



**New Jersey Judiciary  
CIVIL STATISTICS  
June 2019**

## TABLE OF CONTENTS

Introduction, Abbreviations, and Glossary	i
Tables and Graphs By County	1
Tables and Graphs by Case Type	
Atlantic	3
Bergen	7
Burlington	11
Camden	15
Cape May	19
Cumberland	23
Essex	27
Gloucester	31
Hudson	35
Hunterdon	39
Mercer	43
Middlesex	47
Monmouth	51
Morris	55
Ocean	59
Passaic	63
Salem	67
Somerset	71
Sussex	75
Union	79
Warren	83
State	87

## INTRODUCTION

CIVIL STATISTICS provides court year-to-date civil-law statistics for New Jersey's twenty-one counties. Data is compiled from a monthly statistical extract of the Automated Case Management System.

The report provides 4-page summaries of filings, resolutions, clearance, backlog, and active pending by case type for counties and the state. Case type categories are based on the Case Information Statement (CIS). Some categories are consolidated as shown in the table on the next page.

## GLOSSARY

**Filings:** Filings include new, reopened, reactivated, and transferred cases

**Resolutions:** Include trials, summary judgments, settlements, default judgments dismissals, inactivations, transfers, and other summary matters

**Clearance:** Resolutions minus filings

**Backlog:** Cases over case processing goal as listed below. Cases are aged from date of complaint exclusive of inactive and closed time.

    Track 1 backlog = over 12 months

    Track 2 backlog = over 18 months

    Track 3 backlog = over 24 months

    Track 4 backlog = over 24 months

**Backlog Per 100 Monthly Filings:**  $(\text{backlog}) / (\text{average monthly filings in previous court year}) * 100$

**Active Pending:** Cases not resolved. Does not include inactive cases.

CIVIL STATISTICS is produced by the Administrative Office of the Courts' Quantitative Research Unit. Questions or comments can be directed to:

Quantitative Research Unit: PO Box 037, Trenton, NJ 08625  
(609) 815-2900 x52530

## CASE TYPE ABBREVIATIONS

### TRACK I

Action on Negotiable Instrument (Act on New Inst)

Book Account

Name Change

Other Insurance Claim Including Declaratory Judgment Actions (other insurance)

PIP Coverage

Real Property

Other Track 1: Forfeiture, Summary Action, UM or UIM Claim, Lemon Law, Open Public Records Act, Tenancy, Miscellaneous, No Show Jurors  
UM/UIM Coverage

### TRACK II

Auto Negligence - Personal Injury

Auto Negligence - Property Damage

Construction

Contract/Commercial Transactions

Employment other than CEPA or LAD

Personal Injury

Tort - Other

UM/UIM Bodily Injury

### TRACK III

Assault and Battery

Civil Rights

Condemnation

Medical Malpractice

Product Liability

Professional Malpractice

Toxic Tort

Other Track 3: Defamation, Inverse Condemnation, Whistle Blower/Conscientious, Employee Protection Act, Law Against Discrimination

### TRACK IV

Action in Lieu of Prerogative Writ (Lieu of P. Writ)

Asbestos

Complex Commercial

Other Multicounty Litigation (formerly "mass tort") and/or Centrally Managed Cases: Stryker LFIT Co, Fire Fighter Hearing Loss, Abilify, Accutane/Isotretinoin, All Derm Regen, Benicar, Bextra/Celebrex, Bextra/Celebrex/Vioxx, Bristol-Meyers Squibb Environmental, Depo-Provera, Diacetyl, Fosamax, DePuy ASR Hip, Digitek, Gadolinium Based Contrast Agents, Hormone Replacement Therapy, J & J Stent, Levaquin, Mahwah Toxic Dump, Mirena, NuvaRing, Ortho Evra, Pelvic Mesh J&J, Pelvic Mesh Bard, Plavix, Pompton Lakes Environmental Litigation, Proceed Surgical Mesh & Proceed Ventral Patch Litigation, Propecia, Prudential Tort Litigation, Reglan, Risperdal/Seroquel/Zyprexa, Stryker Rejuvenate Hip Stem and the ABG II Modular Hip Stem, Stryker Implant, Talc Body Powder, Vioxx, Yaz/Yasmin/Ocella, Zelnorm, Zometa/Aredia

Other Track 4: Complex Construction, Cullen Lit., Environmental Coverage Litigation, False Claims, Insurance Fraud, Mt. Laurel

**CIVIL CASELOAD SUMMARY BY COUNTY**  
**JULY 2018 -JUNE 2019**  
**STATE**

	Filings			Resolutions			Clearance		Backlog			Backlog Percent		Backlog Per 100 Monthly Filings		Active Pending		
	Jul 2017	Jul 2018	percent change	Jul 2017	Jul 2018	percent change	Jul 2018 - June 2019		June 2018	June 2019	percent change	June 2018	June 2019	June 2018	June 2019	June 2018	June 2019	percent change
	to June 2018	to June 2019		number	percent													
Atlantic	3,128	<b>3,431</b>	10%	3,014	<b>3,624</b>	20%	<b>193</b>	<b>106%</b>	843	<b>413</b>	-51%	23%	<b>12%</b>	323	<b>144</b>	3,628	<b>3,446</b>	-5%
Bergen	10,179	<b>9,876</b>	-3%	11,718	<b>9,491</b>	-19%	<b>-385</b>	<b>96%</b>	12,001	<b>12,011</b>	0%	61%	<b>59%</b>	1,415	<b>1,459</b>	19,817	<b>20,274</b>	2%
Burlington	2,855	<b>2,988</b>	5%	3,162	<b>2,998</b>	-5%	<b>10</b>	<b>100%</b>	176	<b>158</b>	-10%	7%	<b>7%</b>	74	<b>63</b>	2,355	<b>2,343</b>	-1%
Camden	5,126	<b>5,362</b>	5%	5,631	<b>5,423</b>	-4%	<b>61</b>	<b>101%</b>	534	<b>446</b>	-16%	12%	<b>10%</b>	125	<b>100</b>	4,463	<b>4,411</b>	-1%
Cape May	581	<b>559</b>	-4%	583	<b>611</b>	5%	<b>52</b>	<b>109%</b>	88	<b>76</b>	-14%	16%	<b>15%</b>	182	<b>163</b>	553	<b>501</b>	-9%
Cumberland	966	<b>880</b>	-9%	1,025	<b>940</b>	-8%	<b>60</b>	<b>107%</b>	144	<b>169</b>	17%	16%	<b>20%</b>	179	<b>230</b>	903	<b>845</b>	-6%
Essex	10,150	<b>10,359</b>	2%	10,031	<b>10,014</b>	0%	<b>-345</b>	<b>97%</b>	2,197	<b>2,146</b>	-2%	20%	<b>19%</b>	260	<b>249</b>	11,008	<b>11,377</b>	3%
Gloucester	1,537	<b>1,687</b>	10%	1,735	<b>1,718</b>	-1%	<b>31</b>	<b>102%</b>	214	<b>186</b>	-13%	15%	<b>13%</b>	167	<b>132</b>	1,418	<b>1,396</b>	-2%
Hudson	5,627	<b>5,703</b>	1%	5,869	<b>5,668</b>	-3%	<b>-35</b>	<b>99%</b>	603	<b>607</b>	1%	11%	<b>11%</b>	129	<b>128</b>	5,402	<b>5,444</b>	1%
Hunterdon	451	<b>562</b>	25%	520	<b>476</b>	-8%	<b>-86</b>	<b>85%</b>	39	<b>41</b>	5%	11%	<b>9%</b>	104	<b>88</b>	341	<b>432</b>	27%
Mercer	2,973	<b>2,775</b>	-7%	3,050	<b>2,941</b>	-4%	<b>166</b>	<b>106%</b>	487	<b>476</b>	-2%	17%	<b>17%</b>	197	<b>206</b>	2,905	<b>2,740</b>	-6%
Middlesex	8,493	<b>10,316</b>	21%	9,368	<b>9,145</b>	-2%	<b>-1171</b>	<b>89%</b>	4,293	<b>3,803</b>	-11%	37%	<b>30%</b>	607	<b>442</b>	11,661	<b>12,846</b>	10%
Monmouth	5,021	<b>4,940</b>	-2%	5,223	<b>5,058</b>	-3%	<b>118</b>	<b>102%</b>	960	<b>719</b>	-25%	19%	<b>15%</b>	229	<b>175</b>	5,065	<b>4,948</b>	-2%
Morris	2,756	<b>2,828</b>	3%	3,147	<b>2,919</b>	-7%	<b>91</b>	<b>103%</b>	418	<b>260</b>	-38%	16%	<b>10%</b>	182	<b>110</b>	2,571	<b>2,482</b>	-3%
Ocean	3,457	<b>3,348</b>	-3%	3,621	<b>3,630</b>	0%	<b>282</b>	<b>108%</b>	728	<b>624</b>	-14%	20%	<b>18%</b>	253	<b>224</b>	3,704	<b>3,428</b>	-7%
Passaic	4,490	<b>4,465</b>	-1%	4,572	<b>4,398</b>	-4%	<b>-67</b>	<b>98%</b>	453	<b>500</b>	10%	10%	<b>11%</b>	121	<b>134</b>	4,421	<b>4,488</b>	2%
Salem	281	<b>264</b>	-6%	293	<b>254</b>	-13%	<b>-10</b>	<b>96%</b>	31	<b>34</b>	10%	14%	<b>15%</b>	132	<b>155</b>	221	<b>231</b>	5%
Somerset	1,704	<b>1,743</b>	2%	1,711	<b>1,704</b>	0%	<b>-39</b>	<b>98%</b>	143	<b>89</b>	-38%	10%	<b>6%</b>	101	<b>61</b>	1,402	<b>1,440</b>	3%
Sussex	638	<b>641</b>	0%	687	<b>639</b>	-7%	<b>-2</b>	<b>100%</b>	82	<b>68</b>	-17%	15%	<b>13%</b>	154	<b>127</b>	534	<b>537</b>	1%
Union	5,063	<b>5,009</b>	-1%	5,071	<b>4,909</b>	-3%	<b>-100</b>	<b>98%</b>	874	<b>827</b>	-5%	17%	<b>16%</b>	207	<b>198</b>	5,191	<b>5,296</b>	2%
Warren	388	<b>397</b>	2%	414	<b>442</b>	7%	<b>45</b>	<b>111%</b>	37	<b>19</b>	-49%	11%	<b>6%</b>	114	<b>57</b>	341	<b>300</b>	-12%
<b>Total</b>	<b>75,864</b>	<b>78,133</b>	<b>3%</b>	<b>80,445</b>	<b>77,002</b>	<b>-4%</b>	<b>-1131</b>	<b>99%</b>	<b>25,345</b>	<b>23,672</b>	<b>-7%</b>	<b>29%</b>	<b>27%</b>	<b>401</b>	<b>364</b>	<b>87,904</b>	<b>89,205</b>	<b>1%</b>

NOTE: Some Multicounty Litigation (MCL) cases were transferred in November 2014: Atlantic to Bergen = 8,935; Atlantic to Middlesex = 4,070.

**CIVIL BACKLOG SUMMARY BY CASETYPE**

**June 2019**

**STATE**

	<b>Cases in Backlog</b>															
	Track 1					Track 2				Track 3			Track 4			<b>Total Backlog</b>
	12 to 18 months	18 to 24 months	24 to 36 months	over 36 months	Total Track 1	18 to 24 months	24 to 36 months	over 36 months	Total Track 2	24 to 36 months	over 36 months	Total Track 3	24 to 36 months	over 36 months	Total Track 4	
Atlantic	16	0	1	0	17	201	76	8	285	35	13	48	24	39	63	413
Bergen	0	0	0	0	0	537	128	2	667	65	11	76	450	10,818	11,268	12,011
Burlington	0	0	0	0	0	90	34	1	125	19	4	23	4	6	10	158
Camden	11	2	1	0	14	238	95	10	343	48	28	76	7	6	13	446
Cape May	5	0	0	0	5	36	14	1	51	12	4	16	0	4	4	76
Cumberland	8	2	1	1	12	80	36	8	124	24	4	28	4	1	5	169
Essex	41	25	16	15	97	972	633	158	1,763	141	90	231	22	33	55	2,146
Gloucester	8	0	0	0	8	92	35	6	133	12	15	27	4	14	18	186
Hudson	19	5	1	2	27	414	111	6	531	27	5	32	9	8	17	607
Hunterdon	0	0	0	0	0	16	14	1	31	3	3	6	1	3	4	41
Mercer	2	0	0	0	2	195	147	22	364	57	20	77	7	26	33	476
Middlesex	18	1	1	0	20	555	215	11	781	88	28	116	94	2,792	2,886	3,803
Monmouth	14	5	2	3	24	283	187	38	508	101	51	152	18	17	35	719
Morris	6	0	0	0	6	140	29	2	171	46	8	54	10	19	29	260
Ocean	27	12	3	1	43	245	145	33	423	76	68	144	5	9	14	624
Passaic	16	5	1	0	22	365	67	3	435	23	5	28	8	7	15	500
Salem	0	3	0	0	3	16	8	0	24	3	2	5	1	1	2	34
Somerset	0	0	0	0	0	37	19	4	60	11	2	13	9	7	16	89
Sussex	3	0	1	0	4	30	15	0	45	13	1	14	2	3	5	68
Union	29	9	5	3	46	490	207	13	710	38	20	58	2	11	13	827
Warren	0	0	0	0	0	8	3	1	12	4	2	6	1	0	1	19
<b>Total</b>	<b>223</b>	<b>69</b>	<b>33</b>	<b>25</b>	<b>350</b>	<b>5,040</b>	<b>2,218</b>	<b>328</b>	<b>7,586</b>	<b>846</b>	<b>384</b>	<b>1,230</b>	<b>682</b>	<b>13,824</b>	<b>14,506</b>	<b>23,672</b>

NOTE: Some Multicounty Litigation (MCL) cases were transferred in November 2014: Atlantic to Bergen = 8,935; Atlantic to Middlesex = 4,070.

**CIVIL CASELOAD SUMMARY BY CASETYPE**  
**JULY 2018 -JUNE 2019**  
**ATLANTIC**

	Filings			Resolutions			Clearance		Backlog			Backlog Percent		Backlog Per 100 Monthly Filings		Active Pending			
	Jul 2017 to June 2018	Jul 2018 to June 2019	percent change	Jul 2017 to June 2018	Jul 2018 to June 2019	percent change	Jul 2018 - June 2019		June 2018	June 2019	percent change	June 2018	June 2019	June 2018	June 2019	percent change	June 2018	June 2019	percent change
							number	percent											
Act on Neg Inst	5	3	-40%	7	5	-29%	2	167%	1	0	-100%	33%	0%	240	0	3	1	-67%	
Asbestos	0	0	0%	0	0	0%	0	100%	0	0	0%	0%	0%	0	0	0	0	0%	
Assault & Bat	6	7	17%	10	15	50%	8	214%	7	3	-57%	37%	25%	1,400	514	19	12	-37%	
Auto - Pers Inj	827	833	1%	929	871	-6%	38	105%	154	144	-6%	15%	14%	223	207	1,027	995	-3%	
Auto - Property	20	16	-20%	18	19	6%	3	119%	0	0	0%	0%	0%	0	0	16	14	-13%	
Book Account	339	409	21%	362	375	4%	-34	92%	3	7	133%	2%	4%	11	21	160	193	21%	
Civil Rights	22	24	9%	24	20	-17%	-4	83%	5	5	0%	19%	16%	273	250	26	32	23%	
Complex Comm	1	5	400%	4	6	50%	1	120%	7	6	-14%	78%	75%	8,400	1,440	9	8	-11%	
Condemnation	1	2	100%	9	1	-89%	-1	50%	1	1	0%	100%	50%	1,200	600	1	2	100%	
Construction	30	24	-20%	31	27	-13%	3	113%	7	4	-43%	26%	16%	280	200	27	25	-7%	
Contract/Comm	302	306	1%	301	301	0%	-5	98%	15	17	13%	7%	8%	60	67	219	220	0%	
Employment	15	9	-40%	9	9	0%	0	100%	0	3		0%	30%	0	400	10	10	0%	
Lieu of P. Writ	21	19	-10%	20	20	0%	1	105%	1	2	100%	6%	12%	57	126	18	17	-6%	
Medical Malprac	26	33	27%	32	38	19%	5	115%	24	20	-17%	35%	32%	1,108	727	68	63	-7%	
Name Change	93	66	-29%	104	61	-41%	-5	92%	0	0	0%	0%	0%	0	0	5	11	120%	
Other Insurance	40	21	-48%	38	28	-26%	7	133%	3	4	33%	12%	22%	90	229	26	18	-31%	
Other MCL	439	684	56%	42	812	>999%	128	119%	431	50	-88%	46%	6%	1,178	88	936	810	-13%	
Other Track 1	199	174	-13%	184	191	4%	17	110%	8	6	-25%	8%	8%	48	41	97	71	-27%	
Other Track 3	84	70	-17%	92	68	-26%	-2	97%	11	12	9%	10%	11%	157	206	108	110	2%	
Other Track 4	4	4	0%	25	10	-60%	6	250%	6	3	-50%	50%	38%	1,800	900	12	8	-33%	
Personal Injury	471	498	6%	551	482	-13%	-16	97%	90	101	12%	15%	17%	229	243	582	602	3%	
Prod Liability	19	6	-68%	22	44	100%	38	733%	29	1	-97%	60%	11%	1,832	200	48	9	-81%	
Prof Malpractic	15	17	13%	23	27	17%	10	159%	7	3	-57%	21%	11%	560	212	33	28	-15%	
PIP Coverage	6	11	83%	6	8	33%	-3	73%	0	0	0%	0%	0%	0	0	4	6	50%	
Real Property	13	14	8%	14	18	29%	4	129%	1	0	-100%	13%	0%	92	0	8	5	-38%	
Tort Other	56	77	38%	62	78	26%	1	101%	15	11	-27%	22%	16%	321	171	67	68	1%	
Toxic Tort	0	0	0%	1	1	0%	1	100%	0	2		0%	100%	0		3	2	-33%	
UM/UIIM Bod Inj	74	99	34%	94	89	-5%	-10	90%	17	8	-53%	18%	8%	276	97	96	106	10%	
<b>Total</b>	<b>3,128</b>	<b>3,431</b>	<b>10%</b>	<b>3,014</b>	<b>3,624</b>	<b>20%</b>	<b>193</b>	<b>106%</b>	<b>843</b>	<b>413</b>	<b>-51%</b>	<b>23%</b>	<b>12%</b>	<b>323</b>	<b>144</b>	<b>3,628</b>	<b>3,446</b>	<b>-5%</b>	

NOTE: Some Multicounty Litigation (MCL) cases were transferred in November 2014: Atlantic to Bergen = 8,935; Atlantic to Middlesex = 4,070.

**CIVIL BACKLOG SUMMARY BY CASETYPE**

**June 2019**

**ATLANTIC**

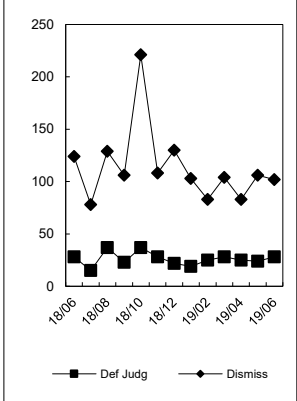
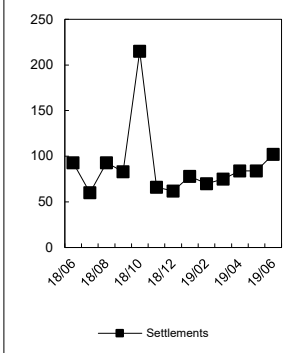
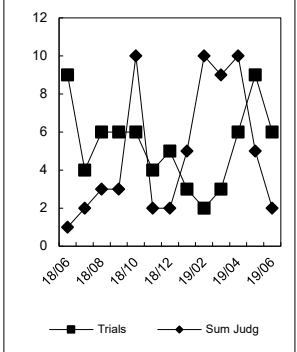
	<b>Cases in Backlog</b>															
	Track 1					Track 2				Track 3			Track 4			Total Backlog
	12 to 18 months	18 to 24 months	24 to 36 months	over 36 months	Total Track 1	18 to 24 months	24 to 36 months	over 36 months	Total Track 2	24 to 36 months	over 36 months	Total Track 3	24 to 36 months	over 36 months	Total Track 4	
Act on Neg Inst	0	0	0	0	0	0	0	0	0	0	0	0	0	0	0	0
Asbestos	0	0	0	0	0	0	0	0	0	0	0	0	0	0	0	0
Assault & Bat	0	0	0	0	0	0	0	0	0	1	2	3	0	0	0	3
Auto - Pers Inj	0	0	0	0	0	106	36	2	144	0	0	0	0	0	0	144
Auto - Property	0	0	0	0	0	0	0	0	0	0	0	0	0	0	0	0
Book Account	7	0	0	0	7	0	0	0	0	0	0	0	0	0	0	7
Civil Rights	0	0	0	0	0	0	0	0	0	4	1	5	0	0	0	5
Complex Comme	0	0	0	0	0	0	0	0	0	0	0	0	1	5	6	6
Condemnation	0	0	0	0	0	0	0	0	0	0	1	1	0	0	0	1
Construction	0	0	0	0	0	2	2	0	4	0	0	0	0	0	0	4
Contract/Comme	0	0	0	0	0	8	8	1	17	0	0	0	0	0	0	17
Employment	0	0	0	0	0	3	0	0	3	0	0	0	0	0	0	3
Lieu of P. Writ	0	0	0	0	0	0	0	0	0	0	0	0	2	0	2	2
Medical Malprac	0	0	0	0	0	0	0	0	0	13	7	20	0	0	0	20
Name Change	0	0	0	0	0	0	0	0	0	0	0	0	0	0	0	0
Other Insurance	4	0	0	0	4	0	0	0	0	0	0	0	0	0	0	4
Other MCL	0	0	0	0	0	0	0	0	0	0	0	0	20	30	50	50
Other Track 1	5	0	1	0	6	0	0	0	0	0	0	0	0	0	0	6
Other Track 3	0	0	0	0	0	0	0	0	0	10	2	12	0	0	0	12
Other Track 4	0	0	0	0	0	0	0	0	0	0	0	0	1	2	3	3
Personal Injury	0	0	0	0	0	69	26	3	98	1	0	1	0	2	2	101
Prod Liability	0	0	0	0	0	0	0	0	0	1	0	1	0	0	0	1
Prof Malpractic	0	0	0	0	0	0	0	0	0	3	0	3	0	0	0	3
PIP Coverage	0	0	0	0	0	0	0	0	0	0	0	0	0	0	0	0
Real Property	0	0	0	0	0	0	0	0	0	0	0	0	0	0	0	0
Tort Other	0	0	0	0	0	5	4	2	11	0	0	0	0	0	0	11
Toxic Tort	0	0	0	0	0	0	0	0	0	2	0	2	0	0	0	2
UM/UIM Bod Inj	0	0	0	0	0	8	0	0	8	0	0	0	0	0	0	8
<b>Total</b>	<b>16</b>	<b>0</b>	<b>1</b>	<b>0</b>	<b>17</b>	<b>201</b>	<b>76</b>	<b>8</b>	<b>285</b>	<b>35</b>	<b>13</b>	<b>48</b>	<b>24</b>	<b>39</b>	<b>63</b>	<b>413</b>

NOTE: Some Multicounty Litigation (MCL) cases were transferred in November 2014: Atlantic to Bergen = 8,935; Atlantic to Middlesex = 4,070.

**CIVIL RESOLUTION SUMMARY BY CASETYPE**  
**JULY 2018 - JUNE 2019**  
**ATLANTIC**

	Trial			Summary					Total	Percent resolved by						Monthly Resolutions
	Jury	Nonjury	Total	Judgment	Settlement	Default Judgment	Dismiss	Other		Trial	Sum Jud	Settle	Default J	Dismiss	Other	
Act on Neg Inst	0	0	0	0	0	1	4	0	5	0%	0%	0%	20%	80%	0%	
Asbestos	0	0	0	0	0	0	0	0	0	0%	0%	0%	0%	0%	0%	
Assault & Bat	0	0	0	0	4	0	11	0	15	0%	0%	27%	0%	73%	0%	
Auto - Pers Inj	33	0	33	10	367	2	441	18	871	4%	1%	42%	0%	51%	2%	
Auto - Property	1	0	1	0	5	3	9	1	19	5%	0%	26%	16%	47%	5%	
Book Account	0	0	0	9	47	207	104	8	375	0%	2%	13%	55%	28%	2%	
Civil Rights	0	1	1	0	6	0	10	3	20	5%	0%	30%	0%	50%	15%	
Complex Commer	0	0	0	0	4	0	1	1	6	0%	0%	67%	0%	17%	17%	
Condemnation	0	0	0	0	0	0	0	1	1	0%	0%	0%	0%	0%	100%	
Construction	1	0	1	1	13	2	10	0	27	4%	4%	48%	7%	37%	0%	
Contract/Commer	1	2	3	5	57	69	157	10	301	1%	2%	19%	23%	52%	3%	
Employment	0	0	0	0	1	0	5	3	9	0%	0%	11%	0%	56%	33%	
Lieu of P. Writ	1	0	1	1	5	0	8	5	20	5%	5%	25%	0%	40%	25%	
Medical Malprac	3	0	3	2	23	0	7	3	38	8%	5%	61%	0%	18%	8%	
Name Change	0	0	0	0	0	0	6	55	61	0%	0%	0%	0%	10%	90%	
Other Insurance	0	0	0	2	7	7	9	3	28	0%	7%	25%	25%	32%	11%	
Other MCL	0	0	0	9	151	0	114	538	812	0%	1%	19%	0%	14%	66%	
Other Track 1	1	0	1	2	35	7	79	67	191	1%	1%	18%	4%	41%	35%	
Other Track 3	3	0	3	1	25	0	32	7	68	4%	1%	37%	0%	47%	10%	
Other Track 4	0	1	1	1	4	0	4	0	10	10%	10%	40%	0%	40%	0%	
Personal Injury	8	0	8	17	221	3	207	26	482	2%	4%	46%	1%	43%	5%	
Prod Liability	0	0	0	0	8	0	31	5	44	0%	0%	18%	0%	70%	11%	
Prof Malpractic	0	0	0	1	16	1	7	2	27	0%	4%	59%	4%	26%	7%	
PIP Coverage	0	0	0	0	1	1	5	1	8	0%	0%	13%	13%	63%	13%	
Real Property	0	0	0	0	5	2	9	2	18	0%	0%	28%	11%	50%	11%	
Tort Other	0	0	0	2	33	5	33	5	78	0%	3%	42%	6%	42%	6%	
Toxic Tort	0	0	0	0	1	0	0	0	1	0%	0%	100%	0%	0%	0%	
UM/UIM Bod Inj	4	0	4	0	33	1	50	1	89	4%	0%	37%	1%	56%	1%	
<b>Total</b>	<b>56</b>	<b>4</b>	<b>60</b>	<b>63</b>	<b>1,072</b>	<b>311</b>	<b>1,353</b>	<b>765</b>	<b>3,624</b>	<b>2%</b>	<b>2%</b>	<b>30%</b>	<b>9%</b>	<b>37%</b>	<b>21%</b>	

Monthly Resolutions

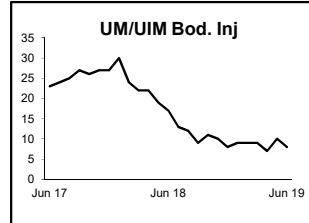
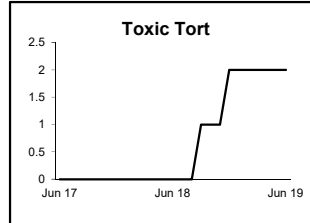
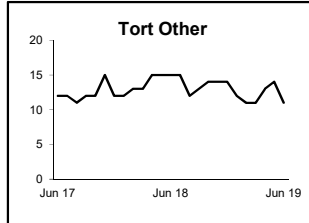
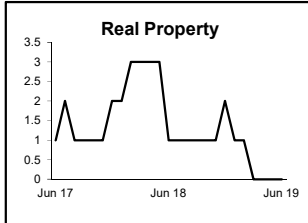
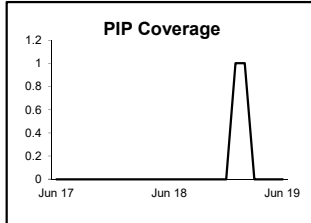
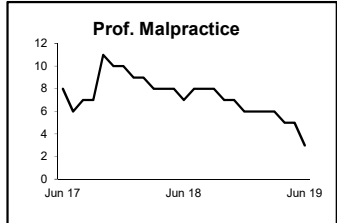
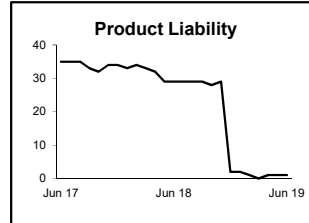
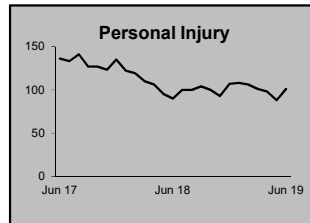
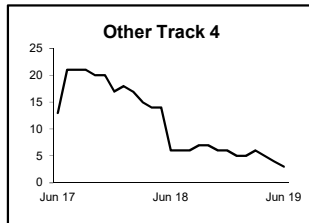
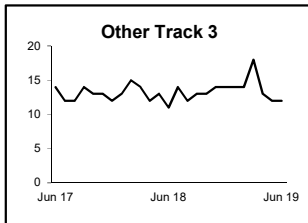
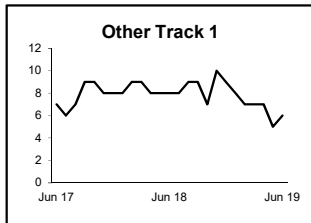
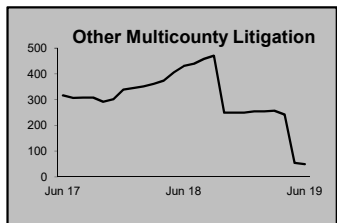
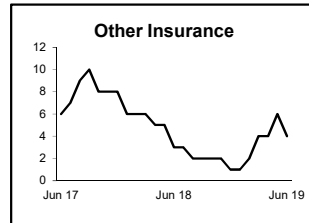
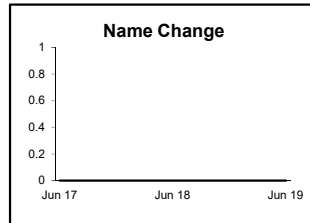
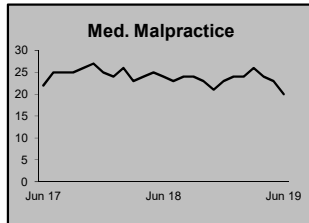
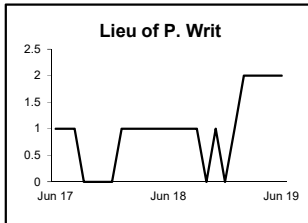
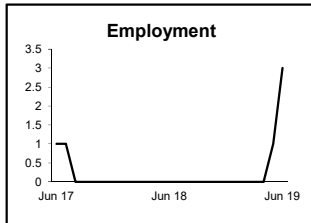
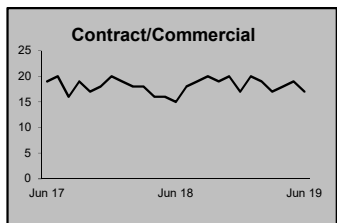
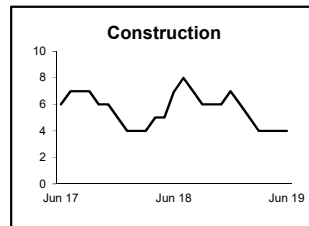
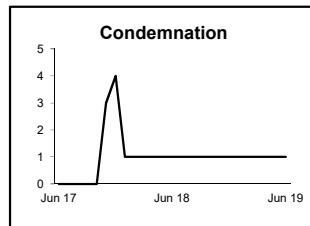
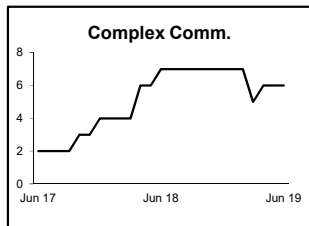
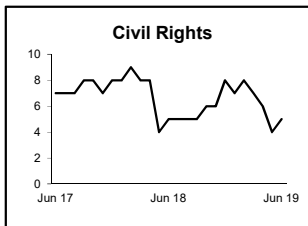
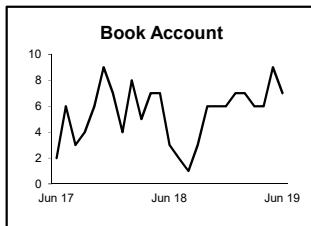
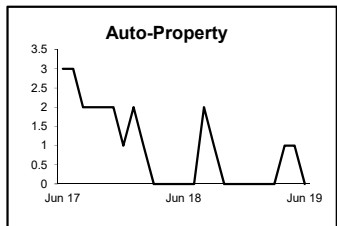
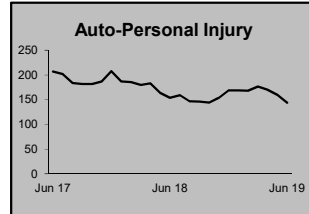
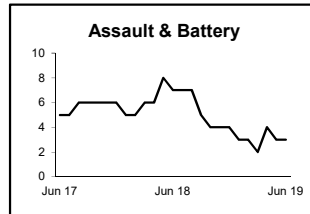
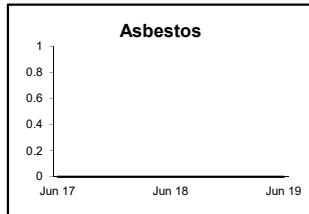
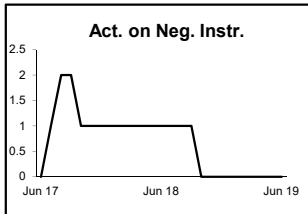
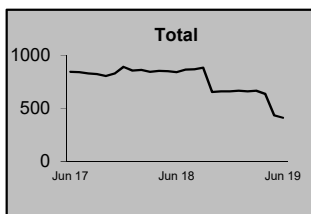


NOTE: Some Multicounty Litigation (MCL) cases were transferred in November 2014: Atlantic to Bergen = 8,935; Atlantic to Middlesex = 4,070.



**CIVIL BACKLOG BY CASETYPE  
JUNE 2019  
ATLANTIC**

	<b>Total</b>	<b>Backlog</b>	<b>% chg</b>
Jun 17		846	
Jun 18		843	0%
Jun 19		413	-51%



1) Casetypes with the state's largest backlogs are highlighted.

2) Some Multicounty Litigation (MCL) cases were transferred in November 2014: Atlantic to Bergen = 8,935; Atlantic to Middlesex = 4,070.

**CIVIL CASELOAD SUMMARY BY CASETYPE**  
**JULY 2018 -JUNE 2019**  
**BERGEN**

	Filings			Resolutions			Clearance		Backlog			Backlog Percent		Backlog Per 100 Monthly Filings		Active Pending		
	Jul 2017 to June 2018	Jul 2018 to June 2019	percent change	Jul 2017 to June 2018	Jul 2018 to June 2019	percent change	Jul 2018 - June 2019		June 2018	June 2019	percent change	June 2018	June 2019	June 2018	June 2019	percent change		
							number	percent										
Act on Neg Inst	36	<b>30</b>	-17%	51	<b>27</b>	-47%	<b>-3</b>	<b>90%</b>	0	<b>0</b>	0%	0%	<b>0%</b>	0	<b>0</b>	11	<b>14</b>	27%
Asbestos	0	<b>0</b>	0%	0	<b>0</b>	0%	<b>0</b>	<b>100%</b>	0	<b>0</b>	0%	0%	<b>0%</b>	0	<b>0</b>	0	<b>0</b>	0%
Assault & Bat	19	<b>15</b>	-21%	18	<b>31</b>	72%	<b>16</b>	<b>207%</b>	2	<b>0</b>	-100%	7%	<b>0%</b>	126	<b>0</b>	28	<b>18</b>	-36%
Auto - Pers Inj	2,816	<b>2,802</b>	0%	2,894	<b>2,795</b>	-3%	<b>-7</b>	<b>100%</b>	368	<b>403</b>	10%	11%	<b>12%</b>	157	<b>173</b>	3,231	<b>3,267</b>	1%
Auto - Property	631	<b>424</b>	-33%	636	<b>486</b>	-24%	<b>62</b>	<b>115%</b>	8	<b>2</b>	-75%	3%	<b>1%</b>	15	<b>6</b>	244	<b>184</b>	-25%
Book Account	1,087	<b>1,031</b>	-5%	1,282	<b>937</b>	-27%	<b>-94</b>	<b>91%</b>	4	<b>0</b>	-100%	1%	<b>0%</b>	4	<b>0</b>	397	<b>466</b>	17%
Civil Rights	25	<b>26</b>	4%	26	<b>20</b>	-23%	<b>-6</b>	<b>77%</b>	2	<b>3</b>	50%	13%	<b>12%</b>	96	<b>138</b>	15	<b>25</b>	67%
Complex Comm	40	<b>41</b>	3%	64	<b>49</b>	-23%	<b>8</b>	<b>120%</b>	9	<b>7</b>	-22%	19%	<b>15%</b>	270	<b>205</b>	48	<b>46</b>	-4%
Condemnation	0	<b>1</b>		0	<b>1</b>		<b>0</b>	<b>100%</b>	0	<b>0</b>	0%	0%	<b>0%</b>	0	<b>0</b>	0	<b>0</b>	0%
Construction	52	<b>41</b>	-21%	64	<b>39</b>	-39%	<b>-2</b>	<b>95%</b>	5	<b>5</b>	0%	11%	<b>11%</b>	115	<b>146</b>	44	<b>47</b>	7%
Contract/Comm	1,253	<b>1,477</b>	18%	1,244	<b>1,394</b>	12%	<b>-83</b>	<b>94%</b>	34	<b>35</b>	3%	4%	<b>4%</b>	33	<b>28</b>	829	<b>970</b>	17%
Employment	33	<b>30</b>	-9%	36	<b>37</b>	3%	<b>7</b>	<b>123%</b>	2	<b>2</b>	0%	8%	<b>11%</b>	73	<b>80</b>	26	<b>19</b>	-27%
Lieu of P. Writ	75	<b>62</b>	-17%	72	<b>69</b>	-4%	<b>7</b>	<b>111%</b>	0	<b>4</b>		0%	<b>9%</b>	0	<b>77</b>	52	<b>45</b>	-13%
Medical Malprac	115	<b>112</b>	-3%	114	<b>108</b>	-5%	<b>-4</b>	<b>96%</b>	48	<b>40</b>	-17%	24%	<b>19%</b>	501	<b>429</b>	197	<b>212</b>	8%
Name Change	378	<b>253</b>	-33%	378	<b>253</b>	-33%	<b>0</b>	<b>100%</b>	0	<b>0</b>	0%	0%	<b>0%</b>	0	<b>0</b>	0	<b>0</b>	0%
Other Insurance	112	<b>90</b>	-20%	111	<b>95</b>	-14%	<b>5</b>	<b>106%</b>	1	<b>0</b>	-100%	2%	<b>0%</b>	11	<b>0</b>	54	<b>43</b>	-20%
Other MCL	396	<b>986</b>	149%	1,755	<b>502</b>	-71%	<b>-484</b>	<b>51%</b>	11,228	<b>11,237</b>	0%	93%	<b>90%</b>	34,024	<b>13,676</b>	12,054	<b>12,543</b>	4%
Other Track 1	457	<b>425</b>	-7%	455	<b>401</b>	-12%	<b>-24</b>	<b>94%</b>	12	<b>0</b>	-100%	7%	<b>0%</b>	32	<b>0</b>	168	<b>139</b>	-17%
Other Track 3	164	<b>156</b>	-5%	173	<b>148</b>	-14%	<b>-8</b>	<b>95%</b>	12	<b>11</b>	-8%	8%	<b>7%</b>	88	<b>85</b>	154	<b>168</b>	9%
Other Track 4	21	<b>30</b>	43%	59	<b>40</b>	-32%	<b>10</b>	<b>133%</b>	34	<b>20</b>	-41%	51%	<b>33%</b>	1,943	<b>800</b>	67	<b>61</b>	-9%
Personal Injury	1,170	<b>1,150</b>	-2%	1,119	<b>1,154</b>	3%	<b>4</b>	<b>100%</b>	185	<b>187</b>	1%	13%	<b>13%</b>	190	<b>195</b>	1,441	<b>1,421</b>	-1%
Prod Liability	732	<b>183</b>	-75%	566	<b>336</b>	-41%	<b>153</b>	<b>184%</b>	3	<b>5</b>	67%	1%	<b>4%</b>	5	<b>33</b>	256	<b>112</b>	-56%
Prof Malpractic	65	<b>53</b>	-18%	82	<b>80</b>	-2%	<b>27</b>	<b>151%</b>	22	<b>17</b>	-23%	19%	<b>16%</b>	406	<b>385</b>	113	<b>106</b>	-6%
PIP Coverage	38	<b>59</b>	55%	40	<b>57</b>	43%	<b>-2</b>	<b>97%</b>	0	<b>0</b>	0%	0%	<b>0%</b>	0	<b>0</b>	13	<b>15</b>	15%
Real Property	58	<b>34</b>	-41%	45	<b>38</b>	-16%	<b>4</b>	<b>112%</b>	0	<b>0</b>	0%	0%	<b>0%</b>	0	<b>0</b>	23	<b>13</b>	-43%
Tort Other	228	<b>204</b>	-11%	213	<b>239</b>	12%	<b>35</b>	<b>117%</b>	10	<b>22</b>	120%	5%	<b>13%</b>	53	<b>129</b>	191	<b>168</b>	-12%
Toxic Tort	0	<b>2</b>		4	<b>2</b>	-50%	<b>0</b>	<b>100%</b>	1	<b>0</b>	-100%	100%	<b>0%</b>	0	<b>0</b>	1	<b>1</b>	0%
UM/UIIM Bod Inj	178	<b>159</b>	-11%	217	<b>153</b>	-29%	<b>-6</b>	<b>96%</b>	11	<b>11</b>	0%	7%	<b>6%</b>	74	<b>83</b>	160	<b>171</b>	7%
<b>Total</b>	<b>10,179</b>	<b>9,876</b>	-3%	<b>11,718</b>	<b>9,491</b>	-19%	<b>-385</b>	<b>96%</b>	<b>12,001</b>	<b>12,011</b>	0%	<b>61%</b>	<b>59%</b>	<b>1,415</b>	<b>1,459</b>	<b>19,817</b>	<b>20,274</b>	2%

NOTE: Some Multicounty Litigation (MCL) cases were transferred in November 2014: Atlantic to Bergen = 8,935; Atlantic to Middlesex = 4,070.

**CIVIL BACKLOG SUMMARY BY CASETYPE**

**June 2019**

**BERGEN**

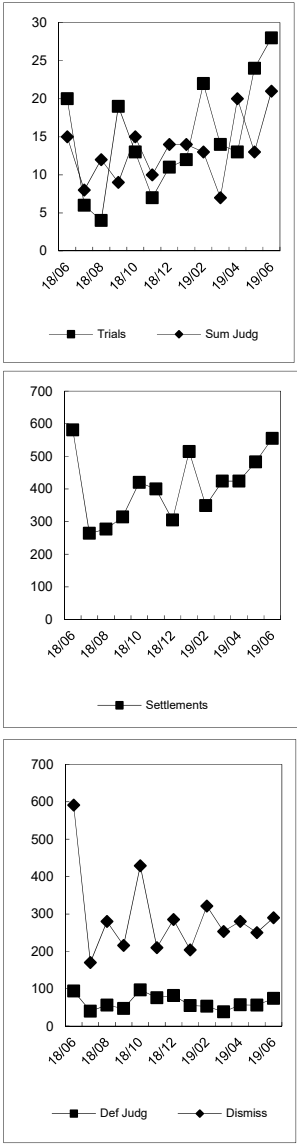
	<b>Cases in Backlog</b>															
	Track 1					Track 2				Track 3			Track 4			Total Backlog
	12 to 18 months	18 to 24 months	24 to 36 months	over 36 months	Total Track 1	18 to 24 months	24 to 36 months	over 36 months	Total Track 2	24 to 36 months	over 36 months	Total Track 3	24 to 36 months	over 36 months	Total Track 4	
Act on Neg Inst	0	0	0	0	0	0	0	0	0	0	0	0	0	0	0	0
Asbestos	0	0	0	0	0	0	0	0	0	0	0	0	0	0	0	0
Assault & Bat	0	0	0	0	0	0	0	0	0	0	0	0	0	0	0	0
Auto - Pers Inj	0	0	0	0	0	328	75	0	403	0	0	0	0	0	0	403
Auto - Property	0	0	0	0	0	2	0	0	2	0	0	0	0	0	0	2
Book Account	0	0	0	0	0	0	0	0	0	0	0	0	0	0	0	0
Civil Rights	0	0	0	0	0	0	0	0	0	3	0	3	0	0	0	3
Complex Comme	0	0	0	0	0	0	0	0	0	0	0	0	6	1	7	7
Condemnation	0	0	0	0	0	0	0	0	0	0	0	0	0	0	0	0
Construction	0	0	0	0	0	4	1	0	5	0	0	0	0	0	0	5
Contract/Comme	0	0	0	0	0	31	4	0	35	0	0	0	0	0	0	35
Employment	0	0	0	0	0	1	1	0	2	0	0	0	0	0	0	2
Lieu of P. Writ	0	0	0	0	0	0	0	0	0	0	0	0	4	0	4	4
Medical Malprac	0	0	0	0	0	0	0	0	0	31	9	40	0	0	0	40
Name Change	0	0	0	0	0	0	0	0	0	0	0	0	0	0	0	0
Other Insurance	0	0	0	0	0	0	0	0	0	0	0	0	0	0	0	0
Other MCL	0	0	0	0	0	0	0	0	0	0	0	0	437	10,800	11,237	11,237
Other Track 1	0	0	0	0	0	0	0	0	0	0	0	0	0	0	0	0
Other Track 3	0	0	0	0	0	0	0	0	0	10	1	11	0	0	0	11
Other Track 4	0	0	0	0	0	0	0	0	0	0	0	0	3	17	20	20
Personal Injury	0	0	0	0	0	145	40	2	187	0	0	0	0	0	0	187
Prod Liability	0	0	0	0	0	0	0	0	0	5	0	5	0	0	0	5
Prof Malpractic	0	0	0	0	0	0	0	0	0	16	1	17	0	0	0	17
PIP Coverage	0	0	0	0	0	0	0	0	0	0	0	0	0	0	0	0
Real Property	0	0	0	0	0	0	0	0	0	0	0	0	0	0	0	0
Tort Other	0	0	0	0	0	15	7	0	22	0	0	0	0	0	0	22
Toxic Tort	0	0	0	0	0	0	0	0	0	0	0	0	0	0	0	0
UM/UIM Bod Inj	0	0	0	0	0	11	0	0	11	0	0	0	0	0	0	11
<b>Total</b>	<b>0</b>	<b>0</b>	<b>0</b>	<b>0</b>	<b>0</b>	<b>537</b>	<b>128</b>	<b>2</b>	<b>667</b>	<b>65</b>	<b>11</b>	<b>76</b>	<b>450</b>	<b>10,818</b>	<b>11,268</b>	<b>12,011</b>

NOTE: Some Multicounty Litigation (MCL) cases were transferred in November 2014: Atlantic to Bergen = 8,935; Atlantic to Middlesex = 4,070.

**CIVIL RESOLUTION SUMMARY BY CASETYPE**  
**JULY 2018 - JUNE 2019**  
**BERGEN**

	Trial			Summary					Total	Percent resolved by					
	Jury	Nonjury	Total	Judgment	Settlement	Default Judgment	Dismiss	Other		Trial	Sum Jud	Settle	Default J	Dismiss	Other
Act on Neg Inst	0	0	0	2	8	9	8	0	27	0%	7%	30%	33%	30%	0%
Asbestos	0	0	0	0	0	0	0	0	0	0%	0%	0%	0%	0%	0%
Assault & Bat	1	0	1	2	16	1	7	4	31	3%	6%	52%	3%	23%	13%
Auto - Pers Inj	79	4	83	21	2,014	37	584	56	2,795	3%	1%	72%	1%	21%	2%
Auto - Property	2	0	2	2	133	157	168	24	486	0%	0%	27%	32%	35%	5%
Book Account	0	4	4	22	318	247	341	5	937	0%	2%	34%	26%	36%	1%
Civil Rights	1	2	3	1	3	0	10	3	20	15%	5%	15%	0%	50%	15%
Complex Commer	2	2	4	0	23	1	16	5	49	8%	0%	47%	2%	33%	10%
Condemnation	0	0	0	0	1	0	0	0	1	0%	0%	100%	0%	0%	0%
Construction	1	0	1	0	24	2	10	2	39	3%	0%	62%	5%	26%	5%
Contract/Commer	11	14	25	29	507	197	590	46	1,394	2%	2%	36%	14%	42%	3%
Employment	0	1	1	3	19	1	9	4	37	3%	8%	51%	3%	24%	11%
Lieu of P. Writ	0	12	12	4	21	2	30	0	69	17%	6%	30%	3%	43%	0%
Medical Malprac	8	0	8	4	66	0	27	3	108	7%	4%	61%	0%	25%	3%
Name Change	0	0	0	0	0	0	253	0	253	0%	0%	0%	0%	100%	0%
Other Insurance	0	0	0	3	44	3	40	5	95	0%	3%	46%	3%	42%	5%
Other MCL	0	0	0	2	162	0	323	15	502	0%	0%	32%	0%	64%	3%
Other Track 1	1	3	4	4	122	29	238	4	401	1%	1%	30%	7%	59%	1%
Other Track 3	4	0	4	3	88	0	33	20	148	3%	2%	59%	0%	22%	14%
Other Track 4	0	0	0	0	30	0	10	0	40	0%	0%	75%	0%	25%	0%
Personal Injury	14	0	14	43	770	8	282	37	1,154	1%	4%	67%	1%	24%	3%
Prod Liability	0	0	0	3	44	2	26	261	336	0%	1%	13%	1%	8%	78%
Prof Malpractic	1	1	2	3	53	0	18	4	80	3%	4%	66%	0%	23%	5%
PIP Coverage	0	0	0	0	23	0	34	0	57	0%	0%	40%	0%	60%	0%
Real Property	0	1	1	0	12	0	24	1	38	3%	0%	32%	0%	63%	3%
Tort Other	1	0	1	4	133	16	74	11	239	0%	2%	56%	7%	31%	5%
Toxic Tort	0	0	0	0	1	0	1	0	2	0%	0%	50%	0%	50%	0%
UM/UIM Bod Inj	3	0	3	1	95	19	32	3	153	2%	1%	62%	12%	21%	2%
<b>Total</b>	<b>129</b>	<b>44</b>	<b>173</b>	<b>156</b>	<b>4,730</b>	<b>731</b>	<b>3,188</b>	<b>513</b>	<b>9,491</b>	<b>2%</b>	<b>2%</b>	<b>50%</b>	<b>8%</b>	<b>34%</b>	<b>5%</b>

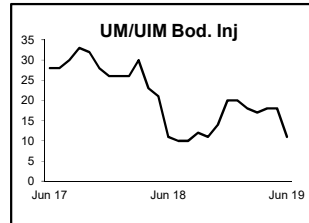
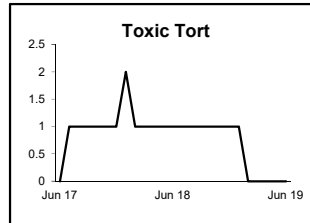
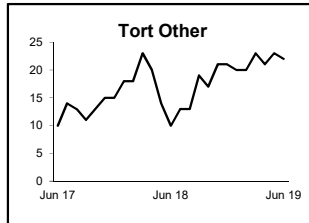
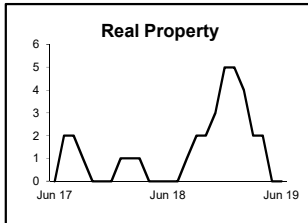
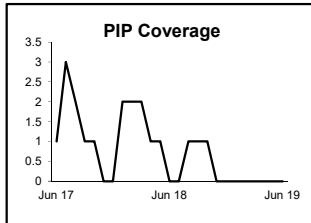
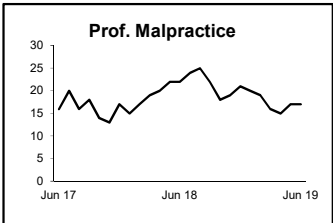
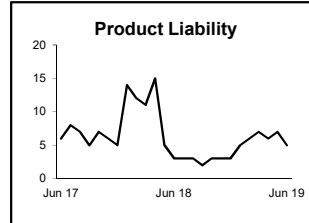
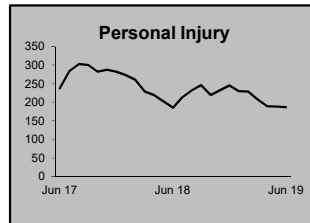
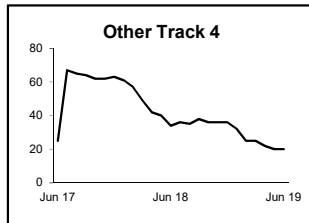
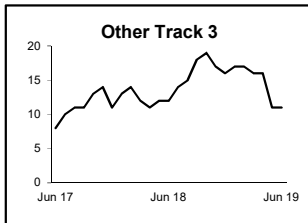
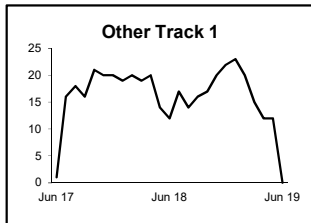
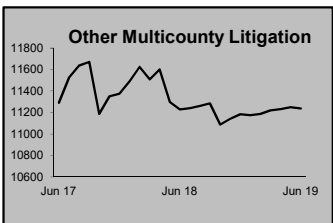
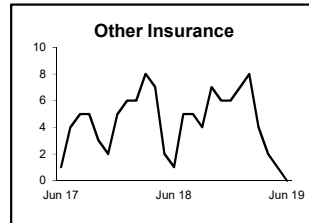
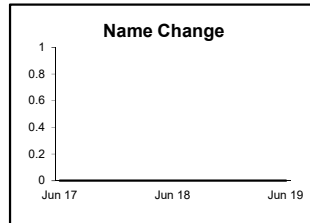
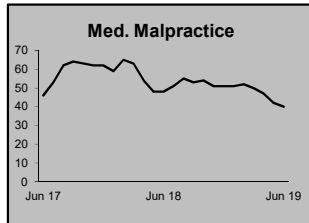
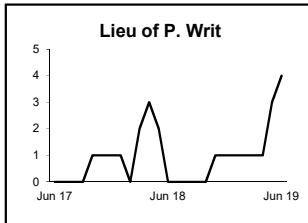
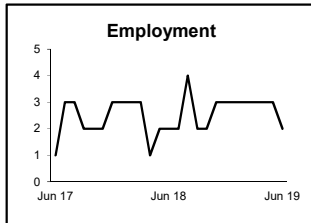
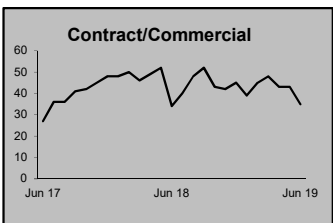
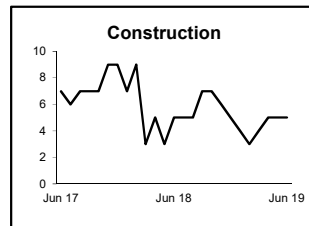
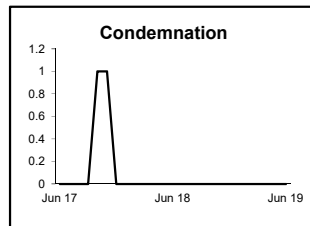
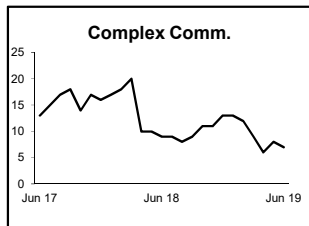
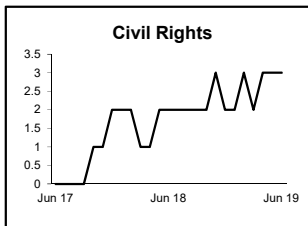
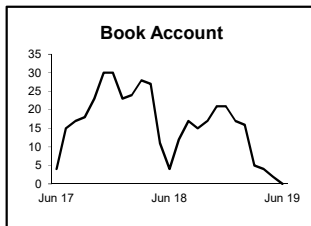
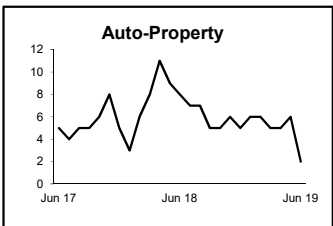
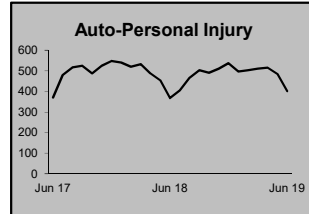
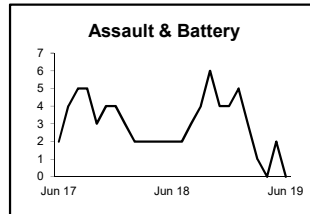
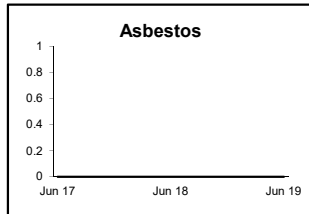
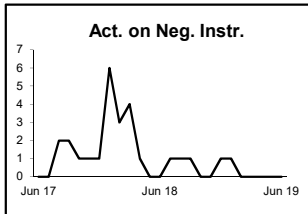
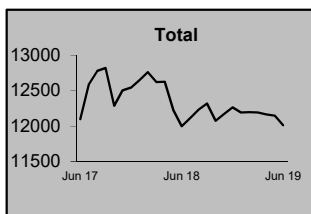
Monthly Resolutions



NOTE: Some Multicounty Litigation (MCL) cases were transferred in November 2014: Atlantic to Bergen = 8,935; Atlantic to Middlesex = 4,070.

**CIVIL BACKLOG BY CASETYPE  
JUNE 2019  
BERGEN**

	<b>Total</b>	<b>Backlog</b>	<b>% chg</b>
Jun 17		12,101	
Jun 18		12,001	-1%
Jun 19		12,011	0%



1) Casetypes with the state's largest backlogs are highlighted.

2) Some Multicounty Litigation (MCL) cases were transferred in November 2014: Atlantic to Bergen = 8,935; Atlantic to Middlesex = 4,070.

**CIVIL CASELOAD SUMMARY BY CASETYPE**  
**JULY 2018 -JUNE 2019**  
**BURLINGTON**

	Filings			Resolutions			Clearance		Backlog			Backlog Percent		Backlog Per 100 Monthly Filings		Active Pending		
	Jul 2017 to June 2018	Jul 2018 to June 2019	percent change	Jul 2017 to June 2018	Jul 2018 to June 2019	percent change	Jul 2018 - June 2019		June 2018	June 2019	percent change	June 2018	June 2019	June 2018	June 2019	percent change		
							number	percent										
Act on Neg Inst	21	<b>40</b>	90%	6	<b>36</b>	500%	<b>-4</b>	<b>90%</b>	0	<b>0</b>	0%	0%	<b>0%</b>	0	<b>0</b>	16	<b>19</b>	19%
Asbestos	0	<b>0</b>	0%	0	<b>0</b>	0%	<b>0</b>	<b>100%</b>	0	<b>0</b>	0%	0%	<b>0%</b>	0	<b>0</b>	0	<b>0</b>	0%
Assault & Bat	9	<b>3</b>	-67%	8	<b>6</b>	-25%	<b>3</b>	<b>200%</b>	0	<b>0</b>	0%	0%	<b>0%</b>	0	<b>0</b>	9	<b>6</b>	-33%
Auto - Pers Inj	673	<b>767</b>	14%	757	<b>753</b>	-1%	<b>-14</b>	<b>98%</b>	70	<b>85</b>	21%	9%	<b>10%</b>	125	<b>133</b>	788	<b>820</b>	4%
Auto - Property	26	<b>22</b>	-15%	25	<b>24</b>	-4%	<b>2</b>	<b>109%</b>	0	<b>0</b>	0%	0%	<b>0%</b>	0	<b>0</b>	18	<b>16</b>	-11%
Book Account	357	<b>495</b>	39%	403	<b>422</b>	5%	<b>-73</b>	<b>85%</b>	0	<b>0</b>	0%	0%	<b>0%</b>	0	<b>0</b>	145	<b>205</b>	41%
Civil Rights	12	<b>25</b>	108%	7	<b>28</b>	300%	<b>3</b>	<b>112%</b>	0	<b>0</b>	0%	0%	<b>0%</b>	0	<b>0</b>	12	<b>9</b>	-25%
Complex Comm	13	<b>8</b>	-38%	30	<b>23</b>	-23%	<b>15</b>	<b>288%</b>	6	<b>4</b>	-33%	26%	<b>25%</b>	554	<b>600</b>	23	<b>16</b>	-30%
Condemnation	7	<b>5</b>	-29%	6	<b>4</b>	-33%	<b>-1</b>	<b>80%</b>	0	<b>0</b>	0%	0%	<b>0%</b>	0	<b>0</b>	3	<b>4</b>	33%
Construction	25	<b>27</b>	8%	21	<b>22</b>	5%	<b>-5</b>	<b>81%</b>	3	<b>0</b>	-100%	14%	<b>0%</b>	144	<b>0</b>	22	<b>26</b>	18%
Contract/Comm	604	<b>575</b>	-5%	658	<b>591</b>	-10%	<b>16</b>	<b>103%</b>	19	<b>6</b>	-68%	5%	<b>2%</b>	38	<b>13</b>	400	<b>394</b>	-2%
Employment	12	<b>13</b>	8%	10	<b>18</b>	80%	<b>5</b>	<b>138%</b>	0	<b>0</b>	0%	0%	<b>0%</b>	0	<b>0</b>	12	<b>6</b>	-50%
Lieu of P. Writ	18	<b>22</b>	22%	16	<b>27</b>	69%	<b>5</b>	<b>123%</b>	1	<b>1</b>	0%	6%	<b>9%</b>	67	<b>55</b>	16	<b>11</b>	-31%
Medical Malprac	40	<b>47</b>	18%	49	<b>38</b>	-22%	<b>-9</b>	<b>81%</b>	9	<b>13</b>	44%	14%	<b>17%</b>	270	<b>332</b>	63	<b>75</b>	19%
Name Change	168	<b>97</b>	-42%	163	<b>133</b>	-18%	<b>36</b>	<b>137%</b>	0	<b>0</b>	0%	0%	<b>0%</b>	0	<b>0</b>	42	<b>9</b>	-79%
Other Insurance	19	<b>25</b>	32%	15	<b>11</b>	-27%	<b>-14</b>	<b>44%</b>	0	<b>0</b>	0%	0%	<b>0%</b>	0	<b>0</b>	9	<b>14</b>	56%
Other MCL	0	<b>0</b>	0%	0	<b>0</b>	0%	<b>0</b>	<b>100%</b>	0	<b>0</b>	0%	0%	<b>0%</b>	0	<b>0</b>	0	<b>0</b>	0%
Other Track 1	173	<b>167</b>	-3%	179	<b>163</b>	-9%	<b>-4</b>	<b>98%</b>	0	<b>0</b>	0%	0%	<b>0%</b>	0	<b>0</b>	64	<b>57</b>	-11%
Other Track 3	100	<b>127</b>	27%	121	<b>94</b>	-22%	<b>-33</b>	<b>74%</b>	3	<b>5</b>	67%	3%	<b>4%</b>	36	<b>47</b>	88	<b>122</b>	39%
Other Track 4	11	<b>16</b>	45%	28	<b>34</b>	21%	<b>18</b>	<b>213%</b>	12	<b>5</b>	-58%	34%	<b>22%</b>	1,309	<b>375</b>	35	<b>23</b>	-34%
Personal Injury	368	<b>302</b>	-18%	447	<b>371</b>	-17%	<b>69</b>	<b>123%</b>	41	<b>32</b>	-22%	10%	<b>10%</b>	134	<b>127</b>	403	<b>324</b>	-20%
Prod Liability	7	<b>13</b>	86%	18	<b>10</b>	-44%	<b>-3</b>	<b>77%</b>	1	<b>0</b>	-100%	9%	<b>0%</b>	171	<b>0</b>	11	<b>16</b>	45%
Prof Malpractic	33	<b>21</b>	-36%	37	<b>38</b>	3%	<b>17</b>	<b>181%</b>	6	<b>5</b>	-17%	14%	<b>14%</b>	218	<b>286</b>	44	<b>35</b>	-20%
PIP Coverage	12	<b>6</b>	-50%	7	<b>12</b>	71%	<b>6</b>	<b>200%</b>	0	<b>0</b>	0%	0%	<b>0%</b>	0	<b>0</b>	8	<b>1</b>	-88%
Real Property	22	<b>10</b>	-55%	14	<b>12</b>	-14%	<b>2</b>	<b>120%</b>	0	<b>0</b>	0%	0%	<b>0%</b>	0	<b>0</b>	13	<b>6</b>	-54%
Tort Other	65	<b>97</b>	49%	70	<b>76</b>	9%	<b>-21</b>	<b>78%</b>	2	<b>1</b>	-50%	4%	<b>2%</b>	37	<b>12</b>	46	<b>57</b>	24%
Toxic Tort	0	<b>0</b>	0%	1	<b>0</b>	-100%	<b>0</b>	<b>100%</b>	0	<b>0</b>	0%	0%	<b>0%</b>	0	<b>0</b>	0	<b>0</b>	0%
UM/UIIM Bod Inj	60	<b>58</b>	-3%	66	<b>52</b>	-21%	<b>-6</b>	<b>90%</b>	3	<b>1</b>	-67%	5%	<b>1%</b>	60	<b>21</b>	65	<b>72</b>	11%
<b>Total</b>	<b>2,855</b>	<b>2,988</b>	<b>5%</b>	<b>3,162</b>	<b>2,998</b>	<b>-5%</b>	<b>10</b>	<b>100%</b>	<b>176</b>	<b>158</b>	<b>-10%</b>	<b>7%</b>	<b>7%</b>	<b>74</b>	<b>63</b>	<b>2,355</b>	<b>2,343</b>	<b>-1%</b>

NOTE: Some Multicounty Litigation (MCL) cases were transferred in November 2014: Atlantic to Bergen = 8,935; Atlantic to Middlesex = 4,070.

**CIVIL BACKLOG SUMMARY BY CASETYPE**

June 2019

**BURLINGTON**

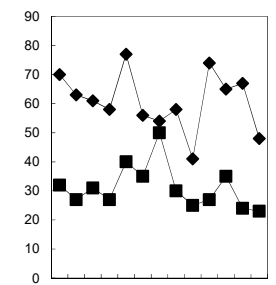
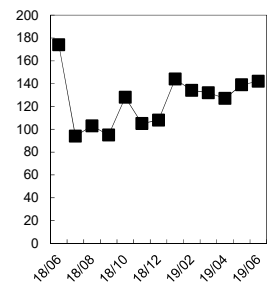
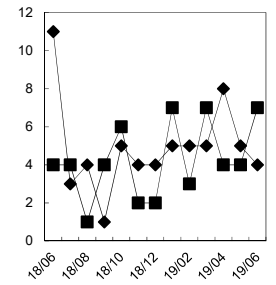
	<b>Cases in Backlog</b>															
	Track 1					Track 2				Track 3			Track 4			Total Backlog
	12 to 18 months	18 to 24 months	24 to 36 months	over 36 months	Total Track 1	18 to 24 months	24 to 36 months	over 36 months	Total Track 2	24 to 36 months	over 36 months	Total Track 3	24 to 36 months	over 36 months	Total Track 4	
Act on Neg Inst	0	0	0	0	0	0	0	0	0	0	0	0	0	0	0	0
Asbestos	0	0	0	0	0	0	0	0	0	0	0	0	0	0	0	0
Assault & Bat	0	0	0	0	0	0	0	0	0	0	0	0	0	0	0	0
Auto - Pers Inj	0	0	0	0	0	60	25	0	85	0	0	0	0	0	0	85
Auto - Property	0	0	0	0	0	0	0	0	0	0	0	0	0	0	0	0
Book Account	0	0	0	0	0	0	0	0	0	0	0	0	0	0	0	0
Civil Rights	0	0	0	0	0	0	0	0	0	0	0	0	0	0	0	0
Complex Comme	0	0	0	0	0	0	0	0	0	0	0	0	2	2	4	4
Condemnation	0	0	0	0	0	0	0	0	0	0	0	0	0	0	0	0
Construction	0	0	0	0	0	0	0	0	0	0	0	0	0	0	0	0
Contract/Comme	0	0	0	0	0	5	0	1	6	0	0	0	0	0	0	6
Employment	0	0	0	0	0	0	0	0	0	0	0	0	0	0	0	0
Lieu of P. Writ	0	0	0	0	0	0	0	0	0	0	0	0	0	1	1	1
Medical Malprac	0	0	0	0	0	0	0	0	0	10	3	13	0	0	0	13
Name Change	0	0	0	0	0	0	0	0	0	0	0	0	0	0	0	0
Other Insurance	0	0	0	0	0	0	0	0	0	0	0	0	0	0	0	0
Other MCL	0	0	0	0	0	0	0	0	0	0	0	0	0	0	0	0
Other Track 1	0	0	0	0	0	0	0	0	0	0	0	0	0	0	0	0
Other Track 3	0	0	0	0	0	0	0	0	0	5	0	5	0	0	0	5
Other Track 4	0	0	0	0	0	0	0	0	0	0	0	0	2	3	5	5
Personal Injury	0	0	0	0	0	24	8	0	32	0	0	0	0	0	0	32
Prod Liability	0	0	0	0	0	0	0	0	0	0	0	0	0	0	0	0
Prof Malpractic	0	0	0	0	0	0	0	0	0	4	1	5	0	0	0	5
PIP Coverage	0	0	0	0	0	0	0	0	0	0	0	0	0	0	0	0
Real Property	0	0	0	0	0	0	0	0	0	0	0	0	0	0	0	0
Tort Other	0	0	0	0	0	1	0	0	1	0	0	0	0	0	0	1
Toxic Tort	0	0	0	0	0	0	0	0	0	0	0	0	0	0	0	0
UM/UIM Bod Inj	0	0	0	0	0	0	1	0	1	0	0	0	0	0	0	1
<b>Total</b>	<b>0</b>	<b>0</b>	<b>0</b>	<b>0</b>	<b>0</b>	<b>90</b>	<b>34</b>	<b>1</b>	<b>125</b>	<b>19</b>	<b>4</b>	<b>23</b>	<b>4</b>	<b>6</b>	<b>10</b>	<b>158</b>

NOTE: Some Multicounty Litigation (MCL) cases were transferred in November 2014: Atlantic to Bergen = 8,935; Atlantic to Middlesex = 4,070.

**CIVIL RESOLUTION SUMMARY BY CASETYPE**  
**JULY 2018 - JUNE 2019**  
**BURLINGTON**

	Trial			Summary					Total	Percent resolved by					
	Jury	Nonjury	Total	Judgment	Settlement	Default Judgment	Dismiss	Other		Trial	Sum Jud	Settle	Default J	Dismiss	Other
Act on Neg Inst	0	0	0	3	5	20	8	0	36	0%	8%	14%	56%	22%	0%
Asbestos	0	0	0	0	0	0	0	0	0	0%	0%	0%	0%	0%	0%
Assault & Bat	0	0	0	0	5	1	0	0	6	0%	0%	83%	17%	0%	0%
Auto - Pers Inj	31	2	33	2	501	6	171	40	753	4%	0%	67%	1%	23%	5%
Auto - Property	0	0	0	0	12	3	8	1	24	0%	0%	50%	13%	33%	4%
Book Account	1	0	1	18	115	185	97	6	422	0%	4%	27%	44%	23%	1%
Civil Rights	0	0	0	1	6	0	8	13	28	0%	4%	21%	0%	29%	46%
Complex Commer	0	0	0	0	15	0	7	1	23	0%	0%	65%	0%	30%	4%
Condemnation	0	0	0	0	1	0	1	2	4	0%	0%	25%	0%	25%	50%
Construction	0	1	1	0	14	3	3	1	22	5%	0%	64%	14%	14%	5%
Contract/Commer	1	2	3	14	217	136	201	20	591	1%	2%	37%	23%	34%	3%
Employment	0	0	0	0	10	0	5	3	18	0%	0%	56%	0%	28%	17%
Lieu of P. Writ	0	0	0	2	12	0	7	6	27	0%	7%	44%	0%	26%	22%
Medical Malprac	1	0	1	0	25	0	9	3	38	3%	0%	66%	0%	24%	8%
Name Change	0	0	0	0	0	0	13	120	133	0%	0%	0%	0%	10%	90%
Other Insurance	0	0	0	0	4	1	5	1	11	0%	0%	36%	9%	45%	9%
Other MCL	0	0	0	0	0	0	0	0	0	0%	0%	0%	0%	0%	0%
Other Track 1	1	1	2	0	74	5	35	47	163	1%	0%	45%	3%	21%	29%
Other Track 3	0	0	0	3	55	0	16	20	94	0%	3%	59%	0%	17%	21%
Other Track 4	0	1	1	0	18	1	6	8	34	3%	0%	53%	3%	18%	24%
Personal Injury	5	0	5	6	246	4	73	37	371	1%	2%	66%	1%	20%	10%
Prod Liability	0	0	0	0	4	0	0	6	10	0%	0%	40%	0%	0%	60%
Prof Malpractic	0	0	0	3	25	2	6	2	38	0%	8%	66%	5%	16%	5%
PIP Coverage	0	0	0	0	7	0	4	1	12	0%	0%	58%	0%	33%	8%
Real Property	0	0	0	0	3	2	5	2	12	0%	0%	25%	17%	42%	17%
Tort Other	0	0	0	1	40	4	26	5	76	0%	1%	53%	5%	34%	7%
Toxic Tort	0	0	0	0	0	0	0	0	0	0%	0%	0%	0%	0%	0%
UM/UIB Bod Inj	4	0	4	0	37	1	8	2	52	8%	0%	71%	2%	15%	4%
<b>Total</b>	<b>44</b>	<b>7</b>	<b>51</b>	<b>53</b>	<b>1,451</b>	<b>374</b>	<b>722</b>	<b>347</b>	<b>2,998</b>	<b>2%</b>	<b>2%</b>	<b>48%</b>	<b>12%</b>	<b>24%</b>	<b>12%</b>

Monthly Resolutions

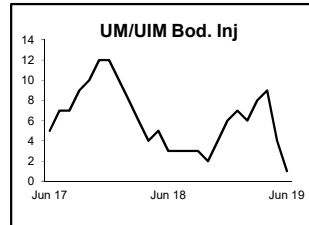
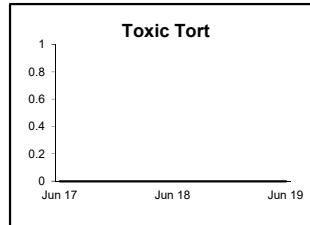
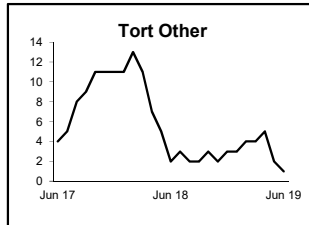
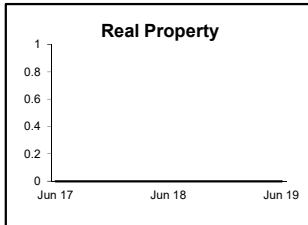
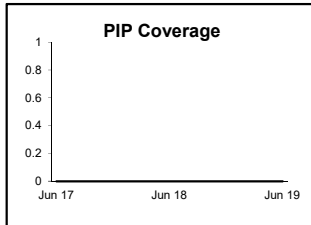
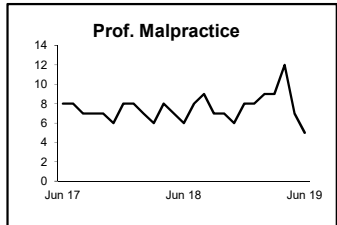
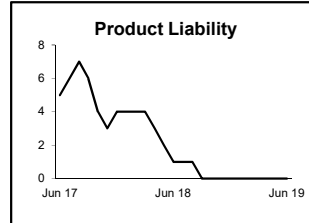
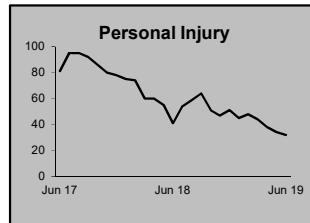
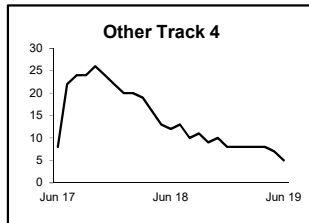
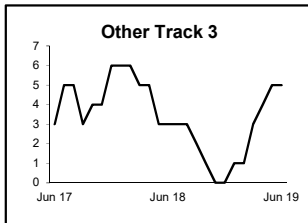
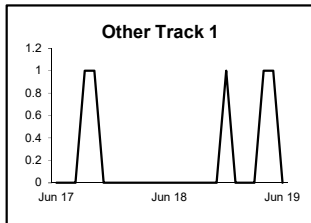
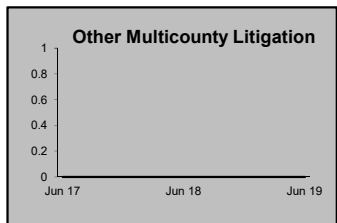
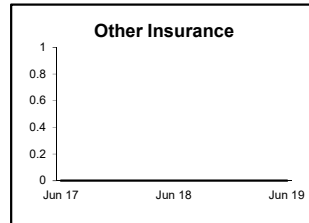
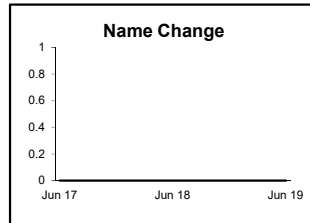
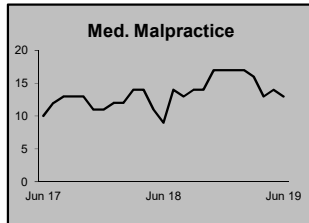
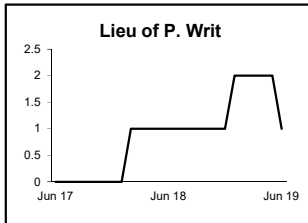
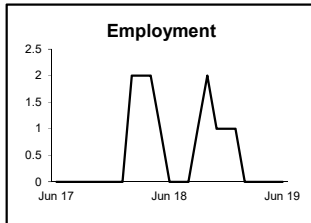
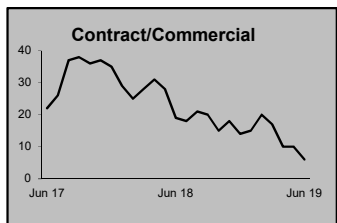
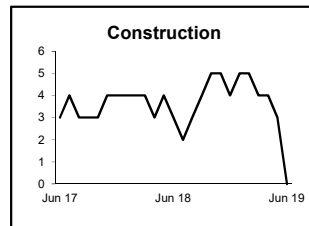
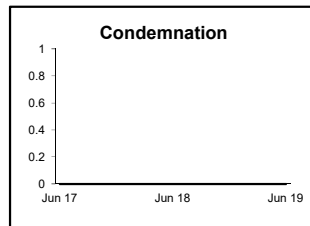
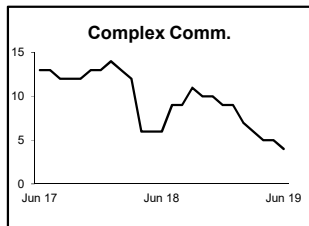
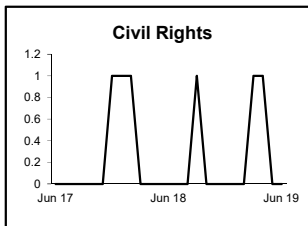
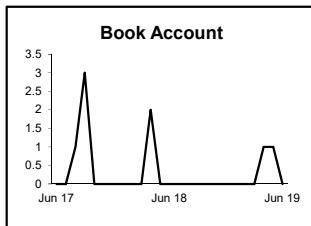
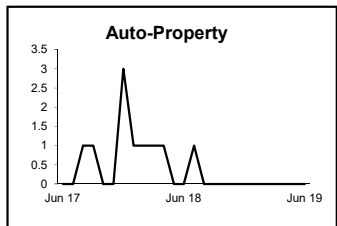
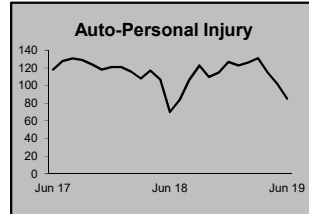
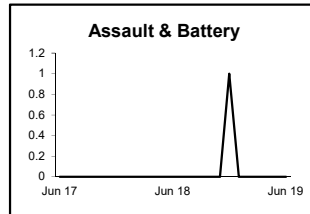
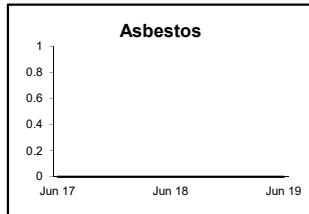
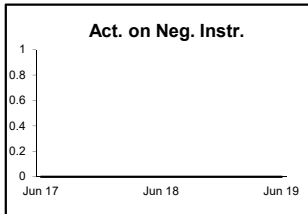
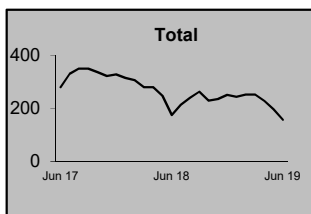


NOTE: Some Multicounty Litigation (MCL) cases were transferred in November 2014: Atlantic to Bergen = 8,935; Atlantic to Middlesex = 4,070.



**CIVIL BACKLOG BY CASETYPE  
JUNE 2019  
BURLINGTON**

	<b>Total</b>	<b>% chg</b>
Jun 17	280	
Jun 18	176	-37%
Jun 19	158	-10%



1) Casetypes with the state's largest backlogs are highlighted.

2) Some Multicounty Litigation (MCL) cases were transferred in November 2014: Atlantic to Bergen = 8,935; Atlantic to Middlesex = 4,070.

**CIVIL CASELOAD SUMMARY BY CASETYPE**  
**JULY 2018 -JUNE 2019**  
**CAMDEN**

	Filings			Resolutions			Clearance		Backlog			Backlog Percent		Backlog Per 100 Monthly Filings		Active Pending		
	Jul 2017	Jul 2018	percent change	Jul 2017	Jul 2018	percent change	Jul 2018 - June 2019		June 2018	June 2019	percent change	June 2018	June 2019	June 2018	June 2019	June 2018	June 2019	percent change
	to June 2018	to June 2019		to June 2018	to June 2019		number	percent										
Act on Neg Inst	23	<b>18</b>	-22%	12	<b>27</b>	125%	<b>9</b>	<b>150%</b>	1	<b>0</b>	-100%	7%	<b>0%</b>	52	<b>0</b>	15	<b>6</b>	-60%
Asbestos	0	<b>0</b>	0%	0	<b>0</b>	0%	<b>0</b>	<b>100%</b>	0	<b>0</b>	0%	0%	<b>0%</b>	0	<b>0</b>	0	<b>0</b>	0%
Assault & Bat	7	<b>4</b>	-43%	9	<b>5</b>	-44%	<b>1</b>	<b>125%</b>	1	<b>1</b>	0%	13%	<b>14%</b>	171	<b>300</b>	8	<b>7</b>	-13%
Auto - Pers Inj	1,706	<b>1,650</b>	-3%	1,934	<b>1,805</b>	-7%	<b>155</b>	<b>109%</b>	257	<b>207</b>	-19%	13%	<b>11%</b>	181	<b>151</b>	1,956	<b>1,803</b>	-8%
Auto - Property	38	<b>27</b>	-29%	49	<b>34</b>	-31%	<b>7</b>	<b>126%</b>	1	<b>1</b>	0%	4%	<b>5%</b>	32	<b>44</b>	26	<b>19</b>	-27%
Book Account	418	<b>512</b>	22%	499	<b>484</b>	-3%	<b>-28</b>	<b>95%</b>	11	<b>5</b>	-55%	5%	<b>2%</b>	32	<b>12</b>	210	<b>234</b>	11%
Civil Rights	23	<b>32</b>	39%	31	<b>34</b>	10%	<b>2</b>	<b>106%</b>	2	<b>0</b>	-100%	13%	<b>0%</b>	104	<b>0</b>	16	<b>14</b>	-13%
Complex Comme	13	<b>15</b>	15%	19	<b>20</b>	5%	<b>5</b>	<b>133%</b>	8	<b>5</b>	-38%	38%	<b>29%</b>	738	<b>400</b>	21	<b>17</b>	-19%
Condemnation	14	<b>142</b>	914%	12	<b>54</b>	350%	<b>-88</b>	<b>38%</b>	1	<b>2</b>	100%	7%	<b>2%</b>	86	<b>17</b>	15	<b>103</b>	587%
Construction	25	<b>22</b>	-12%	14	<b>23</b>	64%	<b>1</b>	<b>105%</b>	2	<b>7</b>	250%	7%	<b>26%</b>	96	<b>382</b>	28	<b>27</b>	-4%
Contract/Comme	544	<b>576</b>	6%	514	<b>545</b>	6%	<b>-31</b>	<b>95%</b>	19	<b>18</b>	-5%	5%	<b>5%</b>	42	<b>38</b>	351	<b>382</b>	9%
Employment	16	<b>16</b>	0%	11	<b>19</b>	73%	<b>3</b>	<b>119%</b>	1	<b>1</b>	0%	7%	<b>8%</b>	75	<b>75</b>	15	<b>13</b>	-13%
Lieu of P. Writ	16	<b>20</b>	25%	14	<b>16</b>	14%	<b>-4</b>	<b>80%</b>	1	<b>1</b>	0%	11%	<b>8%</b>	75	<b>60</b>	9	<b>12</b>	33%
Medical Malprac	104	<b>112</b>	8%	94	<b>96</b>	2%	<b>-16</b>	<b>86%</b>	42	<b>46</b>	10%	23%	<b>23%</b>	485	<b>493</b>	182	<b>203</b>	12%
Name Change	151	<b>111</b>	-26%	153	<b>111</b>	-27%	<b>0</b>	<b>100%</b>	0	<b>0</b>	0%	0%	<b>0%</b>	0	<b>0</b>	18	<b>18</b>	0%
Other Insurance	45	<b>24</b>	-47%	42	<b>43</b>	2%	<b>19</b>	<b>179%</b>	9	<b>2</b>	-78%	26%	<b>13%</b>	240	<b>100</b>	34	<b>15</b>	-56%
Other MCL	0	<b>0</b>	0%	0	<b>0</b>	0%	<b>0</b>	<b>100%</b>	0	<b>0</b>	0%	0%	<b>0%</b>	0	<b>0</b>	0	<b>0</b>	0%
Other Track 1	779	<b>761</b>	-2%	828	<b>774</b>	-7%	<b>13</b>	<b>102%</b>	12	<b>5</b>	-58%	7%	<b>3%</b>	18	<b>8</b>	164	<b>144</b>	-12%
Other Track 3	125	<b>171</b>	37%	141	<b>160</b>	13%	<b>-11</b>	<b>94%</b>	9	<b>10</b>	11%	5%	<b>6%</b>	86	<b>70</b>	164	<b>176</b>	7%
Other Track 4	5	<b>17</b>	240%	11	<b>13</b>	18%	<b>-4</b>	<b>76%</b>	5	<b>7</b>	40%	36%	<b>39%</b>	1,200	<b>494</b>	14	<b>18</b>	29%
Personal Injury	718	<b>736</b>	3%	854	<b>767</b>	-10%	<b>31</b>	<b>104%</b>	105	<b>81</b>	-23%	13%	<b>10%</b>	175	<b>132</b>	837	<b>809</b>	-3%
Prod Liability	27	<b>22</b>	-19%	23	<b>40</b>	74%	<b>18</b>	<b>182%</b>	11	<b>5</b>	-55%	27%	<b>21%</b>	489	<b>273</b>	41	<b>24</b>	-41%
Prof Malpractic	31	<b>49</b>	58%	49	<b>54</b>	10%	<b>5</b>	<b>110%</b>	7	<b>12</b>	71%	11%	<b>18%</b>	271	<b>294</b>	62	<b>66</b>	6%
PIP Coverage	22	<b>25</b>	14%	30	<b>29</b>	-3%	<b>4</b>	<b>116%</b>	2	<b>1</b>	-50%	18%	<b>17%</b>	109	<b>48</b>	11	<b>6</b>	-45%
Real Property	24	<b>25</b>	4%	28	<b>27</b>	-4%	<b>2</b>	<b>108%</b>	1	<b>1</b>	0%	6%	<b>7%</b>	50	<b>48</b>	16	<b>15</b>	-6%
Tort Other	114	<b>126</b>	11%	108	<b>101</b>	-6%	<b>-25</b>	<b>80%</b>	9	<b>13</b>	44%	9%	<b>11%</b>	95	<b>124</b>	95	<b>115</b>	21%
Toxic Tort	0	<b>5</b>		2	<b>2</b>	0%	<b>-3</b>	<b>40%</b>	0	<b>0</b>	0%	0%	<b>0%</b>	0	<b>0</b>	0	<b>3</b>	
UM/UIIM Bod Inj	138	<b>144</b>	4%	150	<b>140</b>	-7%	<b>-4</b>	<b>97%</b>	17	<b>15</b>	-12%	11%	<b>9%</b>	148	<b>125</b>	155	<b>162</b>	5%
<b>Total</b>	<b>5,126</b>	<b>5,362</b>	<b>5%</b>	<b>5,631</b>	<b>5,423</b>	<b>-4%</b>	<b>61</b>	<b>101%</b>	<b>534</b>	<b>446</b>	<b>-16%</b>	<b>12%</b>	<b>10%</b>	<b>125</b>	<b>100</b>	<b>4,463</b>	<b>4,411</b>	<b>-1%</b>

NOTE: Some Multicounty Litigation (MCL) cases were transferred in November 2014: Atlantic to Bergen = 8,935; Atlantic to Middlesex = 4,070.

**CIVIL BACKLOG SUMMARY BY CASETYPE**

**June 2019**

**CAMDEN**

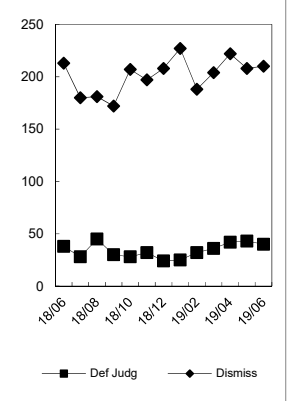
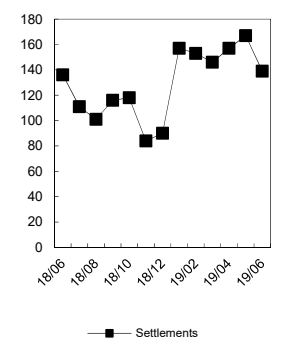
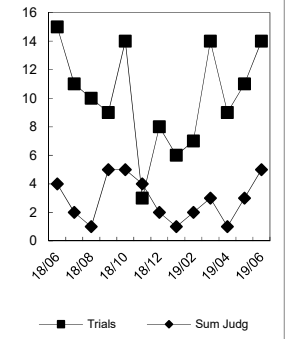
	<b>Cases in Backlog</b>															
	Track 1					Track 2				Track 3			Track 4			Total Backlog
	12 to 18 months	18 to 24 months	24 to 36 months	over 36 months	Total Track 1	18 to 24 months	24 to 36 months	over 36 months	Total Track 2	24 to 36 months	over 36 months	Total Track 3	24 to 36 months	over 36 months	Total Track 4	
Act on Neg Inst	0	0	0	0	0	0	0	0	0	0	0	0	0	0	0	0
Asbestos	0	0	0	0	0	0	0	0	0	0	0	0	0	0	0	0
Assault & Bat	0	0	0	0	0	0	0	0	0	0	1	1	0	0	0	1
Auto - Pers Inj	0	0	0	0	0	148	56	3	207	0	0	0	0	0	0	207
Auto - Property	0	0	0	0	0	0	1	0	1	0	0	0	0	0	0	1
Book Account	4	1	0	0	5	0	0	0	0	0	0	0	0	0	0	5
Civil Rights	0	0	0	0	0	0	0	0	0	0	0	0	0	0	0	0
Complex Comme	0	0	0	0	0	0	0	0	0	0	0	0	4	1	5	5
Condemnation	0	0	0	0	0	0	0	0	0	1	1	2	0	0	0	2
Construction	0	0	0	0	0	3	3	1	7	0	0	0	0	0	0	7
Contract/Comme	0	0	0	0	0	11	6	1	18	0	0	0	0	0	0	18
Employment	0	0	0	0	0	1	0	0	1	0	0	0	0	0	0	1
Lieu of P. Writ	0	0	0	0	0	0	0	0	0	0	0	0	0	1	1	1
Medical Malprac	0	0	0	0	0	0	0	0	0	28	18	46	0	0	0	46
Name Change	0	0	0	0	0	0	0	0	0	0	0	0	0	0	0	0
Other Insurance	1	0	1	0	2	0	0	0	0	0	0	0	0	0	0	2
Other MCL	0	0	0	0	0	0	0	0	0	0	0	0	0	0	0	0
Other Track 1	4	1	0	0	5	0	0	0	0	0	0	0	0	0	0	5
Other Track 3	0	0	0	0	0	0	0	0	0	7	3	10	0	0	0	10
Other Track 4	0	0	0	0	0	0	0	0	0	0	0	0	3	4	7	7
Personal Injury	0	0	0	0	0	53	24	4	81	0	0	0	0	0	0	81
Prod Liability	0	0	0	0	0	0	0	0	0	4	1	5	0	0	0	5
Prof Malpractic	0	0	0	0	0	0	0	0	0	8	4	12	0	0	0	12
PIP Coverage	1	0	0	0	1	0	0	0	0	0	0	0	0	0	0	1
Real Property	1	0	0	0	1	0	0	0	0	0	0	0	0	0	0	1
Tort Other	0	0	0	0	0	10	2	1	13	0	0	0	0	0	0	13
Toxic Tort	0	0	0	0	0	0	0	0	0	0	0	0	0	0	0	0
UM/UIM Bod Inj	0	0	0	0	0	12	3	0	15	0	0	0	0	0	0	15
<b>Total</b>	<b>11</b>	<b>2</b>	<b>1</b>	<b>0</b>	<b>14</b>	<b>238</b>	<b>95</b>	<b>10</b>	<b>343</b>	<b>48</b>	<b>28</b>	<b>76</b>	<b>7</b>	<b>6</b>	<b>13</b>	<b>446</b>

NOTE: Some Multicounty Litigation (MCL) cases were transferred in November 2014: Atlantic to Bergen = 8,935; Atlantic to Middlesex = 4,070.

**CIVIL RESOLUTION SUMMARY BY CASETYPE**  
**JULY 2018 - JUNE 2019**  
**CAMDEN**

	Trial			Summary					Total	Percent resolved by					
	Jury	Nonjury	Total	Judgment	Settlement	Default Judgment	Dismiss	Other		Trial	Sum Jud	Settle	Default J	Dismiss	Other
Act on Neg Inst	0	0	0	0	3	14	10	0	27	0%	0%	11%	52%	37%	0%
Asbestos	0	0	0	0	0	0	0	0	0	0%	0%	0%	0%	0%	0%
Assault & Bat	0	0	0	0	4	0	1	0	5	0%	0%	80%	0%	20%	0%
Auto - Pers Inj	57	0	57	2	667	9	1,017	53	1,805	3%	0%	37%	0%	56%	3%
Auto - Property	0	0	0	0	13	4	16	1	34	0%	0%	38%	12%	47%	3%
Book Account	0	1	1	11	87	203	177	5	484	0%	2%	18%	42%	37%	1%
Civil Rights	2	0	2	0	1	0	22	9	34	6%	0%	3%	0%	65%	26%
Complex Commer	1	0	1	0	7	0	8	4	20	5%	0%	35%	0%	40%	20%
Condemnation	2	0	2	2	5	0	6	39	54	4%	4%	9%	0%	11%	72%
Construction	0	0	0	0	3	3	16	1	23	0%	0%	13%	13%	70%	4%
Contract/Commer	3	5	8	5	122	132	241	37	545	1%	1%	22%	24%	44%	7%
Employment	0	0	0	0	3	0	8	8	19	0%	0%	16%	0%	42%	42%
Lieu of P. Writ	0	2	2	0	1	0	9	4	16	13%	0%	6%	0%	56%	25%
Medical Malprac	5	0	5	0	44	0	39	8	96	5%	0%	46%	0%	41%	8%
Name Change	0	0	0	0	0	0	6	105	111	0%	0%	0%	0%	5%	95%
Other Insurance	2	0	2	2	15	1	20	3	43	5%	5%	35%	2%	47%	7%
Other MCL	0	0	0	0	0	0	0	0	0	0%	0%	0%	0%	0%	0%
Other Track 1	6	2	8	2	71	5	153	535	774	1%	0%	9%	1%	20%	69%
Other Track 3	5	1	6	1	49	4	80	20	160	4%	1%	31%	3%	50%	13%
Other Track 4	0	0	0	0	4	2	5	2	13	0%	0%	31%	15%	38%	15%
Personal Injury	11	0	11	7	312	16	368	53	767	1%	1%	41%	2%	48%	7%
Prod Liability	0	0	0	0	12	0	15	13	40	0%	0%	30%	0%	38%	33%
Prof Malpractic	1	0	1	0	24	1	25	3	54	2%	0%	44%	2%	46%	6%
PIP Coverage	0	0	0	0	5	1	18	5	29	0%	0%	17%	3%	62%	17%
Real Property	0	0	0	0	6	3	13	5	27	0%	0%	22%	11%	48%	19%
Tort Other	1	2	3	1	29	7	52	9	101	3%	1%	29%	7%	51%	9%
Toxic Tort	0	0	0	0	0	0	2	0	2	0%	0%	0%	0%	100%	0%
UM/UIB Bod Inj	7	0	7	1	52	0	77	3	140	5%	1%	37%	0%	55%	2%
<b>Total</b>	<b>103</b>	<b>13</b>	<b>116</b>	<b>34</b>	<b>1,539</b>	<b>405</b>	<b>2,404</b>	<b>925</b>	<b>5,423</b>	<b>2%</b>	<b>1%</b>	<b>28%</b>	<b>7%</b>	<b>44%</b>	<b>17%</b>

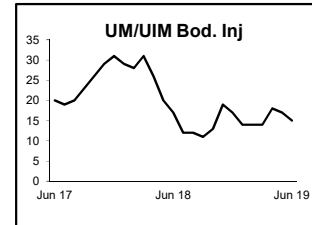
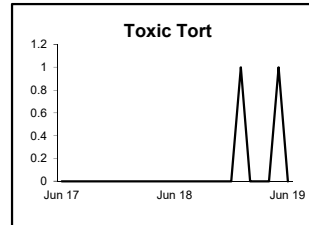
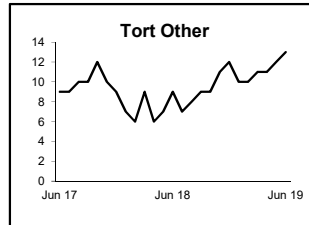
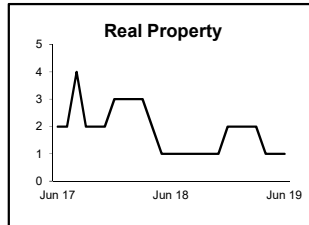
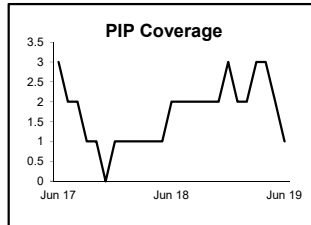
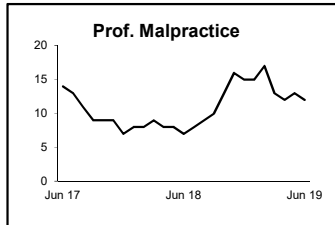
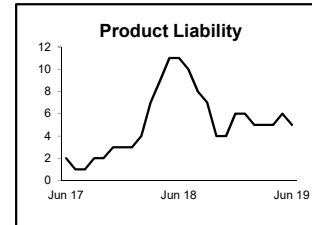
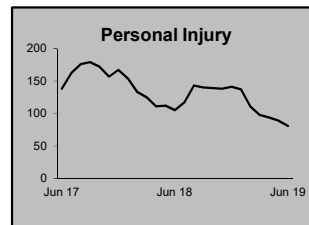
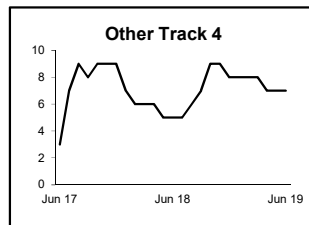
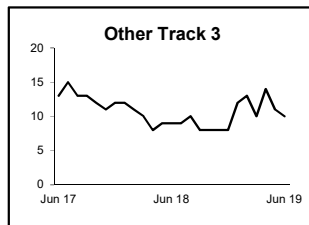
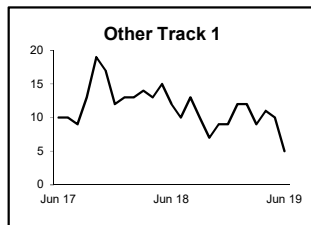
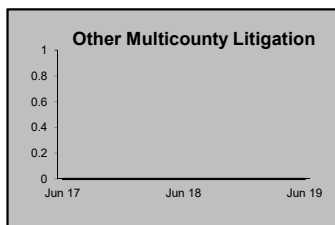
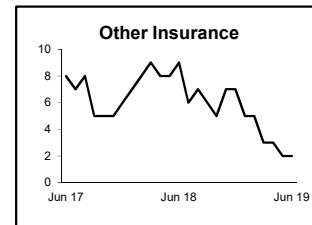
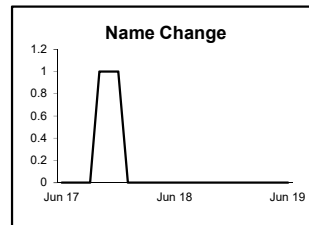
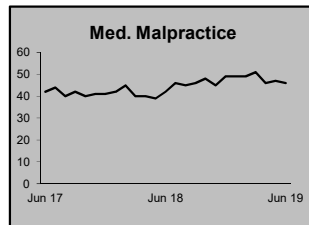
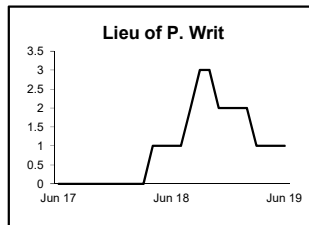
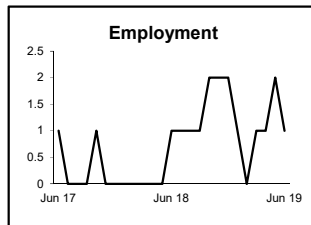
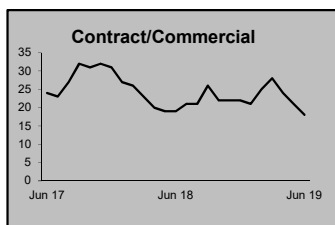
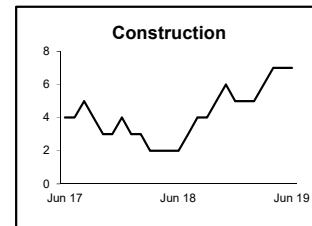
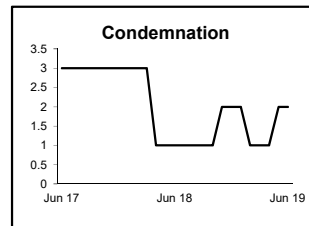
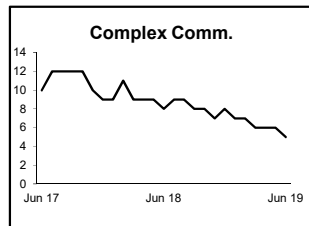
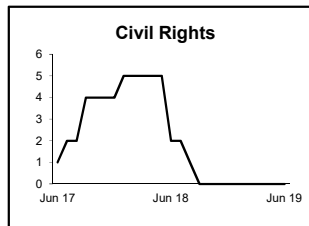
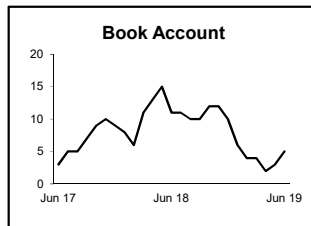
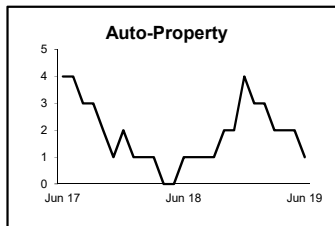
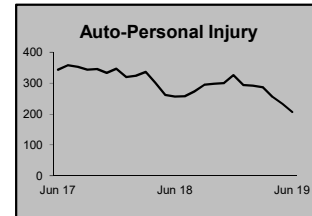
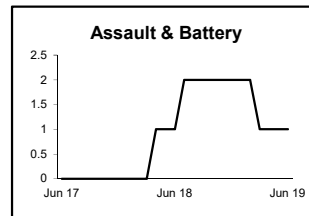
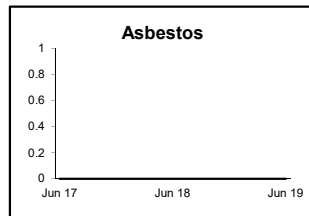
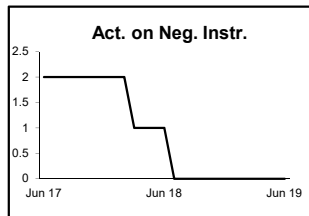
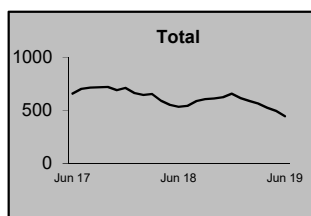
Monthly Resolutions



NOTE: Some Multicounty Litigation (MCL) cases were transferred in November 2014: Atlantic to Bergen = 8,935; Atlantic to Middlesex = 4,070.

**CIVIL BACKLOG BY CASETYPE  
JUNE 2019  
CAMDEN**

	<b>Total</b>	<b>Backlog</b>	<b>% chg</b>
Jun 17		660	
Jun 18		534	-19%
Jun 19		446	-16%



1) Casetypes with the state's largest backlogs are highlighted.

2) Some Multicounty Litigation (MCL) cases were transferred in November 2014: Atlantic to Bergen = 8,935; Atlantic to Middlesex = 4,070.

**CIVIL CASELOAD SUMMARY BY CASETYPE**

**JULY 2018 -JUNE 2019**

**CAPE MAY**

	Filings			Resolutions			Clearance		Backlog			Backlog Percent		Backlog Per 100 Monthly Filings		Active Pending		
	Jul 2017 to June 2018	Jul 2018 to June 2019	percent change	Jul 2017 to June 2018	Jul 2018 to June 2019	percent change	Jul 2018 - June 2019		June 2018	June 2019	percent change	June 2018	June 2019	June 2018	June 2019	June 2018	June 2019	percent change
							number	percent										
Act on Neg Inst	1	3	200%	1	0	-100%	-3	0%	0	0	0%	0%	0%	0	0	0	3	
Asbestos	0	0	0%	0	0	0%	0	100%	0	0	0%	0%	0%	0	0	0	0	0%
Assault & Bat	3	2	-33%	3	2	-33%	0	100%	0	0	0%	0%	0%	0	0	2	3	50%
Auto - Pers Inj	86	94	9%	102	89	-13%	-5	95%	23	19	-17%	23%	18%	321	243	100	105	5%
Auto - Property	4	5	25%	4	3	-25%	-2	60%	0	1		0%	25%	0	240	2	4	100%
Book Account	78	61	-22%	71	74	4%	13	121%	3	0	-100%	8%	0%	46	0	38	25	-34%
Civil Rights	4	6	50%	7	6	-14%	0	100%	3	1	-67%	50%	17%	900	200	6	6	0%
Complex Comm	2	4	100%	0	1		-3	25%	1	2	100%	33%	33%	600	600	3	6	100%
Condemnation	1	1	0%	0	2		1	200%	0	0	0%	0%	0%	0	0	2	1	-50%
Construction	15	8	-47%	12	14	17%	6	175%	2	2	0%	12%	18%	160	300	17	11	-35%
Contract/Comm	95	105	11%	79	111	41%	6	106%	10	8	-20%	12%	11%	126	91	81	74	-9%
Employment	4	2	-50%	2	4	100%	2	200%	0	0	0%	0%	0%	0	0	4	1	-75%
Lieu of P. Writ	10	9	-10%	15	13	-13%	4	144%	0	0	0%	0%	0%	0	0	11	7	-36%
Medical Malprac	9	4	-56%	14	9	-36%	5	225%	3	2	-33%	23%	25%	400	600	13	8	-38%
Name Change	25	21	-16%	24	21	-13%	0	100%	0	0	0%	0%	0%	0	0	3	3	0%
Other Insurance	11	16	45%	15	7	-53%	-9	44%	1	2	100%	14%	14%	109	150	7	14	100%
Other MCL	0	0	0%	0	0	0%	0	100%	0	0	0%	0%	0%	0	0	0	0	0%
Other Track 1	57	48	-16%	52	50	-4%	2	104%	0	3		0%	13%	0	75	28	24	-14%
Other Track 3	20	28	40%	24	31	29%	3	111%	9	9	0%	26%	28%	540	386	34	32	-6%
Other Track 4	1	6	500%	9	6	-33%	0	100%	5	2	-60%	71%	29%	6,000	400	7	7	0%
Personal Injury	114	101	-11%	98	120	22%	19	119%	16	17	6%	11%	14%	168	202	141	120	-15%
Prod Liability	2	4	100%	2	3	50%	-1	75%	3	2	-33%	60%	29%	1,800	600	5	7	40%
Prof Malpractic	4	1	-75%	4	10	150%	9	1000%	3	2	-33%	25%	22%	900	2,400	12	9	-25%
PIP Coverage	2	2	0%	2	2	0%	0	100%	0	0	0%	0%	0%	0	0	1	1	0%
Real Property	11	5	-55%	11	9	-18%	4	180%	1	0	-100%	14%	0%	109	0	7	3	-57%
Tort Other	14	20	43%	23	18	-22%	-2	90%	4	1	-75%	21%	5%	343	60	19	20	5%
Toxic Tort	0	0	0%	0	0	0%	0	100%	0	0	0%	0%	0%	0	0	0	0	0%
UM/UIIM Bod Inj	8	3	-63%	9	6	-33%	3	200%	1	3	200%	10%	43%	150	1,200	10	7	-30%
<b>Total</b>	<b>581</b>	<b>559</b>	<b>-4%</b>	<b>583</b>	<b>611</b>	<b>5%</b>	<b>52</b>	<b>109%</b>	<b>88</b>	<b>76</b>	<b>-14%</b>	<b>16%</b>	<b>15%</b>	<b>182</b>	<b>163</b>	<b>553</b>	<b>501</b>	<b>-9%</b>

NOTE: Some Multicounty Litigation (MCL) cases were transferred in November 2014: Atlantic to Bergen = 8,935; Atlantic to Middlesex = 4,070.

**CIVIL BACKLOG SUMMARY BY CASETYPE**

**June 2019**

**CAPE MAY**

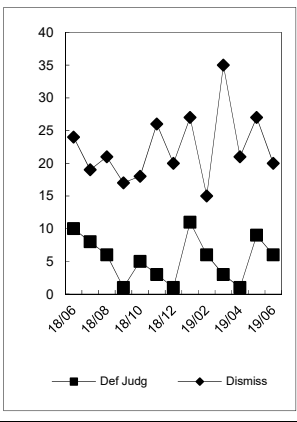
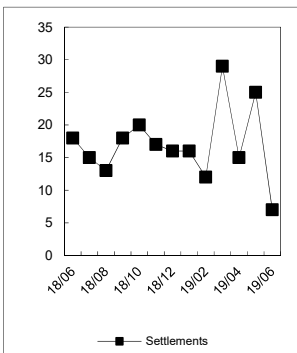
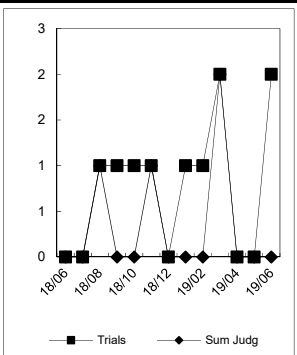
	<b>Cases in Backlog</b>															
	Track 1					Track 2				Track 3			Track 4			Total Backlog
	12 to 18 months	18 to 24 months	24 to 36 months	over 36 months	Total Track 1	18 to 24 months	24 to 36 months	over 36 months	Total Track 2	24 to 36 months	over 36 months	Total Track 3	24 to 36 months	over 36 months	Total Track 4	
Act on Neg Inst	0	0	0	0	0	0	0	0	0	0	0	0	0	0	0	0
Asbestos	0	0	0	0	0	0	0	0	0	0	0	0	0	0	0	0
Assault & Bat	0	0	0	0	0	0	0	0	0	0	0	0	0	0	0	0
Auto - Pers Inj	0	0	0	0	0	12	6	1	19	0	0	0	0	0	0	19
Auto - Property	0	0	0	0	0	1	0	0	1	0	0	0	0	0	0	1
Book Account	0	0	0	0	0	0	0	0	0	0	0	0	0	0	0	0
Civil Rights	0	0	0	0	0	0	0	0	0	1	0	1	0	0	0	1
Complex Comme	0	0	0	0	0	0	0	0	0	0	0	0	0	2	2	2
Condemnation	0	0	0	0	0	0	0	0	0	0	0	0	0	0	0	0
Construction	0	0	0	0	0	2	0	0	2	0	0	0	0	0	0	2
Contract/Comme	0	0	0	0	0	5	3	0	8	0	0	0	0	0	0	8
Employment	0	0	0	0	0	0	0	0	0	0	0	0	0	0	0	0
Lieu of P. Writ	0	0	0	0	0	0	0	0	0	0	0	0	0	0	0	0
Medical Malprac	0	0	0	0	0	0	0	0	0	2	0	2	0	0	0	2
Name Change	0	0	0	0	0	0	0	0	0	0	0	0	0	0	0	0
Other Insurance	2	0	0	0	2	0	0	0	0	0	0	0	0	0	0	2
Other MCL	0	0	0	0	0	0	0	0	0	0	0	0	0	0	0	0
Other Track 1	3	0	0	0	3	0	0	0	0	0	0	0	0	0	0	3
Other Track 3	0	0	0	0	0	0	0	0	0	7	2	9	0	0	0	9
Other Track 4	0	0	0	0	0	0	0	0	0	0	0	0	0	2	2	2
Personal Injury	0	0	0	0	0	14	3	0	17	0	0	0	0	0	0	17
Prod Liability	0	0	0	0	0	0	0	0	0	0	2	2	0	0	0	2
Prof Malpractic	0	0	0	0	0	0	0	0	0	2	0	2	0	0	0	2
PIP Coverage	0	0	0	0	0	0	0	0	0	0	0	0	0	0	0	0
Real Property	0	0	0	0	0	0	0	0	0	0	0	0	0	0	0	0
Tort Other	0	0	0	0	0	0	1	0	1	0	0	0	0	0	0	1
Toxic Tort	0	0	0	0	0	0	0	0	0	0	0	0	0	0	0	0
UM/UIM Bod Inj	0	0	0	0	0	2	1	0	3	0	0	0	0	0	0	3
<b>Total</b>	<b>5</b>	<b>0</b>	<b>0</b>	<b>0</b>	<b>5</b>	<b>36</b>	<b>14</b>	<b>1</b>	<b>51</b>	<b>12</b>	<b>4</b>	<b>16</b>	<b>0</b>	<b>4</b>	<b>4</b>	<b>76</b>

NOTE: Some Multicounty Litigation (MCL) cases were transferred in November 2014: Atlantic to Bergen = 8,935; Atlantic to Middlesex = 4,070.

**CIVIL RESOLUTION SUMMARY BY CASETYPE**  
**JULY 2018 - JUNE 2019**  
**CAPE MAY**

	Trial			Summary					Total	Percent resolved by					
	Jury	Nonjury	Total	Judgment	Settlement	Default Judgment	Dismiss	Other		Trial	Sum Jud	Settle	Default J	Dismiss	Other
Act on Neg Inst	0	0	0	0	0	0	0	0	0	0%	0%	0%	0%	0%	0%
Asbestos	0	0	0	0	0	0	0	0	0	0%	0%	0%	0%	0%	0%
Assault & Bat	0	0	0	0	1	1	0	0	2	0%	0%	50%	50%	0%	0%
Auto - Pers Inj	1	0	1	0	32	0	52	4	89	1%	0%	36%	0%	58%	4%
Auto - Property	0	0	0	0	0	0	3	0	3	0%	0%	0%	0%	100%	0%
Book Account	0	0	0	1	26	26	21	0	74	0%	1%	35%	35%	28%	0%
Civil Rights	1	0	1	0	1	0	4	0	6	17%	0%	17%	0%	67%	0%
Complex Commer	0	0	0	0	0	0	0	1	1	0%	0%	0%	0%	0%	100%
Condemnation	0	0	0	0	2	0	0	0	2	0%	0%	100%	0%	0%	0%
Construction	0	0	0	0	5	2	6	1	14	0%	0%	36%	14%	43%	7%
Contract/Commer	1	2	3	1	32	25	44	6	111	3%	1%	29%	23%	40%	5%
Employment	0	0	0	0	2	0	1	1	4	0%	0%	50%	0%	25%	25%
Lieu of P. Writ	0	0	0	0	0	0	6	7	13	0%	0%	0%	0%	46%	54%
Medical Malprac	2	0	2	0	4	0	3	0	9	22%	0%	44%	0%	33%	0%
Name Change	0	0	0	0	0	0	1	20	21	0%	0%	0%	0%	5%	95%
Other Insurance	0	0	0	1	4	0	1	1	7	0%	14%	57%	0%	14%	14%
Other MCL	0	0	0	0	0	0	0	0	0	0%	0%	0%	0%	0%	0%
Other Track 1	0	0	0	1	11	2	27	9	50	0%	2%	22%	4%	54%	18%
Other Track 3	0	0	0	0	9	0	17	5	31	0%	0%	29%	0%	55%	16%
Other Track 4	0	0	0	0	3	0	2	1	6	0%	0%	50%	0%	33%	17%
Personal Injury	2	0	2	0	52	2	56	8	120	2%	0%	43%	2%	47%	7%
Prod Liability	0	0	0	0	0	0	2	1	3	0%	0%	0%	0%	67%	33%
Prof Malpractic	0	0	0	0	6	0	4	0	10	0%	0%	60%	0%	40%	0%
PIP Coverage	0	0	0	0	0	0	2	0	2	0%	0%	0%	0%	100%	0%
Real Property	0	0	0	0	2	2	3	2	9	0%	0%	22%	22%	33%	22%
Tort Other	0	0	0	0	9	0	8	1	18	0%	0%	50%	0%	44%	6%
Toxic Tort	0	0	0	0	0	0	0	0	0	0%	0%	0%	0%	0%	0%
UM/UM Bod Inj	1	0	1	0	2	0	3	0	6	17%	0%	33%	0%	50%	0%
<b>Total</b>	<b>8</b>	<b>2</b>	<b>10</b>	<b>4</b>	<b>203</b>	<b>60</b>	<b>266</b>	<b>68</b>	<b>611</b>	<b>2%</b>	<b>1%</b>	<b>33%</b>	<b>10%</b>	<b>44%</b>	<b>11%</b>

Monthly Resolutions

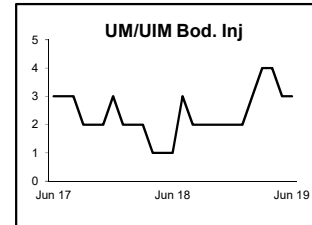
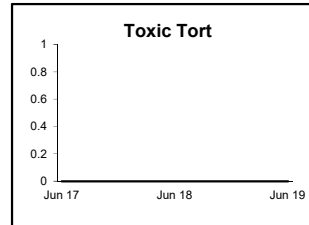
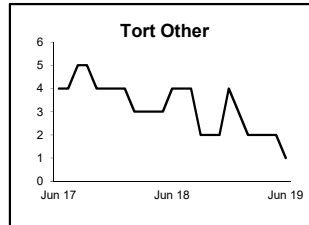
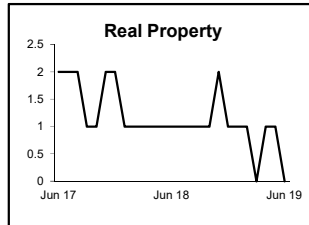
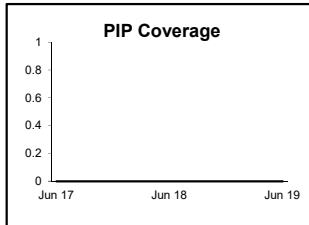
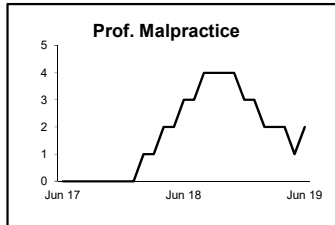
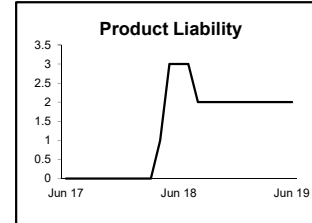
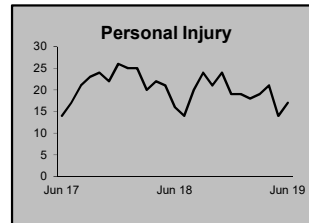
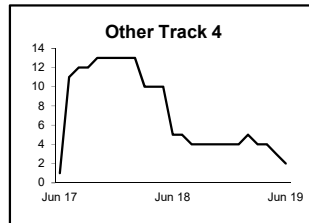
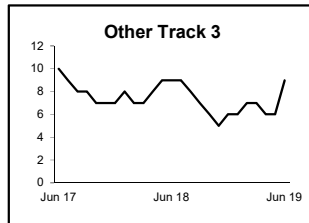
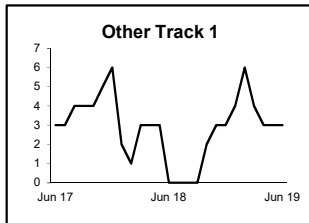
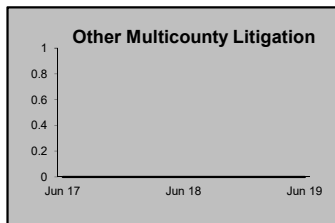
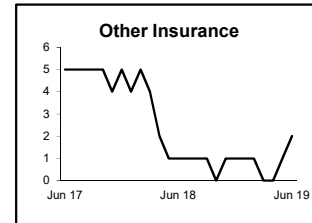

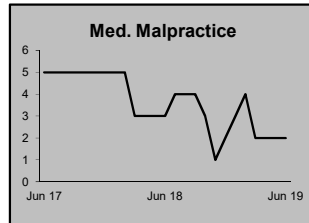
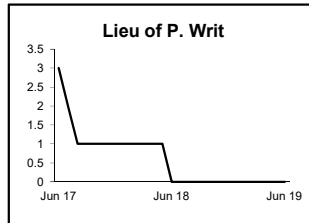
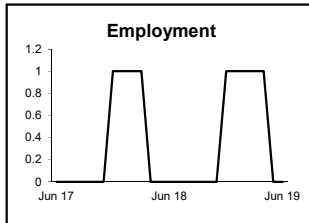
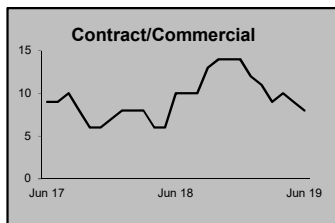
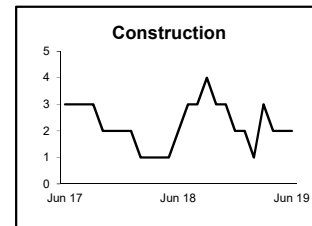
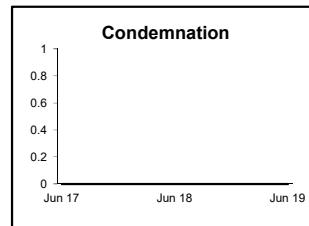
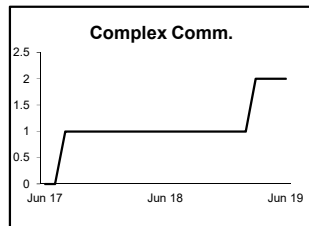
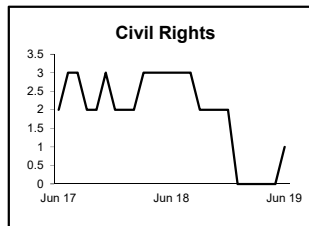
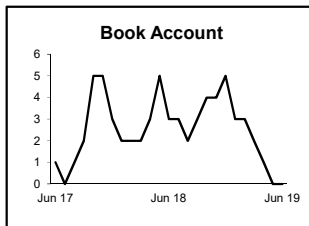
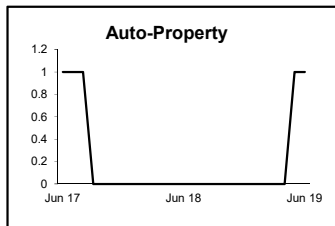
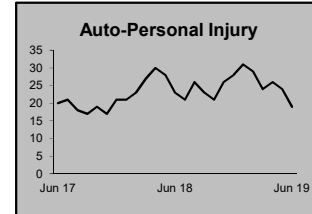
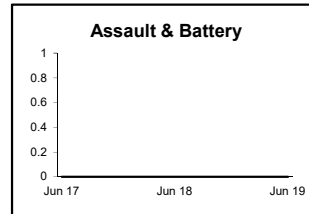
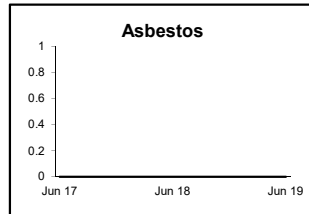
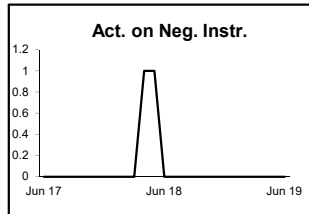
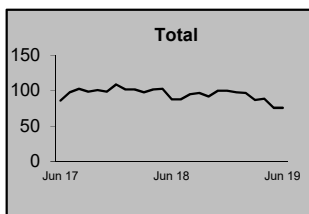


NOTE: Some Multicounty Litigation (MCL) cases were transferred in November 2014: Atlantic to Bergen = 8,935; Atlantic to Middlesex = 4,070.



**CIVIL BACKLOG BY CASETYPE**  
**JUNE 2019**  
**CAPE MAY**

	<b>Total</b>	<b>Backlog</b>	<b>% chg</b>
Jun 17		86	
Jun 18		88	2%
Jun 19		76	-14%



1) Casetypes with the state's largest backlogs are highlighted.

2) Some Multicounty Litigation (MCL) cases were transferred in November 2014: Atlantic to Bergen = 8,935; Atlantic to Middlesex = 4,070.

**CIVIL CASELOAD SUMMARY BY CASETYPE**  
**JULY 2018 -JUNE 2019**  
**CUMBERLAND**

	Filings			Resolutions			Clearance		Backlog			Backlog Percent		Backlog Per 100 Monthly Filings		Active Pending		
	Jul 2017	Jul 2018	percent change	Jul 2017	Jul 2018	percent change	Jul 2018 - June 2019		June 2018	June 2019	percent change	June 2018	June 2019	June 2018	June 2019	June 2018	June 2019	percent change
	to June 2018	to June 2019		number	percent													
Act on Neg Inst	1	1	0%	1	1	0%	0	100%	0	0	0%	0%	0%	0	0	0	0	0%
Asbestos	0	0	0%	0	0	0%	0	100%	0	0	0%	0%	0%	0	0	0	0	0%
Assault & Bat	1	2	100%	3	0	-100%	-2	0%	0	2		0%	50%	0	1,200	2	4	100%
Auto - Pers Inj	272	284	4%	303	284	-6%	0	100%	61	68	11%	18%	20%	269	287	334	334	0%
Auto - Property	8	8	0%	6	7	17%	-1	88%	0	0	0%	0%	0%	0	0	7	8	14%
Book Account	109	95	-13%	108	98	-9%	3	103%	4	6	50%	7%	11%	44	76	57	54	-5%
Civil Rights	16	8	-50%	15	9	-40%	1	113%	2	5	150%	14%	38%	150	750	14	13	-7%
Complex Comme	0	1		3	2	-33%	1	200%	1	1	0%	50%	50%	1,200		2	2	0%
Condemnation	1	2	100%	0	0	0%	-2	0%	0	0	0%	0%	0%	0	0	1	3	200%
Construction	4	4	0%	1	5	400%	1	125%	1	0	-100%	20%	0%	300	0	5	3	-40%
Contract/Comme	87	96	10%	101	97	-4%	1	101%	3	3	0%	5%	5%	41	38	65	64	-2%
Employment	2	3	50%	7	3	-57%	0	100%	1	0	-100%	50%	0%	600	0	2	2	0%
Lieu of P. Writ	4	3	-25%	4	4	0%	1	133%	1	0	-100%	50%	0%	300	0	2	1	-50%
Medical Malprac	16	10	-38%	21	10	-52%	0	100%	5	4	-20%	28%	21%	375	480	18	19	6%
Name Change	53	44	-17%	51	39	-24%	-5	89%	0	0	0%	0%	0%	0	0	7	12	71%
Other Insurance	12	8	-33%	15	13	-13%	5	163%	1	1	0%	10%	20%	100	150	10	5	-50%
Other MCL	0	0	0%	0	0	0%	0	100%	0	0	0%	0%	0%	0	0	0	0	0%
Other Track 1	92	83	-10%	101	95	-6%	12	114%	6	5	-17%	14%	17%	78	72	42	30	-29%
Other Track 3	39	48	23%	44	33	-25%	-15	69%	6	13	117%	13%	21%	185	325	46	61	33%
Other Track 4	3	2	-33%	4	4	0%	2	200%	1	4	300%	14%	80%	400	2,400	7	5	-29%
Personal Injury	151	119	-21%	150	156	4%	37	131%	41	44	7%	21%	28%	326	444	194	155	-20%
Prod Liability	8	5	-38%	10	4	-60%	-1	80%	0	2		0%	22%	0	480	8	9	13%
Prof Malpractic	6	5	-17%	9	7	-22%	2	140%	3	2	-33%	30%	18%	600	480	10	11	10%
PIP Coverage	5	3	-40%	3	6	100%	3	200%	0	0	0%	0%	0%	0	0	4	1	-75%
Real Property	5	5	0%	8	3	-63%	-2	60%	0	0	0%	0%	0%	0	0	2	4	100%
Tort Other	50	16	-68%	35	34	-3%	18	213%	3	3	0%	8%	14%	72	225	40	22	-45%
Toxic Tort	0	0	0%	1	0	-100%	0	100%	0	0	0%	0%	0%	0	0	0	0	0%
UM/UIIM Bod Inj	21	25	19%	21	26	24%	1	104%	4	6	50%	17%	26%	229	288	24	23	-4%
<b>Total</b>	<b>966</b>	<b>880</b>	<b>-9%</b>	<b>1,025</b>	<b>940</b>	<b>-8%</b>	<b>60</b>	<b>107%</b>	<b>144</b>	<b>169</b>	<b>17%</b>	<b>16%</b>	<b>20%</b>	<b>179</b>	<b>230</b>	<b>903</b>	<b>845</b>	<b>-6%</b>

NOTE: Some Multicounty Litigation (MCL) cases were transferred in November 2014: Atlantic to Bergen = 8,935; Atlantic to Middlesex = 4,070.

**CIVIL BACKLOG SUMMARY BY CASETYPE**

June 2019

**CUMBERLAND**

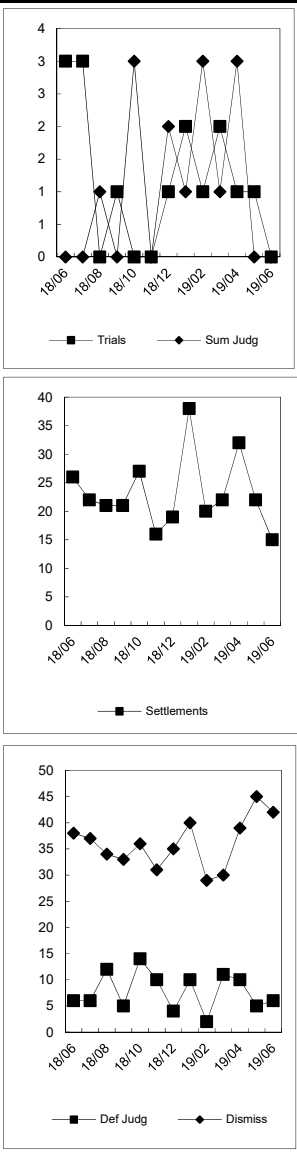
	<b>Cases in Backlog</b>															
	Track 1					Track 2				Track 3			Track 4			Total Backlog
	12 to 18 months	18 to 24 months	24 to 36 months	over 36 months	Total Track 1	18 to 24 months	24 to 36 months	over 36 months	Total Track 2	24 to 36 months	over 36 months	Total Track 3	24 to 36 months	over 36 months	Total Track 4	
Act on Neg Inst	0	0	0	0	0	0	0	0	0	0	0	0	0	0	0	0
Asbestos	0	0	0	0	0	0	0	0	0	0	0	0	0	0	0	0
Assault & Bat	0	0	0	0	0	0	0	0	0	2	0	2	0	0	0	2
Auto - Pers Inj	0	0	0	0	0	48	16	4	68	0	0	0	0	0	0	68
Auto - Property	0	0	0	0	0	0	0	0	0	0	0	0	0	0	0	0
Book Account	5	1	0	0	6	0	0	0	0	0	0	0	0	0	0	6
Civil Rights	0	0	0	0	0	0	0	0	0	5	0	5	0	0	0	5
Complex Comme	0	0	0	0	0	0	0	0	0	0	0	0	1	0	1	1
Condemnation	0	0	0	0	0	0	0	0	0	0	0	0	0	0	0	0
Construction	0	0	0	0	0	0	0	0	0	0	0	0	0	0	0	0
Contract/Comme	0	0	0	0	0	0	2	1	3	0	0	0	0	0	0	3
Employment	0	0	0	0	0	0	0	0	0	0	0	0	0	0	0	0
Lieu of P. Writ	0	0	0	0	0	0	0	0	0	0	0	0	0	0	0	0
Medical Malprac	0	0	0	0	0	0	1	0	1	2	1	3	0	0	0	4
Name Change	0	0	0	0	0	0	0	0	0	0	0	0	0	0	0	0
Other Insurance	1	0	0	0	1	0	0	0	0	0	0	0	0	0	0	1
Other MCL	0	0	0	0	0	0	0	0	0	0	0	0	0	0	0	0
Other Track 1	2	1	1	1	5	0	0	0	0	0	0	0	0	0	0	5
Other Track 3	0	0	0	0	0	0	0	0	0	10	3	13	0	0	0	13
Other Track 4	0	0	0	0	0	0	0	0	0	0	0	0	3	1	4	4
Personal Injury	0	0	0	0	0	25	15	3	43	1	0	1	0	0	0	44
Prod Liability	0	0	0	0	0	0	0	0	0	2	0	2	0	0	0	2
Prof Malpractic	0	0	0	0	0	0	0	0	0	2	0	2	0	0	0	2
PIP Coverage	0	0	0	0	0	0	0	0	0	0	0	0	0	0	0	0
Real Property	0	0	0	0	0	0	0	0	0	0	0	0	0	0	0	0
Tort Other	0	0	0	0	0	2	1	0	3	0	0	0	0	0	0	3
Toxic Tort	0	0	0	0	0	0	0	0	0	0	0	0	0	0	0	0
UM/UIM Bod Inj	0	0	0	0	0	5	1	0	6	0	0	0	0	0	0	6
<b>Total</b>	<b>8</b>	<b>2</b>	<b>1</b>	<b>1</b>	<b>12</b>	<b>80</b>	<b>36</b>	<b>8</b>	<b>124</b>	<b>24</b>	<b>4</b>	<b>28</b>	<b>4</b>	<b>1</b>	<b>5</b>	<b>169</b>

NOTE: Some Multicounty Litigation (MCL) cases were transferred in November 2014: Atlantic to Bergen = 8,935; Atlantic to Middlesex = 4,070.

**CIVIL RESOLUTION SUMMARY BY CASETYPE**  
**JULY 2018 - JUNE 2019**  
**CUMBERLAND**

	Trial			Summary					Total	Percent resolved by					
	Jury	Nonjury	Total	Judgment	Settlement	Default Judgment	Dismiss	Other		Trial	Sum Jud	Settle	Default J	Dismiss	Other
Act on Neg Inst	0	0	0	0	0	0	1	0	1	0%	0%	0%	0%	100%	0%
Asbestos	0	0	0	0	0	0	0	0	0	0%	0%	0%	0%	0%	0%
Assault & Bat	0	0	0	0	0	0	0	0	0	0%	0%	0%	0%	0%	0%
Auto - Pers Inj	4	1	5	4	114	0	154	7	284	2%	1%	40%	0%	54%	2%
Auto - Property	0	0	0	0	1	2	4	0	7	0%	0%	14%	29%	57%	0%
Book Account	0	1	1	2	12	48	34	1	98	1%	2%	12%	49%	35%	1%
Civil Rights	0	0	0	0	1	0	7	1	9	0%	0%	11%	0%	78%	11%
Complex Commer	0	0	0	0	1	0	1	0	2	0%	0%	50%	0%	50%	0%
Condemnation	0	0	0	0	0	0	0	0	0	0%	0%	0%	0%	0%	0%
Construction	0	0	0	0	3	0	1	1	5	0%	0%	60%	0%	20%	20%
Contract/Commer	0	1	1	1	20	23	47	5	97	1%	1%	21%	24%	48%	5%
Employment	0	0	0	0	2	0	0	1	3	0%	0%	67%	0%	0%	33%
Lieu of P. Writ	0	0	0	2	2	0	0	0	4	0%	50%	50%	0%	0%	0%
Medical Malprac	0	0	0	0	6	0	4	0	10	0%	0%	60%	0%	40%	0%
Name Change	0	0	0	0	0	0	11	28	39	0%	0%	0%	0%	28%	72%
Other Insurance	0	1	1	1	3	2	6	0	13	8%	8%	23%	15%	46%	0%
Other MCL	0	0	0	0	0	0	0	0	0	0%	0%	0%	0%	0%	0%
Other Track 1	1	0	1	0	14	12	37	31	95	1%	0%	15%	13%	39%	33%
Other Track 3	0	0	0	1	9	0	15	8	33	0%	3%	27%	0%	45%	24%
Other Track 4	0	0	0	0	2	0	1	1	4	0%	0%	50%	0%	25%	25%
Personal Injury	0	0	0	3	60	5	68	20	156	0%	2%	38%	3%	44%	13%
Prod Liability	0	0	0	0	0	0	3	1	4	0%	0%	0%	0%	75%	25%
Prof Malpractic	1	0	1	0	3	0	3	0	7	14%	0%	43%	0%	43%	0%
PIP Coverage	0	0	0	0	1	1	4	0	6	0%	0%	17%	17%	67%	0%
Real Property	0	0	0	0	1	0	1	1	3	0%	0%	33%	0%	33%	33%
Tort Other	0	1	1	0	11	2	15	5	34	3%	0%	32%	6%	44%	15%
Toxic Tort	0	0	0	0	0	0	0	0	0	0%	0%	0%	0%	0%	0%
UM/UM Bod Inj	1	0	1	0	9	0	14	2	26	4%	0%	35%	0%	54%	8%
<b>Total</b>	<b>7</b>	<b>5</b>	<b>12</b>	<b>14</b>	<b>275</b>	<b>95</b>	<b>431</b>	<b>113</b>	<b>940</b>	<b>1%</b>	<b>1%</b>	<b>29%</b>	<b>10%</b>	<b>46%</b>	<b>12%</b>

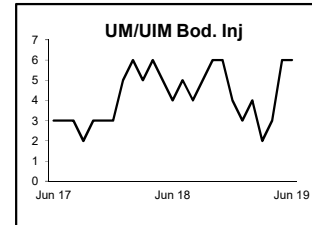
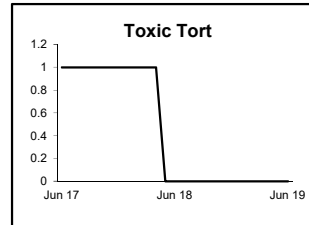
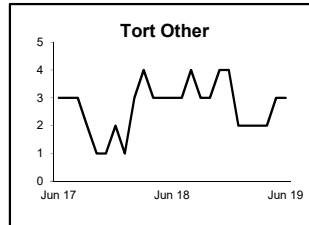
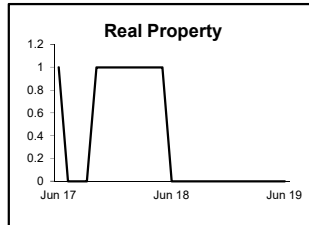
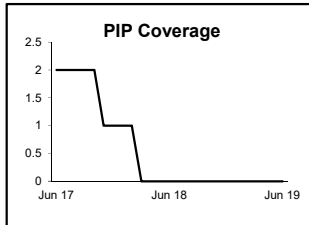
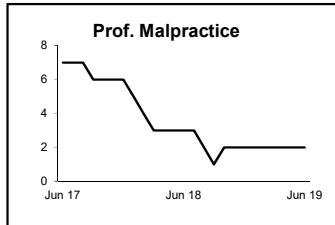
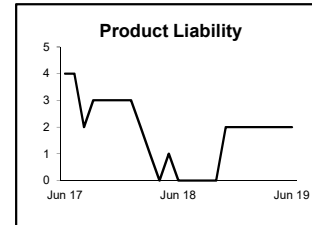
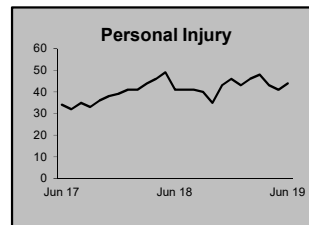
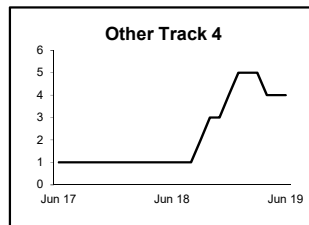
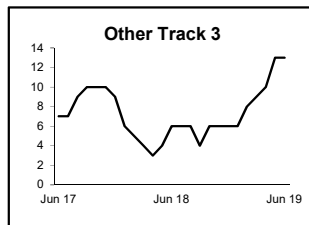
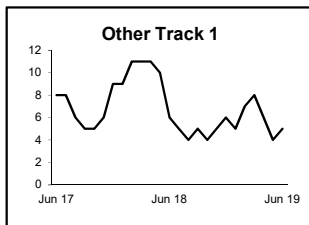
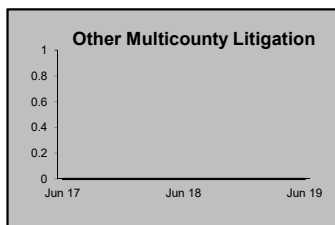
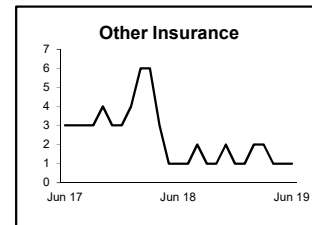
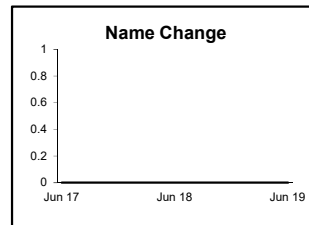
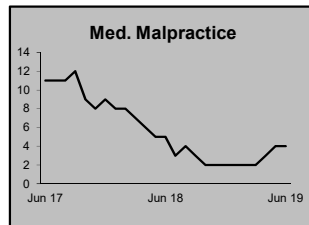
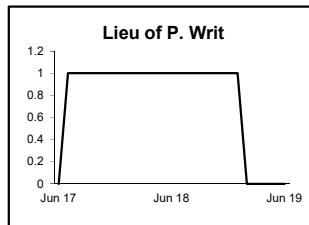
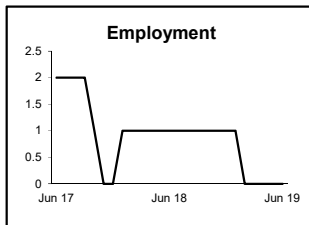
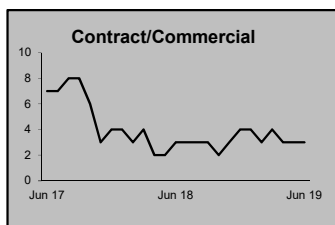
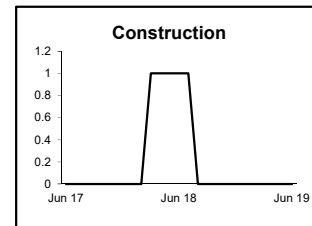
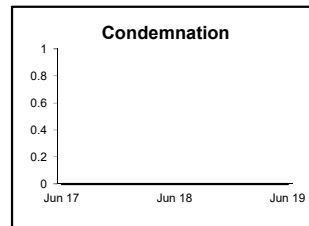
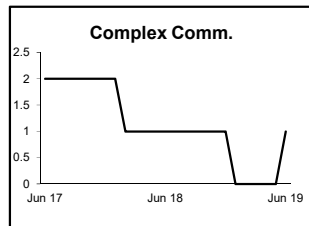
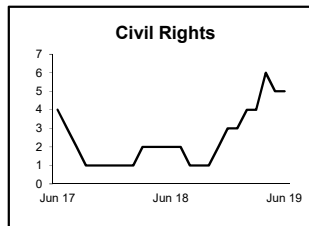
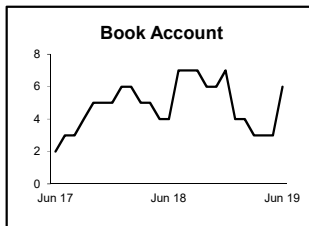
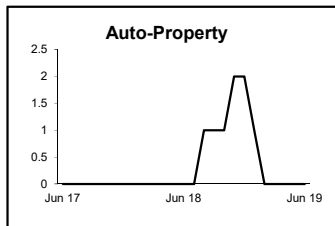
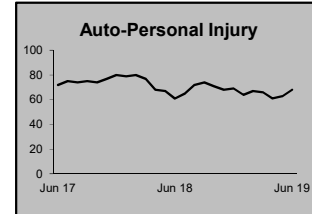
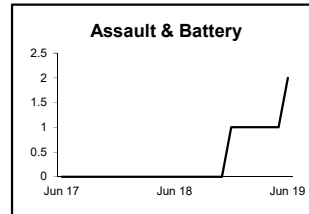
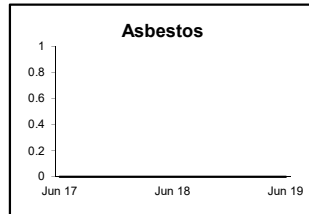
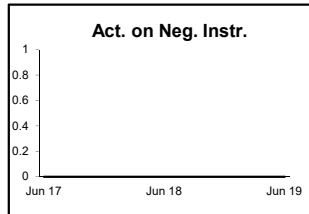
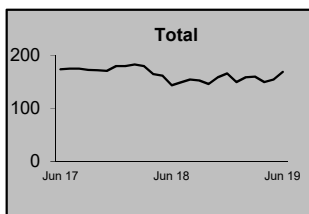
Monthly Resolutions



NOTE: Some Multicounty Litigation (MCL) cases were transferred in November 2014: Atlantic to Bergen = 8,935; Atlantic to Middlesex = 4,070.

**CIVIL BACKLOG BY CASETYPE  
JUNE 2019  
CUMBERLAND**

	<b>Total</b>	<b>% chg</b>
Jun 17	174	
Jun 18	144	-17%
Jun 19	169	17%



1) Casetypes with the state's largest backlogs are highlighted.

2) Some Multicounty Litigation (MCL) cases were transferred in November 2014: Atlantic to Bergen = 8,935; Atlantic to Middlesex = 4,070.

**CIVIL CASELOAD SUMMARY BY CASETYPE**

**JULY 2018 -JUNE 2019**

**ESSEX**

	Filings			Resolutions			Clearance		Backlog			Backlog Percent		Backlog Per 100 Monthly Filings		Active Pending			
	Jul 2017 to June 2018	Jul 2018 to June 2019	percent change	Jul 2017 to June 2018	Jul 2018 to June 2019	percent change	Jul 2018 - June 2019		June 2018	June 2019	percent change	June 2018	June 2019	June 2018	June 2019	percent change	June 2018	June 2019	percent change
							number	percent											
Act on Neg Inst	34	<b>48</b>	41%	30	<b>28</b>	-7%	<b>-20</b>	<b>58%</b>	3	<b>0</b>	-100%	14%	<b>0%</b>	106	<b>0</b>	22	<b>42</b>	91%	
Asbestos	0	<b>0</b>	0%	0	<b>0</b>	0%	<b>0</b>	<b>100%</b>	0	<b>0</b>	0%	0%	<b>0%</b>	0	<b>0</b>	0	<b>0</b>	0%	
Assault & Bat	20	<b>18</b>	-10%	29	<b>39</b>	34%	<b>21</b>	<b>217%</b>	8	<b>8</b>	0%	19%	<b>36%</b>	480	<b>533</b>	43	<b>22</b>	-49%	
Auto - Pers Inj	4,328	<b>4,604</b>	6%	4,076	<b>4,259</b>	4%	<b>-345</b>	<b>93%</b>	1,059	<b>1,099</b>	4%	20%	<b>19%</b>	294	<b>286</b>	5,364	<b>5,724</b>	7%	
Auto - Property	81	<b>88</b>	9%	75	<b>87</b>	16%	<b>-1</b>	<b>99%</b>	7	<b>4</b>	-43%	11%	<b>6%</b>	104	<b>55</b>	66	<b>67</b>	2%	
Book Account	849	<b>852</b>	0%	1,119	<b>810</b>	-28%	<b>-42</b>	<b>95%</b>	51	<b>33</b>	-35%	13%	<b>8%</b>	72	<b>46</b>	399	<b>440</b>	10%	
Civil Rights	56	<b>46</b>	-18%	39	<b>51</b>	31%	<b>5</b>	<b>111%</b>	10	<b>14</b>	40%	16%	<b>24%</b>	214	<b>365</b>	63	<b>58</b>	-8%	
Complex Comme	39	<b>44</b>	13%	35	<b>29</b>	-17%	<b>-15</b>	<b>66%</b>	14	<b>17</b>	21%	28%	<b>26%</b>	431	<b>464</b>	50	<b>66</b>	32%	
Condemnation	13	<b>7</b>	-46%	12	<b>9</b>	-25%	<b>2</b>	<b>129%</b>	5	<b>3</b>	-40%	45%	<b>33%</b>	462	<b>514</b>	11	<b>9</b>	-18%	
Construction	70	<b>93</b>	33%	57	<b>57</b>	0%	<b>-36</b>	<b>61%</b>	26	<b>40</b>	54%	25%	<b>29%</b>	446	<b>516</b>	103	<b>138</b>	34%	
Contract/Comme	832	<b>868</b>	4%	733	<b>819</b>	12%	<b>-49</b>	<b>94%</b>	53	<b>60</b>	13%	9%	<b>10%</b>	76	<b>83</b>	587	<b>631</b>	7%	
Employment	38	<b>36</b>	-5%	39	<b>28</b>	-28%	<b>-8</b>	<b>78%</b>	5	<b>8</b>	60%	16%	<b>21%</b>	158	<b>267</b>	31	<b>39</b>	26%	
Lieu of P. Writ	34	<b>52</b>	53%	41	<b>37</b>	-10%	<b>-15</b>	<b>71%</b>	5	<b>8</b>	60%	14%	<b>16%</b>	176	<b>185</b>	36	<b>51</b>	42%	
Medical Malprac	138	<b>168</b>	22%	156	<b>123</b>	-21%	<b>-45</b>	<b>73%</b>	83	<b>102</b>	23%	30%	<b>32%</b>	722	<b>729</b>	273	<b>322</b>	18%	
Name Change	287	<b>209</b>	-27%	269	<b>224</b>	-17%	<b>15</b>	<b>107%</b>	1	<b>1</b>	0%	1%	<b>2%</b>	4	<b>6</b>	70	<b>59</b>	-16%	
Other Insurance	98	<b>91</b>	-7%	109	<b>101</b>	-7%	<b>10</b>	<b>111%</b>	27	<b>22</b>	-19%	35%	<b>32%</b>	331	<b>290</b>	77	<b>68</b>	-12%	
Other MCL	2	<b>0</b>	-100%	1	<b>0</b>	-100%	<b>0</b>	<b>100%</b>	0	<b>0</b>	0%	0%	<b>0%</b>	0	<b>0</b>	0	<b>0</b>	0%	
Other Track 1	555	<b>475</b>	-14%	487	<b>536</b>	10%	<b>61</b>	<b>113%</b>	42	<b>33</b>	-21%	14%	<b>14%</b>	91	<b>83</b>	298	<b>231</b>	-22%	
Other Track 3	242	<b>251</b>	4%	223	<b>225</b>	1%	<b>-26</b>	<b>90%</b>	46	<b>50</b>	9%	15%	<b>15%</b>	228	<b>239</b>	310	<b>341</b>	10%	
Other Track 4	29	<b>24</b>	-17%	18	<b>30</b>	67%	<b>6</b>	<b>125%</b>	31	<b>30</b>	-3%	48%	<b>51%</b>	1,283	<b>1,500</b>	65	<b>59</b>	-9%	
Personal Injury	1,721	<b>1,723</b>	0%	1,803	<b>1,860</b>	3%	<b>137</b>	<b>108%</b>	579	<b>469</b>	-19%	24%	<b>21%</b>	404	<b>327</b>	2,379	<b>2,239</b>	-6%	
Prod Liability	53	<b>26</b>	-51%	33	<b>55</b>	67%	<b>29</b>	<b>212%</b>	16	<b>13</b>	-19%	20%	<b>25%</b>	362	<b>600</b>	79	<b>51</b>	-35%	
Prof Malpractic	67	<b>55</b>	-18%	84	<b>74</b>	-12%	<b>19</b>	<b>135%</b>	22	<b>34</b>	55%	19%	<b>31%</b>	394	<b>742</b>	118	<b>110</b>	-7%	
PIP Coverage	39	<b>17</b>	-56%	34	<b>31</b>	-9%	<b>14</b>	<b>182%</b>	3	<b>5</b>	67%	11%	<b>38%</b>	92	<b>353</b>	27	<b>13</b>	-52%	
Real Property	72	<b>60</b>	-17%	64	<b>61</b>	-5%	<b>1</b>	<b>102%</b>	5	<b>5</b>	0%	11%	<b>12%</b>	83	<b>100</b>	47	<b>42</b>	-11%	
Tort Other	198	<b>222</b>	12%	230	<b>191</b>	-17%	<b>-31</b>	<b>86%</b>	34	<b>22</b>	-35%	20%	<b>11%</b>	206	<b>119</b>	171	<b>202</b>	18%	
Toxic Tort	8	<b>6</b>	-25%	7	<b>2</b>	-71%	<b>-4</b>	<b>33%</b>	3	<b>6</b>	100%	27%	<b>38%</b>	450	<b>1,200</b>	11	<b>16</b>	45%	
UM/UIIM Bod Inj	247	<b>276</b>	12%	228	<b>248</b>	9%	<b>-28</b>	<b>90%</b>	59	<b>60</b>	2%	19%	<b>18%</b>	287	<b>261</b>	308	<b>337</b>	9%	
<b>Total</b>	<b>10,150</b>	<b>10,359</b>	<b>2%</b>	<b>10,031</b>	<b>10,014</b>	<b>0%</b>	<b>-345</b>	<b>97%</b>	<b>2,197</b>	<b>2,146</b>	<b>-2%</b>	<b>20%</b>	<b>19%</b>	<b>260</b>	<b>249</b>	<b>11,008</b>	<b>11,377</b>	<b>3%</b>	

NOTE: Some Multicounty Litigation (MCL) cases were transferred in November 2014: Atlantic to Bergen = 8,935; Atlantic to Middlesex = 4,070.

**CIVIL BACKLOG SUMMARY BY CASETYPE**

**June 2019**

**ESSEX**

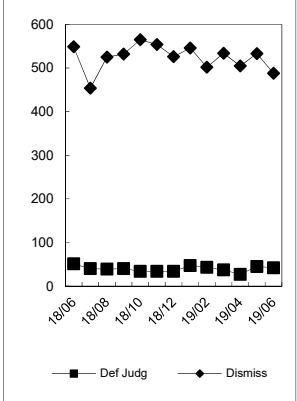
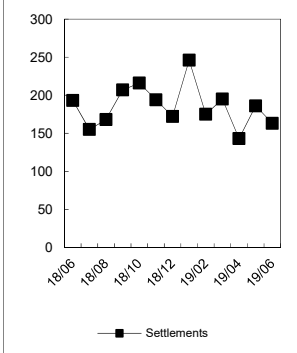
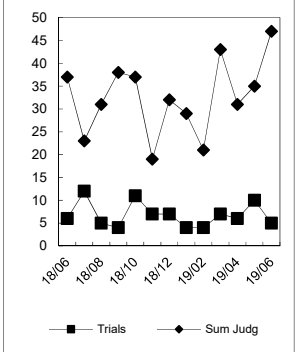
	<b>Cases in Backlog</b>															
	Track 1					Track 2				Track 3			Track 4			Total Backlog
	12 to 18 months	18 to 24 months	24 to 36 months	over 36 months	Total Track 1	18 to 24 months	24 to 36 months	over 36 months	Total Track 2	24 to 36 months	over 36 months	Total Track 3	24 to 36 months	over 36 months	Total Track 4	
Act on Neg Inst	0	0	0	0	0	0	0	0	0	0	0	0	0	0	0	0
Asbestos	0	0	0	0	0	0	0	0	0	0	0	0	0	0	0	0
Assault & Bat	0	0	0	0	0	0	0	0	0	6	2	8	0	0	0	8
Auto - Pers Inj	0	0	0	0	0	627	392	80	1,099	0	0	0	0	0	0	1,099
Auto - Property	0	0	0	0	0	2	1	1	4	0	0	0	0	0	0	4
Book Account	14	9	9	1	33	0	0	0	0	0	0	0	0	0	0	33
Civil Rights	0	0	0	0	0	0	0	0	0	7	6	13	1	0	1	14
Complex Comme	0	0	0	0	0	0	0	0	0	0	0	0	8	9	17	17
Condemnation	0	0	0	0	0	0	0	0	0	1	2	3	0	0	0	3
Construction	0	0	0	0	0	14	21	5	40	0	0	0	0	0	0	40
Contract/Comme	1	0	0	0	1	28	21	10	59	0	0	0	0	0	0	60
Employment	0	0	0	0	0	5	2	1	8	0	0	0	0	0	0	8
Lieu of P. Writ	0	0	0	0	0	0	0	0	0	0	0	0	5	3	8	8
Medical Malprac	0	0	0	0	0	0	0	0	0	56	46	102	0	0	0	102
Name Change	0	1	0	0	1	0	0	0	0	0	0	0	0	0	0	1
Other Insurance	4	7	2	9	22	0	0	0	0	0	0	0	0	0	0	22
Other MCL	0	0	0	0	0	0	0	0	0	0	0	0	0	0	0	0
Other Track 1	19	4	3	4	30	1	1	0	2	0	1	1	0	0	0	33
Other Track 3	0	0	0	0	0	0	0	0	0	35	15	50	0	0	0	50
Other Track 4	0	0	0	0	0	0	0	1	1	0	0	0	8	21	29	30
Personal Injury	0	0	0	0	0	250	164	55	469	0	0	0	0	0	0	469
Prod Liability	0	0	0	0	0	0	0	0	0	7	6	13	0	0	0	13
Prof Malpractic	0	0	0	0	0	0	0	0	0	25	9	34	0	0	0	34
PIP Coverage	1	3	0	1	5	0	0	0	0	0	0	0	0	0	0	5
Real Property	2	1	2	0	5	0	0	0	0	0	0	0	0	0	0	5
Tort Other	0	0	0	0	0	13	6	3	22	0	0	0	0	0	0	22
Toxic Tort	0	0	0	0	0	0	0	0	0	3	3	6	0	0	0	6
UM/UIM Bod Inj	0	0	0	0	0	32	25	2	59	1	0	1	0	0	0	60
<b>Total</b>	<b>41</b>	<b>25</b>	<b>16</b>	<b>15</b>	<b>97</b>	<b>972</b>	<b>633</b>	<b>158</b>	<b>1,763</b>	<b>141</b>	<b>90</b>	<b>231</b>	<b>22</b>	<b>33</b>	<b>55</b>	<b>2,146</b>

NOTE: Some Multicounty Litigation (MCL) cases were transferred in November 2014: Atlantic to Bergen = 8,935; Atlantic to Middlesex = 4,070.

**CIVIL RESOLUTION SUMMARY BY CASETYPE**  
**JULY 2018 - JUNE 2019**  
**ESSEX**

	Trial			Summary					Total	Percent resolved by					
	Jury	Nonjury	Total	Judgment	Settlement	Default Judgment	Dismiss	Other		Trial	Sum Jud	Settle	Default J	Dismiss	Other
Act on Neg Inst	0	0	0	7	3	6	12	0	28	0%	25%	11%	21%	43%	0%
Asbestos	0	0	0	0	0	0	0	0	0	0%	0%	0%	0%	0%	0%
Assault & Bat	0	0	0	1	6	0	30	2	39	0%	3%	15%	0%	77%	5%
Auto - Pers Inj	37	2	39	42	1,088	8	2,909	173	4,259	1%	1%	26%	0%	68%	4%
Auto - Property	0	0	0	15	18	8	45	1	87	0%	17%	21%	9%	52%	1%
Book Account	2	2	4	111	115	220	351	9	810	0%	14%	14%	27%	43%	1%
Civil Rights	0	1	1	4	6	0	30	10	51	2%	8%	12%	0%	59%	20%
Complex Commer	0	0	0	1	4	2	21	1	29	0%	3%	14%	7%	72%	3%
Condemnation	1	0	1	1	2	0	5	0	9	11%	11%	22%	0%	56%	0%
Construction	0	1	1	1	12	4	37	2	57	2%	2%	21%	7%	65%	4%
Contract/Commer	1	3	4	67	106	131	488	23	819	0%	8%	13%	16%	60%	3%
Employment	0	0	0	0	7	0	18	3	28	0%	0%	25%	0%	64%	11%
Lieu of P. Writ	0	2	2	1	3	1	27	3	37	5%	3%	8%	3%	73%	8%
Medical Malprac	5	0	5	0	35	0	78	5	123	4%	0%	28%	0%	63%	4%
Name Change	0	0	0	0	0	0	76	148	224	0%	0%	0%	0%	34%	66%
Other Insurance	0	1	1	4	11	1	60	24	101	1%	4%	11%	1%	59%	24%
Other MCL	0	0	0	0	0	0	0	0	0	0%	0%	0%	0%	0%	0%
Other Track 1	1	1	2	78	51	58	324	23	536	0%	15%	10%	11%	60%	4%
Other Track 3	3	0	3	1	54	0	133	34	225	1%	0%	24%	0%	59%	15%
Other Track 4	0	0	0	2	10	0	17	1	30	0%	7%	33%	0%	57%	3%
Personal Injury	11	0	11	25	560	8	1,151	105	1,860	1%	1%	30%	0%	62%	6%
Prod Liability	0	0	0	0	10	0	31	14	55	0%	0%	18%	0%	56%	25%
Prof Malpractic	3	0	3	3	16	0	49	3	74	4%	4%	22%	0%	66%	4%
PIP Coverage	0	0	0	1	3	1	25	1	31	0%	3%	10%	3%	81%	3%
Real Property	0	0	0	5	4	3	46	3	61	0%	8%	7%	5%	75%	5%
Tort Other	1	0	1	10	41	9	120	10	191	1%	5%	21%	5%	63%	5%
Toxic Tort	0	0	0	0	0	0	2	0	2	0%	0%	0%	0%	100%	0%
UM/UM Bod Inj	4	0	4	6	55	2	179	2	248	2%	2%	22%	1%	72%	1%
<b>Total</b>	<b>69</b>	<b>13</b>	<b>82</b>	<b>386</b>	<b>2,220</b>	<b>462</b>	<b>6,264</b>	<b>600</b>	<b>10,014</b>	<b>1%</b>	<b>4%</b>	<b>22%</b>	<b>5%</b>	<b>63%</b>	<b>6%</b>

Monthly Resolutions

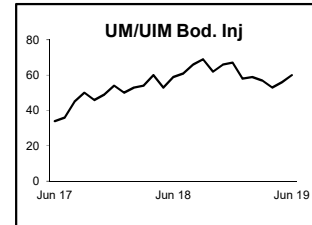
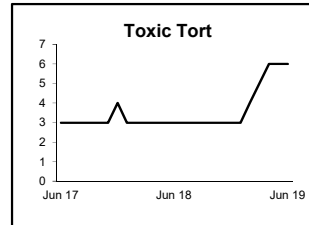
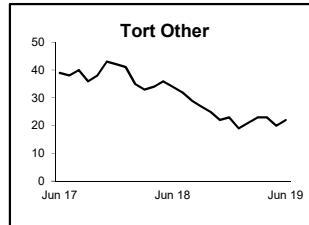
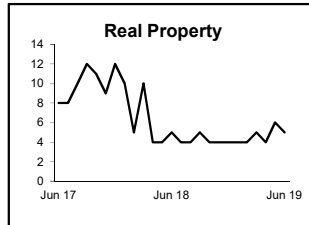
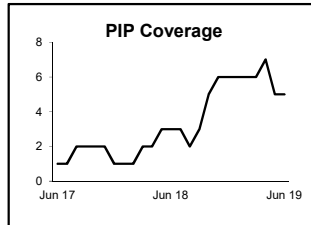
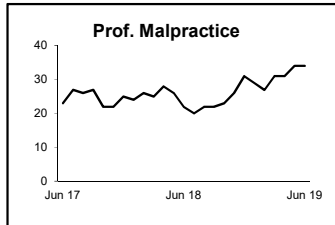
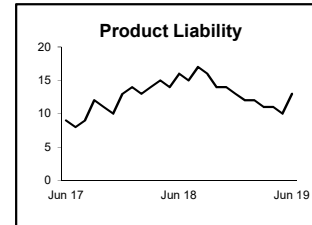
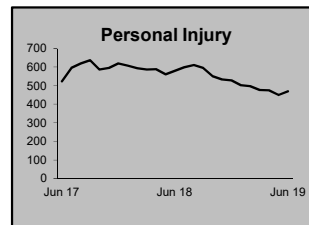
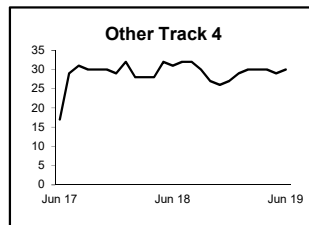
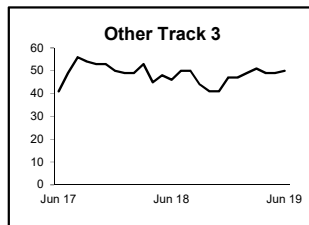
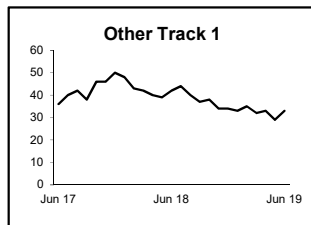
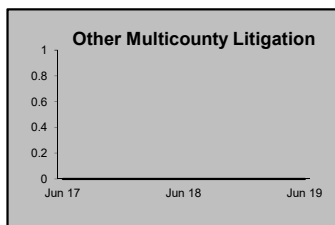
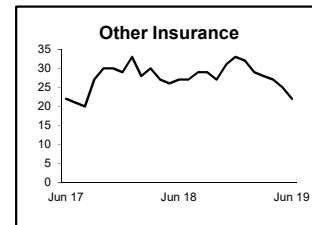
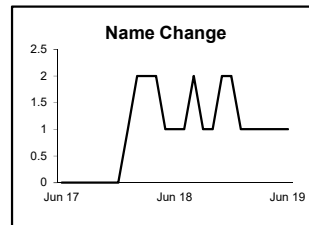
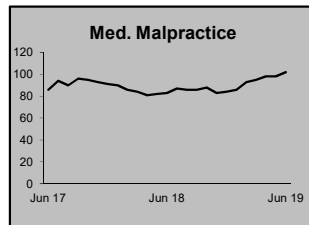
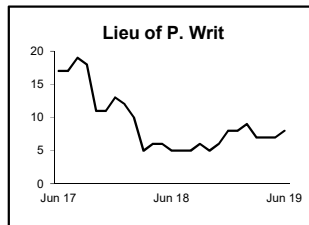
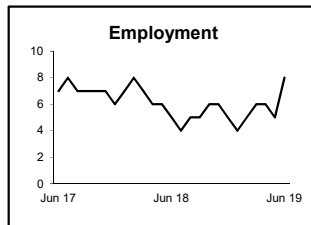
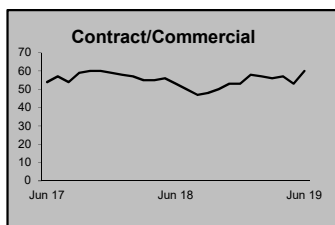
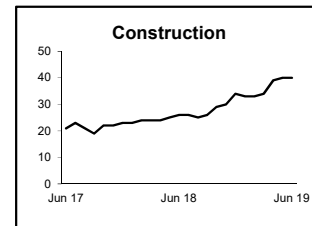
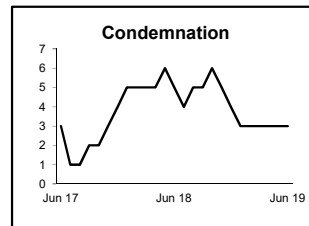
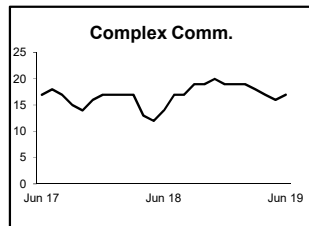
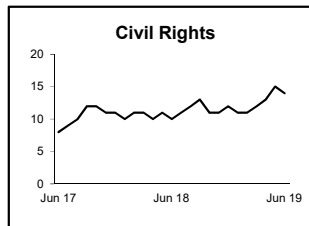
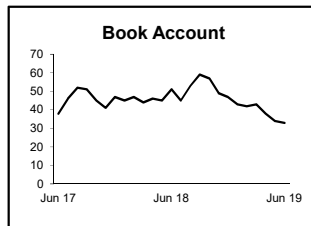
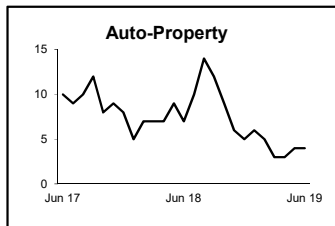
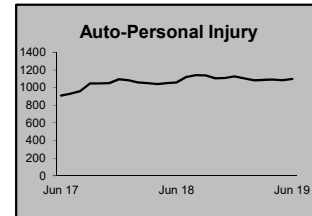
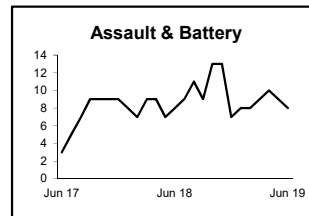
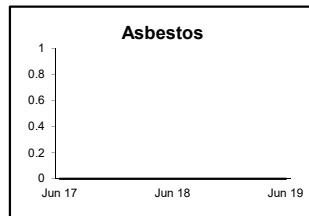
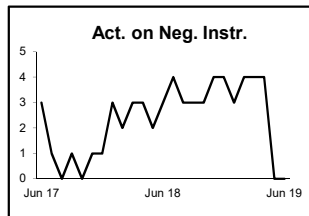
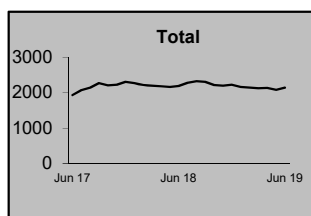


NOTE: Some Multicounty Litigation (MCL) cases were transferred in November 2014: Atlantic to Bergen = 8,935; Atlantic to Middlesex = 4,070.



**CIVIL BACKLOG BY CASETYPE  
JUNE 2019  
ESSEX**

	<b>Total</b>	<b>Backlog</b>	<b>% chg</b>
Jun 17		1,934	
Jun 18		2,197	14%
Jun 19		2,146	-2%



1) Casetypes with the state's largest backlogs are highlighted.

2) Some Multicounty Litigation (MCL) cases were transferred in November 2014: Atlantic to Bergen = 8,935; Atlantic to Middlesex = 4,070.

**CIVIL CASELOAD SUMMARY BY CASETYPE  
JULY 2018 -JUNE 2019  
GLOUCESTER**

	Filings			Resolutions			Clearance		Backlog			Backlog Percent		Backlog Per 100 Monthly Filings		Active Pending			
	Jul 2017 to June 2018	Jul 2018 to June 2019	percent change	Jul 2017 to June 2018	Jul 2018 to June 2019	percent change	Jul 2018 - June 2019		June 2018	June 2019	percent change	June 2018	June 2019	June 2018	June 2019	percent change	June 2018	June 2019	percent change
							number	percent											
Act on Neg Inst	10	5	-50%	5	7	40%	2	140%	0	1		0%	33%	0	240	5	3	-40%	
Asbestos	0	0	0%	0	0	0%	0	100%	0	0	0%	0%	0%	0	0	0	0	0%	
Assault & Bat	3	3	0%	4	6	50%	3	200%	1	0	-100%	14%	0%	400	0	7	4	-43%	
Auto - Pers Inj	439	454	3%	470	495	5%	41	109%	89	82	-8%	16%	16%	243	217	549	518	-6%	
Auto - Property	10	12	20%	19	12	-37%	0	100%	1	0	-100%	17%	0%	120	0	6	6	0%	
Book Account	188	229	22%	251	221	-12%	-8	97%	5	4	-20%	6%	4%	32	21	79	92	16%	
Civil Rights	8	24	200%	10	17	70%	-7	71%	1	0	-100%	20%	0%	150	0	5	11	120%	
Complex Comme	2	5	150%	1	3	200%	-2	60%	0	3		0%	50%	0	720	1	6	500%	
Condemnation	14	0	-100%	10	5	-50%	5	100%	0	0	0%	0%	0%	0	0	5	0	-100%	
Construction	8	10	25%	12	8	-33%	-2	80%	2	0	-100%	22%	0%	300	0	9	9	0%	
Contract/Comme	240	264	10%	235	263	12%	-1	100%	9	6	-33%	5%	4%	45	27	171	168	-2%	
Employment	5	12	140%	4	10	150%	-2	83%	0	0	0%	0%	0%	0	0	6	8	33%	
Lieu of P. Writ	11	9	-18%	17	7	-59%	-2	78%	0	1		0%	11%	0	133	6	9	50%	
Medical Malprac	23	31	35%	29	30	3%	-1	97%	14	10	-29%	31%	21%	730	387	45	47	4%	
Name Change	75	67	-11%	70	69	-1%	2	103%	0	0	0%	0%	0%	0	0	11	9	-18%	
Other Insurance	20	11	-45%	29	27	-7%	16	245%	6	0	-100%	32%	0%	360	0	19	3	-84%	
Other MCL	0	0	0%	0	0	0%	0	100%	0	0	0%	0%	0%	0	0	0	0	0%	
Other Track 1	115	127	10%	146	124	-15%	-3	98%	2	1	-50%	4%	2%	21	9	45	48	7%	
Other Track 3	48	62	29%	51	68	33%	6	110%	4	4	0%	7%	7%	100	77	60	56	-7%	
Other Track 4	6	7	17%	9	12	33%	5	171%	20	15	-25%	77%	65%	4,000	2,571	26	23	-12%	
Personal Injury	212	232	9%	245	215	-12%	-17	93%	35	39	11%	14%	15%	198	202	249	258	4%	
Prod Liability	7	5	-29%	6	10	67%	5	200%	0	0	0%	0%	0%	0	0	10	5	-50%	
Prof Malpractic	10	13	30%	19	12	-37%	-1	92%	2	0	-100%	14%	0%	240	0	14	15	7%	
PIP Coverage	10	7	-30%	5	9	80%	2	129%	1	1	0%	20%	33%	120	171	5	3	-40%	
Real Property	6	8	33%	7	4	-43%	-4	50%	0	1		0%	17%	0	150	2	6	200%	
Tort Other	33	47	42%	34	41	21%	-6	87%	4	1	-75%	16%	3%	145	26	25	30	20%	
Toxic Tort	0	0	0%	0	6		6	100%	15	11	-27%	88%	100%			17	11	-35%	
UM/UIIM Bod Inj	34	43	26%	47	37	-21%	-6	86%	3	6	100%	7%	13%	106	167	41	48	17%	
<b>Total</b>	<b>1,537</b>	<b>1,687</b>	<b>10%</b>	<b>1,735</b>	<b>1,718</b>	<b>-1%</b>	<b>31</b>	<b>102%</b>	<b>214</b>	<b>186</b>	<b>-13%</b>	<b>15%</b>	<b>13%</b>	<b>167</b>	<b>132</b>	<b>1,418</b>	<b>1,396</b>	<b>-2%</b>	

NOTE: Some Multicounty Litigation (MCL) cases were transferred in November 2014: Atlantic to Bergen = 8,935; Atlantic to Middlesex = 4,070.

**CIVIL BACKLOG SUMMARY BY CASETYPE**

June 2019

**GLOUCESTER**

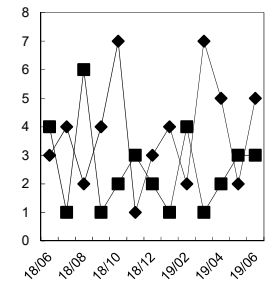
	<b>Cases in Backlog</b>															
	Track 1					Track 2				Track 3			Track 4			Total Backlog
	12 to 18 months	18 to 24 months	24 to 36 months	over 36 months	Total Track 1	18 to 24 months	24 to 36 months	over 36 months	Total Track 2	24 to 36 months	over 36 months	Total Track 3	24 to 36 months	over 36 months	Total Track 4	
Act on Neg Inst	1	0	0	0	1	0	0	0	0	0	0	0	0	0	0	1
Asbestos	0	0	0	0	0	0	0	0	0	0	0	0	0	0	0	0
Assault & Bat	0	0	0	0	0	0	0	0	0	0	0	0	0	0	0	0
Auto - Pers Inj	0	0	0	0	0	56	23	2	81	1	0	1	0	0	0	82
Auto - Property	0	0	0	0	0	0	0	0	0	0	0	0	0	0	0	0
Book Account	4	0	0	0	4	0	0	0	0	0	0	0	0	0	0	4
Civil Rights	0	0	0	0	0	0	0	0	0	0	0	0	0	0	0	0
Complex Comme	0	0	0	0	0	1	0	0	1	0	0	0	0	2	2	3
Condemnation	0	0	0	0	0	0	0	0	0	0	0	0	0	0	0	0
Construction	0	0	0	0	0	0	0	0	0	0	0	0	0	0	0	0
Contract/Comme	0	0	0	0	0	4	1	1	6	0	0	0	0	0	0	6
Employment	0	0	0	0	0	0	0	0	0	0	0	0	0	0	0	0
Lieu of P. Writ	0	0	0	0	0	0	0	0	0	0	0	0	1	0	1	1
Medical Malprac	0	0	0	0	0	0	0	0	0	6	4	10	0	0	0	10
Name Change	0	0	0	0	0	0	0	0	0	0	0	0	0	0	0	0
Other Insurance	0	0	0	0	0	0	0	0	0	0	0	0	0	0	0	0
Other MCL	0	0	0	0	0	0	0	0	0	0	0	0	0	0	0	0
Other Track 1	1	0	0	0	1	0	0	0	0	0	0	0	0	0	0	1
Other Track 3	0	0	0	0	0	0	0	0	0	4	0	4	0	0	0	4
Other Track 4	0	0	0	0	0	0	0	0	0	0	0	0	3	12	15	15
Personal Injury	0	0	0	0	0	25	10	3	38	1	0	1	0	0	0	39
Prod Liability	0	0	0	0	0	0	0	0	0	0	0	0	0	0	0	0
Prof Malpractic	0	0	0	0	0	0	0	0	0	0	0	0	0	0	0	0
PIP Coverage	1	0	0	0	1	0	0	0	0	0	0	0	0	0	0	1
Real Property	1	0	0	0	1	0	0	0	0	0	0	0	0	0	0	1
Tort Other	0	0	0	0	0	1	0	0	1	0	0	0	0	0	0	1
Toxic Tort	0	0	0	0	0	0	0	0	0	0	11	11	0	0	0	11
UM/UIM Bod Inj	0	0	0	0	0	5	1	0	6	0	0	0	0	0	0	6
<b>Total</b>	<b>8</b>	<b>0</b>	<b>0</b>	<b>0</b>	<b>8</b>	<b>92</b>	<b>35</b>	<b>6</b>	<b>133</b>	<b>12</b>	<b>15</b>	<b>27</b>	<b>4</b>	<b>14</b>	<b>18</b>	<b>186</b>

NOTE: Some Multicounty Litigation (MCL) cases were transferred in November 2014: Atlantic to Bergen = 8,935; Atlantic to Middlesex = 4,070.

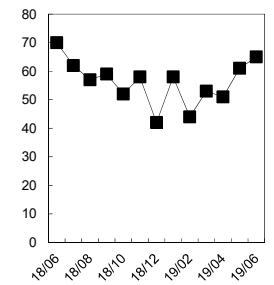
**CIVIL RESOLUTION SUMMARY BY CASETYPE  
JULY 2018 - JUNE 2019  
GLOUCESTER**

	Trial			Summary					Total	Percent resolved by					
	Jury	Nonjury	Total	Judgment	Settlement	Default Judgment	Dismiss	Other		Trial	Sum Jud	Settle	Default J	Dismiss	Other
Act on Neg Inst	0	0	0	3	0	3	1	0	7	0%	43%	0%	43%	14%	0%
Asbestos	0	0	0	0	0	0	0	0	0	0%	0%	0%	0%	0%	0%
Assault & Bat	0	0	0	0	3	0	3	0	6	0%	0%	50%	0%	50%	0%
Auto - Pers Inj	15	0	15	4	259	2	184	31	495	3%	1%	52%	0%	37%	6%
Auto - Property	0	0	0	0	6	1	5	0	12	0%	0%	50%	8%	42%	0%
Book Account	0	1	1	6	53	88	72	1	221	0%	3%	24%	40%	33%	0%
Civil Rights	0	0	0	1	2	0	12	2	17	0%	6%	12%	0%	71%	12%
Complex Commer	0	0	0	0	0	0	2	1	3	0%	0%	0%	0%	67%	33%
Condemnation	0	0	0	0	0	0	1	4	5	0%	0%	0%	0%	20%	80%
Construction	0	1	1	0	3	0	4	0	8	13%	0%	38%	0%	50%	0%
Contract/Commer	1	2	3	5	67	67	115	6	263	1%	2%	25%	25%	44%	2%
Employment	0	0	0	0	5	1	1	3	10	0%	0%	50%	10%	10%	30%
Lieu of P. Writ	0	0	0	1	2	0	3	1	7	0%	14%	29%	0%	43%	14%
Medical Malprac	2	0	2	3	16	0	8	1	30	7%	10%	53%	0%	27%	3%
Name Change	0	0	0	0	0	0	10	59	69	0%	0%	0%	0%	14%	86%
Other Insurance	0	0	0	5	13	1	7	1	27	0%	19%	48%	4%	26%	4%
Other MCL	0	0	0	0	0	0	0	0	0	0%	0%	0%	0%	0%	0%
Other Track 1	1	0	1	2	35	4	41	41	124	1%	2%	28%	3%	33%	33%
Other Track 3	0	0	0	2	31	1	30	4	68	0%	3%	46%	1%	44%	6%
Other Track 4	0	0	0	1	2	2	6	1	12	0%	8%	17%	17%	50%	8%
Personal Injury	3	0	3	6	113	2	69	22	215	1%	3%	53%	1%	32%	10%
Prod Liability	0	0	0	2	5	0	2	1	10	0%	20%	50%	0%	20%	10%
Prof Malpractic	0	0	0	3	3	2	4	0	12	0%	25%	25%	17%	33%	0%
PIP Coverage	0	0	0	2	3	0	3	1	9	0%	22%	33%	0%	33%	11%
Real Property	0	0	0	0	2	0	2	0	4	0%	0%	50%	0%	50%	0%
Tort Other	1	0	1	0	16	4	20	0	41	2%	0%	39%	10%	49%	0%
Toxic Tort	0	0	0	0	4	0	2	0	6	0%	0%	67%	0%	33%	0%
UM/UIM Bod Inj	2	0	2	0	19	0	16	0	37	5%	0%	51%	0%	43%	0%
<b>Total</b>	<b>25</b>	<b>4</b>	<b>29</b>	<b>46</b>	<b>662</b>	<b>178</b>	<b>623</b>	<b>180</b>	<b>1,718</b>	<b>2%</b>	<b>3%</b>	<b>39%</b>	<b>10%</b>	<b>36%</b>	<b>10%</b>

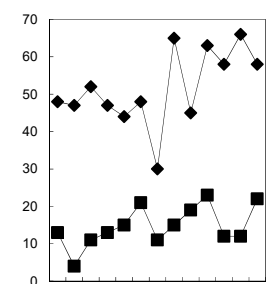
Monthly Resolutions



Trials Sum Jud



Settlements

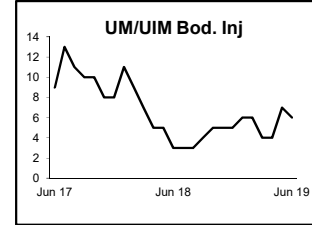
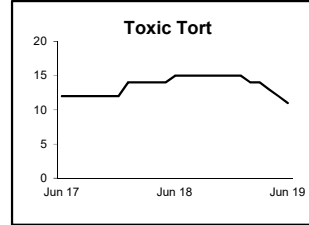
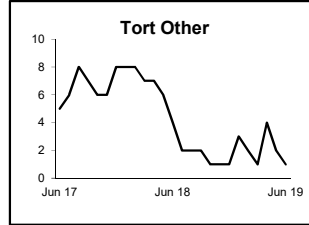
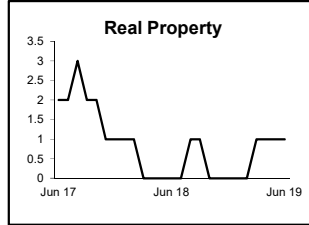
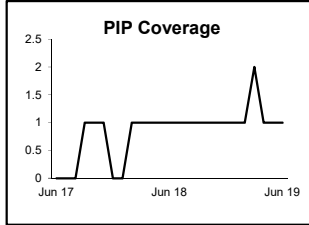
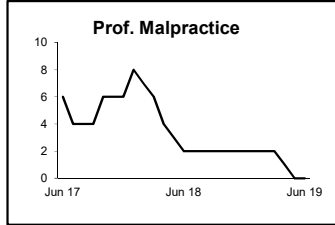
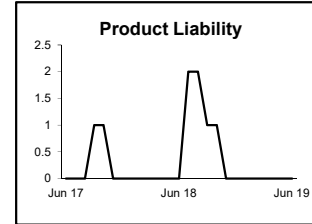
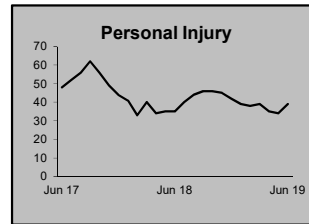
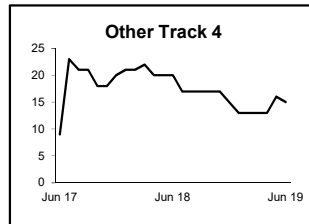
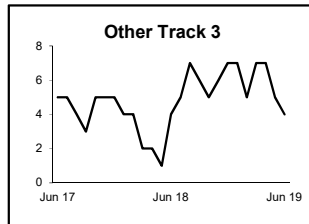
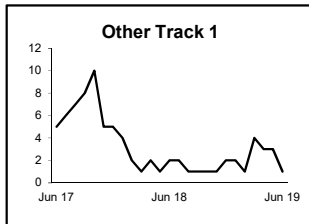
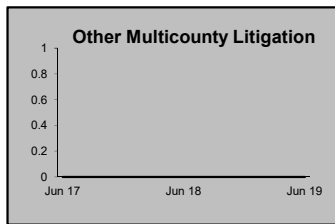
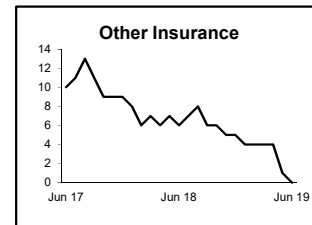
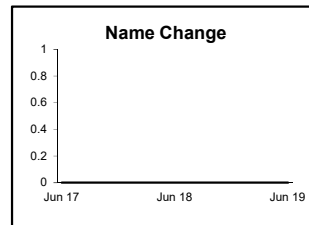
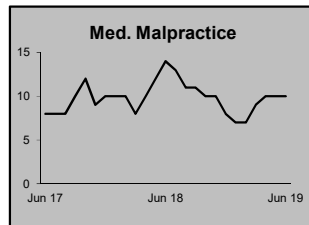
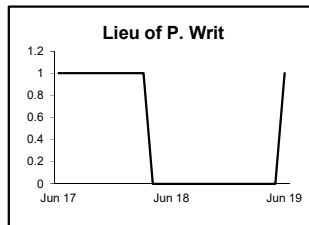
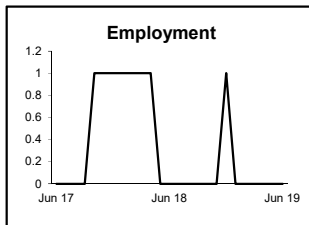
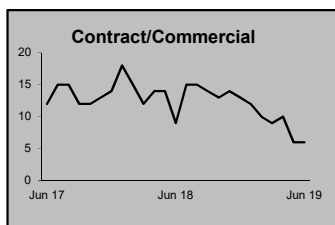
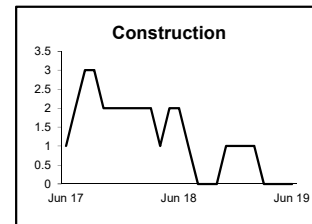
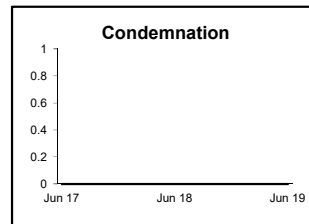
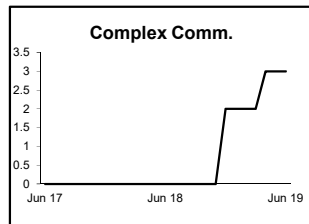
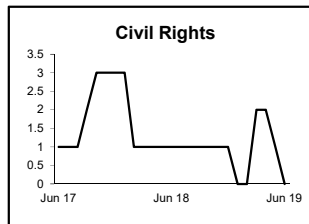
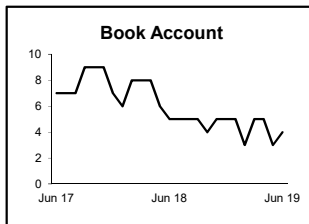
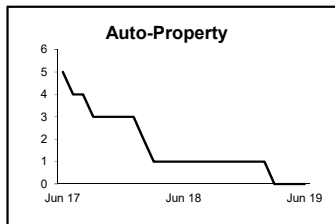
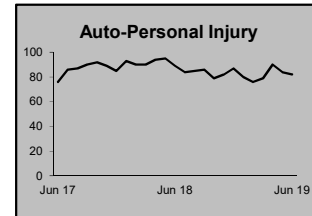
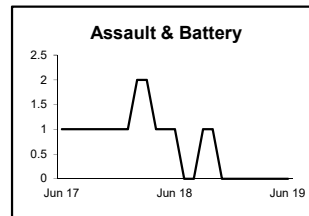
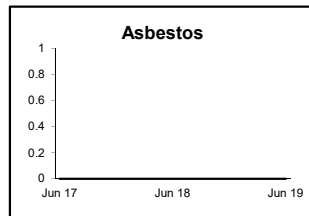
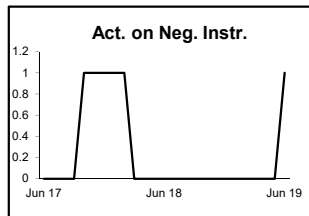
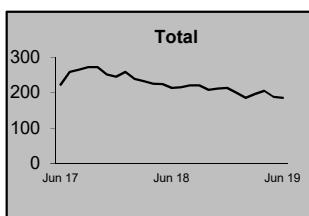


Def Judg Dismiss

NOTE: Some Multicounty Litigation (MCL) cases were transferred in November 2014: Atlantic to Bergen = 8,935; Atlantic to Middlesex = 4,070.

**CIVIL BACKLOG BY CASETYPE  
JUNE 2019  
GLOUCESTER**

	<b>Total</b>	<b>Backlog</b>	<b>% chg</b>
Jun 17		223	
Jun 18		214	-4%
Jun 19		186	-13%



1) Casetypes with the state's largest backlogs are highlighted.

2) Some Multicounty Litigation (MCL) cases were transferred in November 2014: Atlantic to Bergen = 8,935; Atlantic to Middlesex = 4,070.

**CIVIL CASELOAD SUMMARY BY CASETYPE**  
**JULY 2018 -JUNE 2019**  
**HUDSON**

	Filings			Resolutions			Clearance		Backlog			Backlog Percent		Backlog Per 100 Monthly Filings		Active Pending		
	Jul 2017 to June 2018	Jul 2018 to June 2019	percent change	Jul 2017 to June 2018	Jul 2018 to June 2019	percent change	Jul 2018 - June 2019		June 2018	June 2019	percent change	June 2018	June 2019	June 2018	June 2019	June 2018	June 2019	percent change
							number	percent										
Act on Neg Inst	9	<b>10</b>	11%	9	<b>8</b>	-11%	<b>-2</b>	<b>80%</b>	2	<b>2</b>	0%	33%	<b>25%</b>	267	<b>240</b>	6	<b>8</b>	33%
Asbestos	0	<b>0</b>	0%	0	<b>0</b>	0%	<b>0</b>	<b>100%</b>	0	<b>0</b>	0%	0%	<b>0%</b>	0	<b>0</b>	0	<b>0</b>	0%
Assault & Bat	13	<b>21</b>	62%	15	<b>22</b>	47%	<b>1</b>	<b>105%</b>	3	<b>0</b>	-100%	13%	<b>0%</b>	277	<b>0</b>	23	<b>22</b>	-4%
Auto - Pers Inj	2,294	<b>2,454</b>	7%	2,335	<b>2,400</b>	3%	<b>-54</b>	<b>98%</b>	300	<b>319</b>	6%	11%	<b>12%</b>	157	<b>156</b>	2,639	<b>2,693</b>	2%
Auto - Property	35	<b>39</b>	11%	32	<b>38</b>	19%	<b>-1</b>	<b>97%</b>	1	<b>2</b>	100%	3%	<b>6%</b>	34	<b>62</b>	30	<b>31</b>	3%
Book Account	476	<b>459</b>	-4%	535	<b>486</b>	-9%	<b>27</b>	<b>106%</b>	14	<b>12</b>	-14%	6%	<b>6%</b>	35	<b>31</b>	233	<b>207</b>	-11%
Civil Rights	25	<b>15</b>	-40%	31	<b>31</b>	0%	<b>16</b>	<b>207%</b>	2	<b>3</b>	50%	7%	<b>19%</b>	96	<b>240</b>	30	<b>16</b>	-47%
Complex Comm	15	<b>18</b>	20%	20	<b>17</b>	-15%	<b>-1</b>	<b>94%</b>	5	<b>6</b>	20%	21%	<b>24%</b>	400	<b>400</b>	24	<b>25</b>	4%
Condemnation	13	<b>12</b>	-8%	8	<b>13</b>	63%	<b>1</b>	<b>108%</b>	1	<b>0</b>	-100%	10%	<b>0%</b>	92	<b>0</b>	10	<b>9</b>	-10%
Construction	50	<b>46</b>	-8%	61	<b>43</b>	-30%	<b>-3</b>	<b>93%</b>	3	<b>5</b>	67%	8%	<b>12%</b>	72	<b>130</b>	40	<b>43</b>	8%
Contract/Comm	616	<b>652</b>	6%	566	<b>600</b>	6%	<b>-52</b>	<b>92%</b>	25	<b>17</b>	-32%	6%	<b>4%</b>	49	<b>31</b>	416	<b>462</b>	11%
Employment	30	<b>17</b>	-43%	29	<b>30</b>	3%	<b>13</b>	<b>176%</b>	2	<b>0</b>	-100%	7%	<b>0%</b>	80	<b>0</b>	28	<b>14</b>	-50%
Lieu of P. Writ	43	<b>63</b>	47%	44	<b>44</b>	0%	<b>-19</b>	<b>70%</b>	3	<b>4</b>	33%	12%	<b>9%</b>	84	<b>76</b>	26	<b>46</b>	77%
Medical Malprac	52	<b>47</b>	-10%	44	<b>63</b>	43%	<b>16</b>	<b>134%</b>	16	<b>17</b>	6%	17%	<b>22%</b>	369	<b>434</b>	94	<b>78</b>	-17%
Name Change	253	<b>166</b>	-34%	256	<b>173</b>	-32%	<b>7</b>	<b>104%</b>	0	<b>0</b>	0%	0%	<b>0%</b>	0	<b>0</b>	35	<b>29</b>	-17%
Other Insurance	54	<b>27</b>	-50%	66	<b>39</b>	-41%	<b>12</b>	<b>144%</b>	4	<b>3</b>	-25%	15%	<b>25%</b>	89	<b>133</b>	27	<b>12</b>	-56%
Other MCL	0	<b>0</b>	0%	0	<b>0</b>	0%	<b>0</b>	<b>100%</b>	0	<b>0</b>	0%	0%	<b>0%</b>	0	<b>0</b>	0	<b>0</b>	0%
Other Track 1	231	<b>227</b>	-2%	252	<b>207</b>	-18%	<b>-20</b>	<b>91%</b>	10	<b>7</b>	-30%	12%	<b>7%</b>	52	<b>37</b>	85	<b>96</b>	13%
Other Track 3	112	<b>111</b>	-1%	128	<b>119</b>	-7%	<b>8</b>	<b>107%</b>	11	<b>7</b>	-36%	9%	<b>6%</b>	118	<b>76</b>	123	<b>119</b>	-3%
Other Track 4	17	<b>20</b>	18%	20	<b>14</b>	-30%	<b>-6</b>	<b>70%</b>	3	<b>7</b>	133%	13%	<b>18%</b>	212	<b>420</b>	23	<b>38</b>	65%
Personal Injury	937	<b>964</b>	3%	1,050	<b>972</b>	-7%	<b>8</b>	<b>101%</b>	160	<b>160</b>	0%	14%	<b>14%</b>	205	<b>199</b>	1,177	<b>1,167</b>	-1%
Prod Liability	14	<b>12</b>	-14%	15	<b>17</b>	13%	<b>5</b>	<b>142%</b>	1	<b>2</b>	100%	6%	<b>15%</b>	86	<b>200</b>	17	<b>13</b>	-24%
Prof Malpractic	25	<b>23</b>	-8%	27	<b>38</b>	41%	<b>15</b>	<b>165%</b>	7	<b>3</b>	-57%	16%	<b>9%</b>	336	<b>157</b>	43	<b>35</b>	-19%
PIP Coverage	32	<b>20</b>	-38%	23	<b>26</b>	13%	<b>6</b>	<b>130%</b>	1	<b>2</b>	100%	7%	<b>25%</b>	38	<b>120</b>	14	<b>8</b>	-43%
Real Property	46	<b>27</b>	-41%	45	<b>38</b>	-16%	<b>11</b>	<b>141%</b>	6	<b>3</b>	-50%	23%	<b>21%</b>	157	<b>133</b>	26	<b>14</b>	-46%
Tort Other	132	<b>162</b>	23%	142	<b>132</b>	-7%	<b>-30</b>	<b>81%</b>	12	<b>12</b>	0%	10%	<b>8%</b>	109	<b>89</b>	118	<b>150</b>	27%
Toxic Tort	0	<b>0</b>	0%	2	<b>0</b>	-100%	<b>0</b>	<b>100%</b>	0	<b>0</b>	0%	0%	<b>0%</b>	0	<b>0</b>	0	<b>0</b>	0%
UM/UIIM Bod Inj	103	<b>91</b>	-12%	114	<b>98</b>	-14%	<b>7</b>	<b>108%</b>	11	<b>14</b>	27%	10%	<b>13%</b>	128	<b>185</b>	115	<b>109</b>	-5%
<b>Total</b>	<b>5,627</b>	<b>5,703</b>	<b>1%</b>	<b>5,869</b>	<b>5,668</b>	<b>-3%</b>	<b>-35</b>	<b>99%</b>	<b>603</b>	<b>607</b>	<b>1%</b>	<b>11%</b>	<b>11%</b>	<b>129</b>	<b>128</b>	<b>5,402</b>	<b>5,444</b>	<b>1%</b>

NOTE: Some Multicounty Litigation (MCL) cases were transferred in November 2014: Atlantic to Bergen = 8,935; Atlantic to Middlesex = 4,070.

**CIVIL BACKLOG SUMMARY BY CASETYPE**

**June 2019**

**HUDSON**

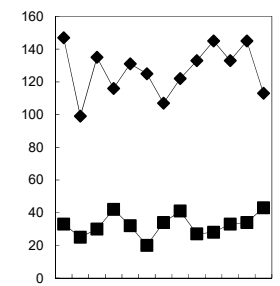
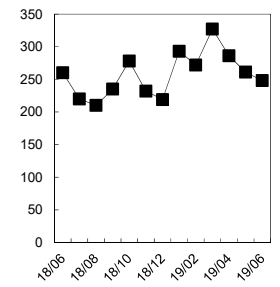
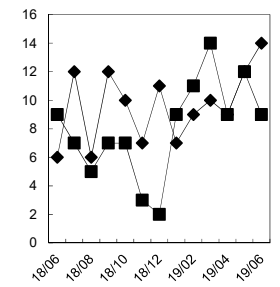
	<b>Cases in Backlog</b>															
	Track 1					Track 2				Track 3			Track 4			Total Backlog
	12 to 18 months	18 to 24 months	24 to 36 months	over 36 months	Total Track 1	18 to 24 months	24 to 36 months	over 36 months	Total Track 2	24 to 36 months	over 36 months	Total Track 3	24 to 36 months	over 36 months	Total Track 4	
Act on Neg Inst	1	0	0	1	2	0	0	0	0	0	0	0	0	0	0	2
Asbestos	0	0	0	0	0	0	0	0	0	0	0	0	0	0	0	0
Assault & Bat	0	0	0	0	0	0	0	0	0	0	0	0	0	0	0	0
Auto - Pers Inj	0	0	0	0	0	268	49	2	319	0	0	0	0	0	0	319
Auto - Property	0	0	0	0	0	2	0	0	2	0	0	0	0	0	0	2
Book Account	12	0	0	0	12	0	0	0	0	0	0	0	0	0	0	12
Civil Rights	0	0	0	0	0	0	0	0	0	2	1	3	0	0	0	3
Complex Comme	0	0	0	0	0	0	0	0	0	0	0	0	5	1	6	6
Condemnation	0	0	0	0	0	0	0	0	0	0	0	0	0	0	0	0
Construction	0	0	0	0	0	4	1	0	5	0	0	0	0	0	0	5
Contract/Comme	0	0	0	0	0	12	4	1	17	0	0	0	0	0	0	17
Employment	0	0	0	0	0	0	0	0	0	0	0	0	0	0	0	0
Lieu of P. Writ	0	0	0	0	0	0	0	0	0	0	0	0	0	4	4	4
Medical Malprac	0	0	0	0	0	0	0	0	0	15	2	17	0	0	0	17
Name Change	0	0	0	0	0	0	0	0	0	0	0	0	0	0	0	0
Other Insurance	3	0	0	0	3	0	0	0	0	0	0	0	0	0	0	3
Other MCL	0	0	0	0	0	0	0	0	0	0	0	0	0	0	0	0
Other Track 1	1	3	0	1	5	1	1	0	2	0	0	0	0	0	0	7
Other Track 3	0	0	0	0	0	0	0	0	0	6	1	7	0	0	0	7
Other Track 4	0	0	0	0	0	0	0	0	0	0	0	0	4	3	7	7
Personal Injury	0	0	0	0	0	109	50	1	160	0	0	0	0	0	0	160
Prod Liability	0	0	0	0	0	0	0	0	0	2	0	2	0	0	0	2
Prof Malpractic	0	0	0	0	0	0	0	0	0	2	1	3	0	0	0	3
PIP Coverage	1	1	0	0	2	0	0	0	0	0	0	0	0	0	0	2
Real Property	1	1	1	0	3	0	0	0	0	0	0	0	0	0	0	3
Tort Other	0	0	0	0	0	8	3	1	12	0	0	0	0	0	0	12
Toxic Tort	0	0	0	0	0	0	0	0	0	0	0	0	0	0	0	0
UM/UIM Bod Inj	0	0	0	0	0	10	3	1	14	0	0	0	0	0	0	14
<b>Total</b>	<b>19</b>	<b>5</b>	<b>1</b>	<b>2</b>	<b>27</b>	<b>414</b>	<b>111</b>	<b>6</b>	<b>531</b>	<b>27</b>	<b>5</b>	<b>32</b>	<b>9</b>	<b>8</b>	<b>17</b>	<b>607</b>

NOTE: Some Multicounty Litigation (MCL) cases were transferred in November 2014: Atlantic to Bergen = 8,935; Atlantic to Middlesex = 4,070.

**CIVIL RESOLUTION SUMMARY BY CASETYPE**  
**JULY 2018 - JUNE 2019**  
**HUDSON**

	Trial			Summary					Total	Percent resolved by					
	Jury	Nonjury	Total	Judgment	Settlement	Default Judgment	Dismiss	Other		Trial	Sum Jud	Settle	Default J	Dismiss	Other
Act on Neg Inst	0	1	1	0	2	3	1	1	8	13%	0%	25%	38%	13%	13%
Asbestos	0	0	0	0	0	0	0	0	0	0%	0%	0%	0%	0%	0%
Assault & Bat	1	0	1	0	10	0	10	1	22	5%	0%	45%	0%	45%	5%
Auto - Pers Inj	38	1	39	22	1,602	18	644	75	2,400	2%	1%	67%	1%	27%	3%
Auto - Property	0	0	0	1	19	8	8	2	38	0%	3%	50%	21%	21%	5%
Book Account	1	1	2	8	146	177	143	10	486	0%	2%	30%	36%	29%	2%
Civil Rights	1	0	1	5	11	0	6	8	31	3%	16%	35%	0%	19%	26%
Complex Commer	0	0	0	1	8	0	3	5	17	0%	6%	47%	0%	18%	29%
Condemnation	0	2	2	0	4	0	5	2	13	15%	0%	31%	0%	38%	15%
Construction	2	2	4	0	22	3	12	2	43	9%	0%	51%	7%	28%	5%
Contract/Commer	4	3	7	13	179	131	245	25	600	1%	2%	30%	22%	41%	4%
Employment	2	0	2	1	14	0	11	2	30	7%	3%	47%	0%	37%	7%
Lieu of P. Writ	0	7	7	1	15	0	11	10	44	16%	2%	34%	0%	25%	23%
Medical Malprac	3	0	3	4	39	0	15	2	63	5%	6%	62%	0%	24%	3%
Name Change	0	0	0	0	0	0	7	166	173	0%	0%	0%	0%	4%	96%
Other Insurance	1	1	2	0	28	1	5	3	39	5%	0%	72%	3%	13%	8%
Other MCL	0	0	0	0	0	0	0	0	0	0%	0%	0%	0%	0%	0%
Other Track 1	0	0	0	3	69	14	38	83	207	0%	1%	33%	7%	18%	40%
Other Track 3	2	0	2	9	73	3	20	12	119	2%	8%	61%	3%	17%	10%
Other Track 4	0	0	0	1	8	1	4	0	14	0%	7%	57%	7%	29%	0%
Personal Injury	14	1	15	40	656	9	211	41	972	2%	4%	67%	1%	22%	4%
Prod Liability	0	0	0	1	8	0	2	6	17	0%	6%	47%	0%	12%	35%
Prof Malpractic	1	0	1	3	19	3	11	1	38	3%	8%	50%	8%	29%	3%
PIP Coverage	0	0	0	1	13	1	10	1	26	0%	4%	50%	4%	38%	4%
Real Property	0	1	1	2	12	3	16	4	38	3%	5%	32%	8%	42%	11%
Tort Other	1	2	3	2	54	13	45	15	132	2%	2%	41%	10%	34%	11%
Toxic Tort	0	0	0	0	0	0	0	0	0	0%	0%	0%	0%	0%	0%
UM/UM Bod Inj	2	0	2	1	70	1	21	3	98	2%	1%	71%	1%	21%	3%
<b>Total</b>	<b>73</b>	<b>22</b>	<b>95</b>	<b>119</b>	<b>3,081</b>	<b>389</b>	<b>1,504</b>	<b>480</b>	<b>5,668</b>	<b>2%</b>	<b>2%</b>	<b>54%</b>	<b>7%</b>	<b>27%</b>	<b>8%</b>

Monthly Resolutions

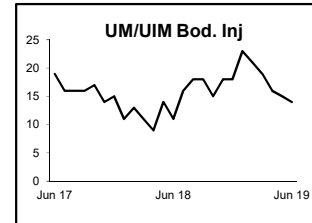
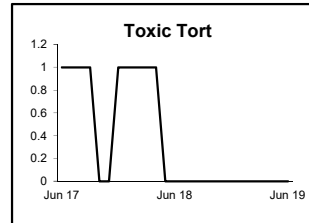
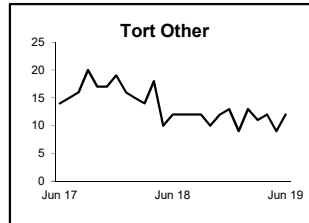
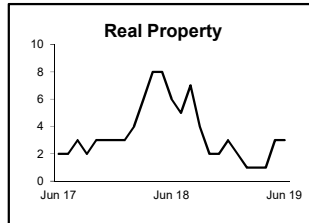
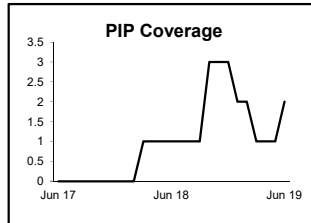
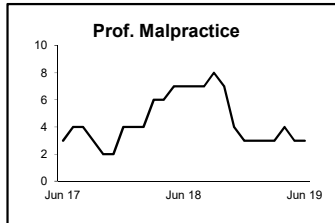
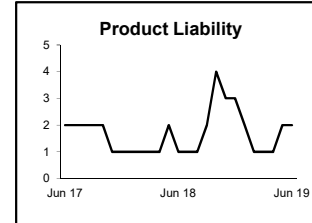
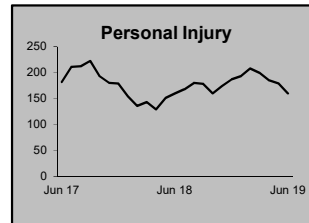
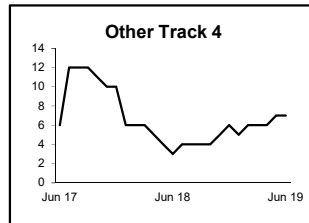
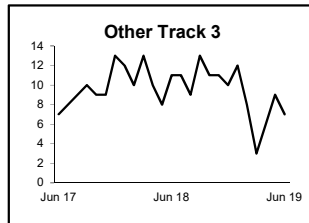
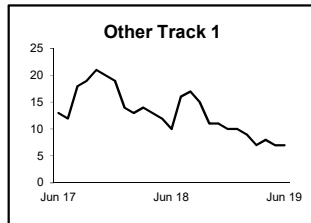
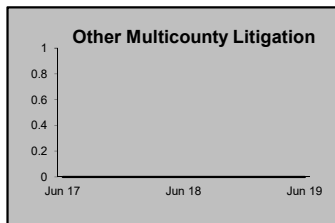
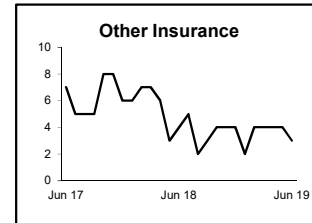
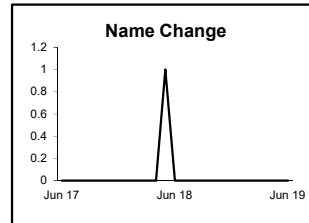
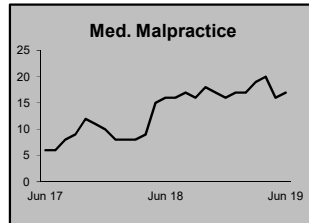
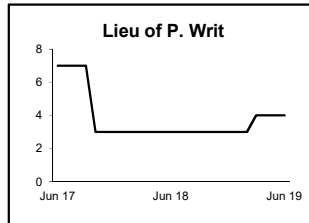
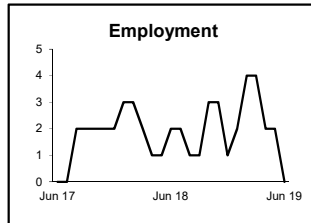
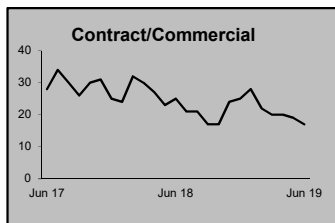
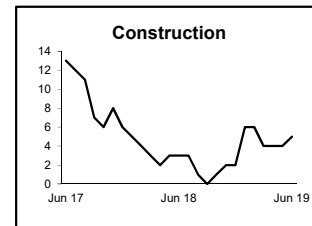
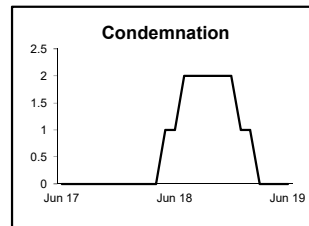
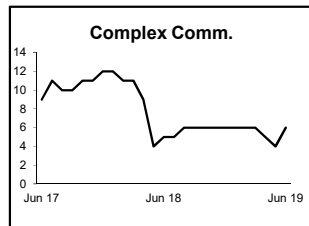
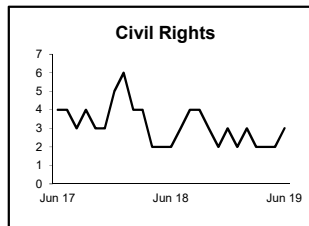
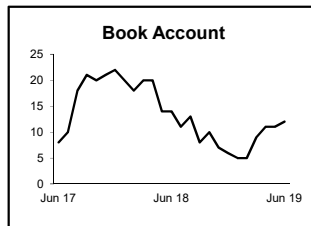
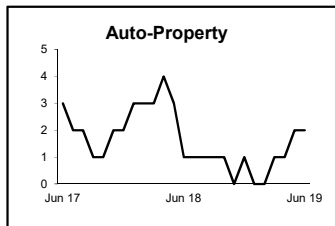
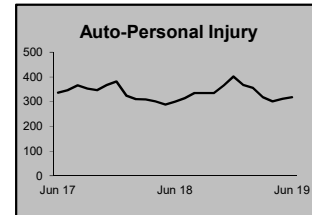
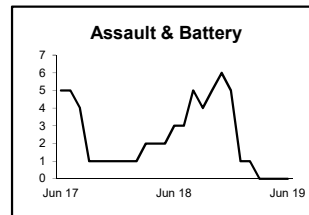
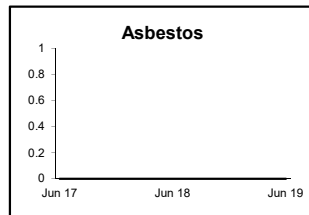
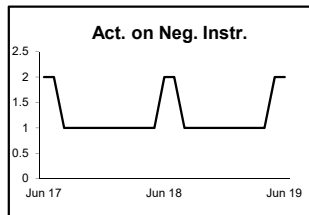
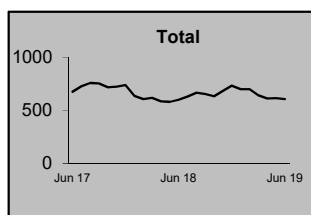


NOTE: Some Multicounty Litigation (MCL) cases were transferred in November 2014: Atlantic to Bergen = 8,935; Atlantic to Middlesex = 4,070.



**CIVIL BACKLOG BY CASETYPE  
JUNE 2019  
HUDSON**

	<b>Total</b>	<b>Backlog</b>	<b>% chg</b>
Jun 17		677	
Jun 18		603	-11%
Jun 19		607	1%



1) Casetypes with the state's largest backlogs are highlighted.

2) Some Multicounty Litigation (MCL) cases were transferred in November 2014: Atlantic to Bergen = 8,935; Atlantic to Middlesex = 4,070.

**CIVIL CASELOAD SUMMARY BY CASETYPE**  
**JULY 2018 -JUNE 2019**  
**HUNTERDON**

	Filings			Resolutions			Clearance		Backlog			Backlog Percent		Backlog Per 100 Monthly Filings		Active Pending		
	Jul 2017 to June 2018	Jul 2018 to June 2019	percent change	Jul 2017 to June 2018	Jul 2018 to June 2019	percent change	Jul 2018 - June 2019		June 2018	June 2019	percent change	June 2018	June 2019	June 2018	June 2019	June 2018	June 2019	percent change
							number	percent										
Act on Neg Inst	2	3	50%	3	4	33%	1	133%	0	0	0%	0%	0%	0	0	1	0	-100%
Asbestos	0	0	0%	0	0	0%	0	100%	0	0	0%	0%	0%	0	0	0	0	0%
Assault & Bat	1	1	0%	0	2		1	200%	0	0	0%	0%	0%	0	0	2	1	-50%
Auto - Pers Inj	68	104	53%	79	80	1%	-24	77%	11	13	18%	14%	12%	194	150	81	105	30%
Auto - Property	4	4	0%	4	6	50%	2	150%	0	0	0%	0%	0%	0	0	2	0	-100%
Book Account	78	89	14%	99	89	-10%	0	100%	0	0	0%	0%	0%	0	0	37	35	-5%
Civil Rights	6	13	117%	5	3	-40%	-10	23%	0	0	0%	0%	0%	0	0	2	16	700%
Complex Comme	0	0	0%	3	0	-100%	0	100%	0	0	0%	0%	0%	0	0	0	1	
Condemnation	0	0	0%	0	0	0%	0	100%	0	0	0%	0%	0%	0	0	0	0	0%
Construction	4	9	125%	5	6	20%	-3	67%	2	1	-50%	40%	11%	600	133	5	9	80%
Contract/Comme	90	106	18%	97	93	-4%	-13	88%	2	4	100%	4%	5%	27	45	54	75	39%
Employment	0	4		2	1	-50%	-3	25%	0	0	0%	0%	0%	0	0	0	3	
Lieu of P. Writ	5	13	160%	5	9	80%	-4	69%	1	0	-100%	17%	0%	240	0	6	10	67%
Medical Malprac	8	12	50%	7	7	0%	-5	58%	3	2	-33%	23%	11%	450	200	13	19	46%
Name Change	39	30	-23%	36	25	-31%	-5	83%	0	0	0%	0%	0%	0	0	4	10	150%
Other Insurance	8	4	-50%	4	5	25%	1	125%	0	0	0%	0%	0%	0	0	5	2	-60%
Other MCL	0	0	0%	0	0	0%	0	100%	0	0	0%	0%	0%	0	0	0	0	0%
Other Track 1	43	53	23%	48	45	-6%	-8	85%	0	0	0%	0%	0%	0	0	14	12	-14%
Other Track 3	13	19	46%	14	15	7%	-4	79%	2	2	0%	13%	10%	185	126	15	20	33%
Other Track 4	4	4	0%	15	7	-53%	3	175%	7	4	-43%	70%	50%	2,100	1,200	10	8	-20%
Personal Injury	50	61	22%	61	51	-16%	-10	84%	7	10	43%	12%	14%	168	197	59	69	17%
Prod Liability	4	2	-50%	2	4	100%	2	200%	1	0	-100%	25%	0%	300	0	4	2	-50%
Prof Malpractic	3	5	67%	6	3	-50%	-2	60%	1	2	100%	14%	17%	400	480	7	12	71%
PIP Coverage	1	0	-100%	1	1	0%	1	100%	0	0	0%	0%	0%	0	0	1	0	-100%
Real Property	3	6	100%	0	5		-1	83%	0	0	0%	0%	0%	0	0	3	2	-33%
Tort Other	11	14	27%	20	9	-55%	-5	64%	2	3	50%	25%	23%	218	257	8	13	63%
Toxic Tort	1	0	-100%	1	0	-100%	0	100%	0	0	0%	0%	0%	0	0	0	0	0%
UM/UIIM Bod Inj	5	6	20%	3	6	100%	0	100%	0	0	0%	0%	0%	0	0	8	8	0%
<b>Total</b>	<b>451</b>	<b>562</b>	<b>25%</b>	<b>520</b>	<b>476</b>	<b>-8%</b>	<b>-86</b>	<b>85%</b>	<b>39</b>	<b>41</b>	<b>5%</b>	<b>11%</b>	<b>9%</b>	<b>104</b>	<b>88</b>	<b>341</b>	<b>432</b>	<b>27%</b>

NOTE: Some Multicounty Litigation (MCL) cases were transferred in November 2014: Atlantic to Bergen = 8,935; Atlantic to Middlesex = 4,070.

**CIVIL BACKLOG SUMMARY BY CASETYPE**

June 2019

HUNTERDON

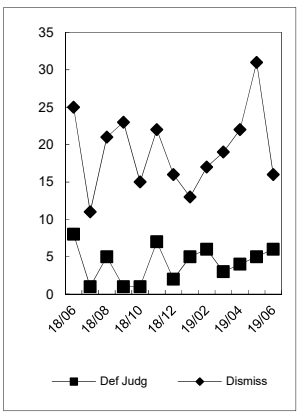
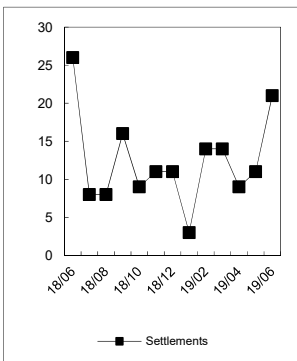
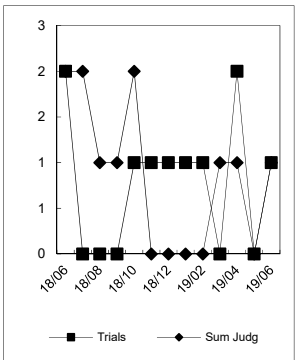
	Cases in Backlog															
	Track 1					Track 2				Track 3			Track 4			Total Backlog
	12 to 18 months	18 to 24 months	24 to 36 months	over 36 months	Total Track 1	18 to 24 months	24 to 36 months	over 36 months	Total Track 2	24 to 36 months	over 36 months	Total Track 3	24 to 36 months	over 36 months	Total Track 4	
Act on Neg Inst	0	0	0	0	0	0	0	0	0	0	0	0	0	0	0	0
Asbestos	0	0	0	0	0	0	0	0	0	0	0	0	0	0	0	0
Assault & Bat	0	0	0	0	0	0	0	0	0	0	0	0	0	0	0	0
Auto - Pers Inj	0	0	0	0	0	9	4	0	13	0	0	0	0	0	0	13
Auto - Property	0	0	0	0	0	0	0	0	0	0	0	0	0	0	0	0
Book Account	0	0	0	0	0	0	0	0	0	0	0	0	0	0	0	0
Civil Rights	0	0	0	0	0	0	0	0	0	0	0	0	0	0	0	0
Complex Comme	0	0	0	0	0	0	0	0	0	0	0	0	0	0	0	0
Condemnation	0	0	0	0	0	0	0	0	0	0	0	0	0	0	0	0
Construction	0	0	0	0	0	0	0	1	1	0	0	0	0	0	0	1
Contract/Comme	0	0	0	0	0	1	3	0	4	0	0	0	0	0	0	4
Employment	0	0	0	0	0	0	0	0	0	0	0	0	0	0	0	0
Lieu of P. Writ	0	0	0	0	0	0	0	0	0	0	0	0	0	0	0	0
Medical Malprac	0	0	0	0	0	0	0	0	0	1	1	2	0	0	0	2
Name Change	0	0	0	0	0	0	0	0	0	0	0	0	0	0	0	0
Other Insurance	0	0	0	0	0	0	0	0	0	0	0	0	0	0	0	0
Other MCL	0	0	0	0	0	0	0	0	0	0	0	0	0	0	0	0
Other Track 1	0	0	0	0	0	0	0	0	0	0	0	0	0	0	0	0
Other Track 3	0	0	0	0	0	0	0	0	0	0	2	2	0	0	0	2
Other Track 4	0	0	0	0	0	0	0	0	0	0	0	0	1	3	4	4
Personal Injury	0	0	0	0	0	4	6	0	10	0	0	0	0	0	0	10
Prod Liability	0	0	0	0	0	0	0	0	0	0	0	0	0	0	0	0
Prof Malpractic	0	0	0	0	0	0	0	0	0	2	0	2	0	0	0	2
PIP Coverage	0	0	0	0	0	0	0	0	0	0	0	0	0	0	0	0
Real Property	0	0	0	0	0	0	0	0	0	0	0	0	0	0	0	0
Tort Other	0	0	0	0	0	2	1	0	3	0	0	0	0	0	0	3
Toxic Tort	0	0	0	0	0	0	0	0	0	0	0	0	0	0	0	0
UM/UIM Bod Inj	0	0	0	0	0	0	0	0	0	0	0	0	0	0	0	0
<b>Total</b>	<b>0</b>	<b>0</b>	<b>0</b>	<b>0</b>	<b>0</b>	<b>16</b>	<b>14</b>	<b>1</b>	<b>31</b>	<b>3</b>	<b>3</b>	<b>6</b>	<b>1</b>	<b>3</b>	<b>4</b>	<b>41</b>

NOTE: Some Multicounty Litigation (MCL) cases were transferred in November 2014: Atlantic to Bergen = 8,935; Atlantic to Middlesex = 4,070.

**CIVIL RESOLUTION SUMMARY BY CASETYPE**  
**JULY 2018 - JUNE 2019**  
**HUNTERDON**

	Trial			Summary					Total	Percent resolved by					
	Jury	Nonjury	Total	Judgment	Settlement	Default Judgment	Dismiss	Other		Trial	Sum Jud	Settle	Default J	Dismiss	Other
Act on Neg Inst	0	0	0	1	2	1	0	0	4	0%	25%	50%	25%	0%	0%
Asbestos	0	0	0	0	0	0	0	0	0	0%	0%	0%	0%	0%	0%
Assault & Bat	0	0	0	0	1	0	1	0	2	0%	0%	50%	0%	50%	0%
Auto - Pers Inj	4	0	4	0	31	0	39	6	80	5%	0%	39%	0%	49%	8%
Auto - Property	0	0	0	0	2	1	3	0	6	0%	0%	33%	17%	50%	0%
Book Account	0	0	0	2	22	27	37	1	89	0%	2%	25%	30%	42%	1%
Civil Rights	0	0	0	0	1	0	1	1	3	0%	0%	33%	0%	33%	33%
Complex Commer	0	0	0	0	0	0	0	0	0	0%	0%	0%	0%	0%	0%
Condemnation	0	0	0	0	0	0	0	0	0	0%	0%	0%	0%	0%	0%
Construction	0	0	0	0	2	1	3	0	6	0%	0%	33%	17%	50%	0%
Contract/Commer	0	2	2	5	25	11	45	5	93	2%	5%	27%	12%	48%	5%
Employment	0	0	0	0	0	0	1	0	1	0%	0%	0%	0%	100%	0%
Lieu of P. Writ	0	0	0	0	0	0	9	0	9	0%	0%	0%	0%	100%	0%
Medical Malprac	0	0	0	0	1	0	5	1	7	0%	0%	14%	0%	71%	14%
Name Change	0	0	0	0	0	0	4	21	25	0%	0%	0%	0%	16%	84%
Other Insurance	0	0	0	0	2	0	2	1	5	0%	0%	40%	0%	40%	20%
Other MCL	0	0	0	0	0	0	0	0	0	0%	0%	0%	0%	0%	0%
Other Track 1	0	1	1	1	11	2	24	6	45	2%	2%	24%	4%	53%	13%
Other Track 3	0	0	0	0	4	0	10	1	15	0%	0%	27%	0%	67%	7%
Other Track 4	0	0	0	0	4	0	3	0	7	0%	0%	57%	0%	43%	0%
Personal Injury	1	0	1	0	18	2	24	6	51	2%	0%	35%	4%	47%	12%
Prod Liability	0	0	0	0	1	0	3	0	4	0%	0%	25%	0%	75%	0%
Prof Malpractic	0	0	0	0	3	0	0	0	3	0%	0%	100%	0%	0%	0%
PIP Coverage	0	0	0	0	0	0	1	0	1	0%	0%	0%	0%	100%	0%
Real Property	0	0	0	0	1	0	2	2	5	0%	0%	20%	0%	40%	40%
Tort Other	0	0	0	0	3	1	4	1	9	0%	0%	33%	11%	44%	11%
Toxic Tort	0	0	0	0	0	0	0	0	0	0%	0%	0%	0%	0%	0%
UM/UM Bod Inj	0	0	0	0	1	0	5	0	6	0%	0%	17%	0%	83%	0%
<b>Total</b>	<b>5</b>	<b>3</b>	<b>8</b>	<b>9</b>	<b>135</b>	<b>46</b>	<b>226</b>	<b>52</b>	<b>476</b>	<b>2%</b>	<b>2%</b>	<b>28%</b>	<b>10%</b>	<b>47%</b>	<b>11%</b>

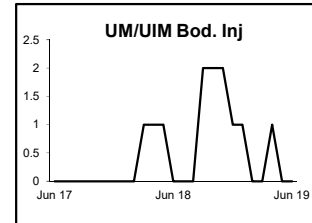
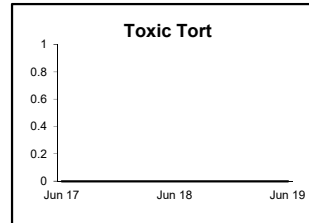
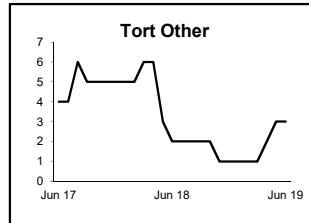
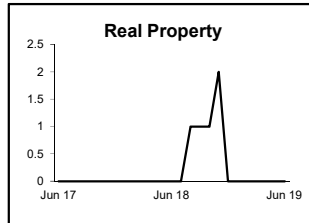
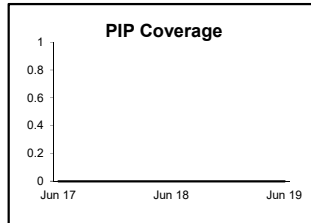
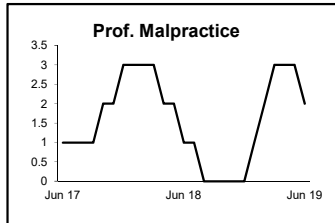
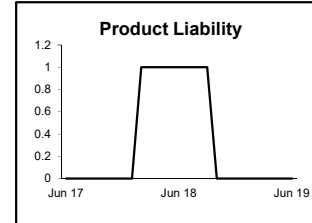
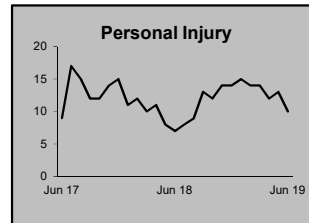
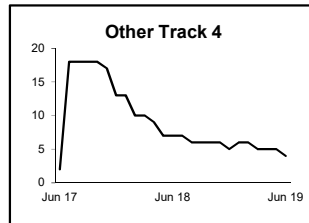
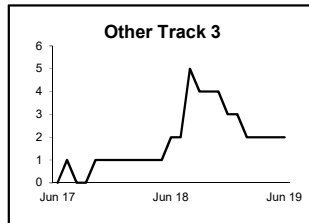
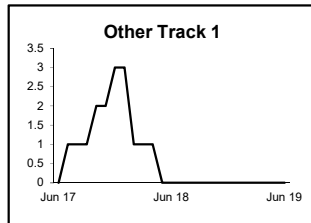
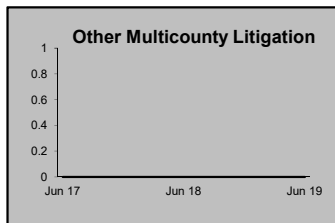
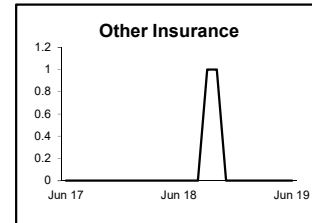

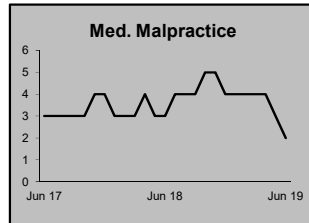
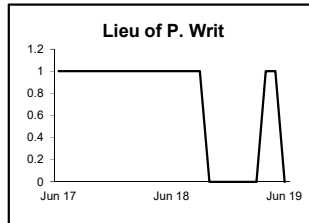
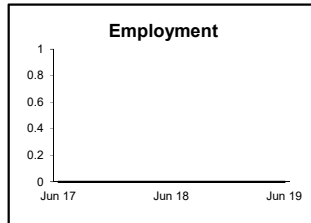
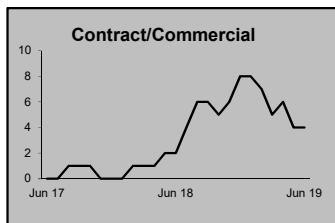
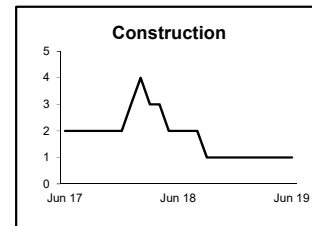
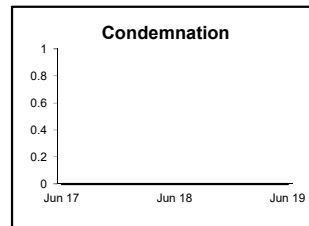
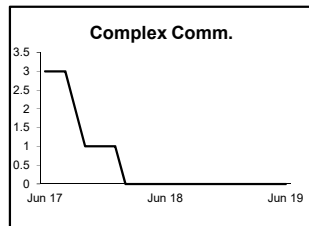
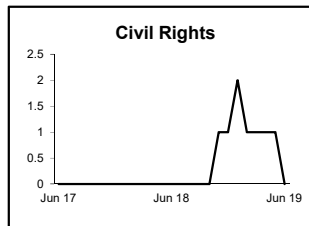
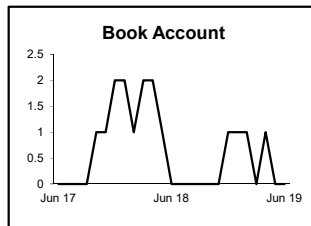

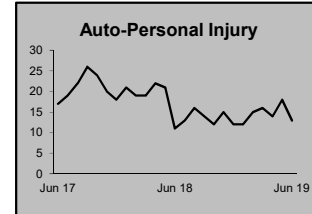
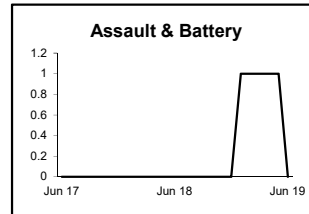
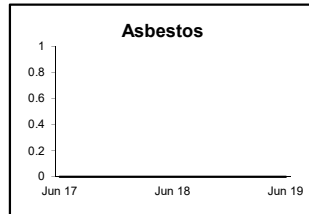
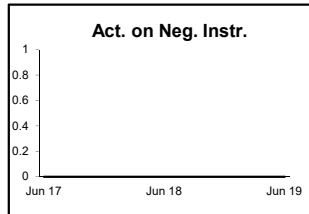
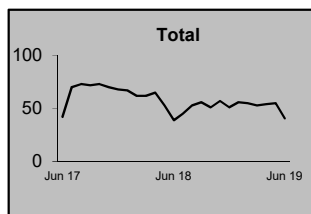
Monthly Resolutions



NOTE: Some Multicounty Litigation (MCL) cases were transferred in November 2014: Atlantic to Bergen = 8,935; Atlantic to Middlesex = 4,070.

## CIVIL BACKLOG BY CASETYPE JUNE 2019 HUNTERDON

	Total Backlog	% chg
Jun 17	42	
Jun 18	39	-7%
Jun 19	41	5%



1) Casetypes with the state's largest backlogs are highlighted.

2) Some Multicounty Litigation (MCL) cases were transferred in November 2014: Atlantic to Bergen = 8,935; Atlantic to Middlesex = 4,070.

**CIVIL CASELOAD SUMMARY BY CASETYPE**

**JULY 2018 -JUNE 2019**

**MERCER**

	Filings			Resolutions			Clearance		Backlog			Backlog Percent		Backlog Per 100 Monthly Filings		Active Pending		
	Jul 2017 to June 2018	Jul 2018 to June 2019	percent change	Jul 2017 to June 2018	Jul 2018 to June 2019	percent change	Jul 2018 - June 2019		June 2018	June 2019	percent change	June 2018	June 2019	June 2018	June 2019	June 2018	June 2019	percent change
							number	percent										
Act on Neg Inst	3	5	67%	12	2	-83%	-3	40%	0	0	0%	0%	0%	0	0	0	3	
Asbestos	0	1		0	0	0%	-1	0%	0	0	0%	0%	0%	0	0	0	0%	
Assault & Bat	4	5	25%	2	6	200%	1	120%	3	3	0%	30%	23%	900	720	10	13	30%
Auto - Pers Inj	909	843	-7%	934	947	1%	104	112%	222	221	0%	19%	20%	293	315	1,192	1,094	-8%
Auto - Property	34	31	-9%	28	34	21%	3	110%	2	3	50%	8%	13%	71	116	26	23	-12%
Book Account	314	247	-21%	401	279	-30%	32	113%	3	1	-67%	2%	1%	11	5	136	94	-31%
Civil Rights	49	46	-6%	32	43	34%	-3	93%	5	5	0%	13%	12%	122	130	40	43	8%
Complex Comme	8	14	75%	10	15	50%	1	107%	7	9	29%	39%	47%	1,050	771	18	19	6%
Condemnation	8	3	-63%	4	6	50%	3	200%	0	4		0%	50%	0	1,600	12	8	-33%
Construction	21	23	10%	25	20	-20%	-3	87%	5	5	0%	26%	20%	286	261	19	25	32%
Contract/Comme	375	349	-7%	280	393	40%	44	113%	13	21	62%	5%	9%	42	72	255	232	-9%
Employment	13	24	85%	9	27	200%	3	113%	3	1	-67%	23%	7%	277	50	13	15	15%
Lieu of P. Writ	22	37	68%	28	35	25%	-2	95%	0	1		0%	5%	0	32	14	21	50%
Medical Malprac	40	48	20%	53	50	-6%	2	104%	19	18	-5%	23%	22%	570	450	81	81	0%
Name Change	143	74	-48%	143	87	-39%	13	118%	0	0	0%	0%	0%	0	0	20	10	-50%
Other Insurance	44	57	30%	41	49	20%	-8	86%	4	2	-50%	13%	6%	109	42	31	34	10%
Other MCL	0	0	0%	0	0	0%	0	100%	0	0	0%	0%	0%	0	0	0	0	0%
Other Track 1	207	208	0%	232	179	-23%	-29	86%	3	1	-67%	4%	1%	17	6	73	78	7%
Other Track 3	111	119	7%	106	95	-10%	-24	80%	22	27	23%	16%	17%	238	272	137	161	18%
Other Track 4	10	11	10%	14	18	29%	7	164%	26	16	-38%	68%	52%	3,120	1,745	38	31	-18%
Personal Injury	439	420	-4%	471	425	-10%	5	101%	116	99	-15%	22%	19%	317	283	539	525	-3%
Prod Liability	19	10	-47%	12	20	67%	10	200%	2	3	50%	9%	21%	126	360	23	14	-39%
Prof Malpractic	35	30	-14%	40	36	-10%	6	120%	9	16	78%	14%	26%	309	640	63	62	-2%
PIP Coverage	9	9	0%	14	10	-29%	1	111%	1	0	-100%	25%	0%	133	0	4	2	-50%
Real Property	13	14	8%	21	6	-71%	-8	43%	0	0	0%	0%	0%	0	0	3	8	167%
Tort Other	85	84	-1%	77	96	25%	12	114%	10	6	-40%	12%	9%	141	86	85	70	-18%
Toxic Tort	0	0	0%	1	1	0%	1	100%	1	1	0%	50%	50%			2	2	0%
UM/UIIM Bod Inj	58	63	9%	60	62	3%	-1	98%	11	13	18%	15%	18%	228	248	71	72	1%
<b>Total</b>	<b>2,973</b>	<b>2,775</b>	<b>-7%</b>	<b>3,050</b>	<b>2,941</b>	<b>-4%</b>	<b>166</b>	<b>106%</b>	<b>487</b>	<b>476</b>	<b>-2%</b>	<b>17%</b>	<b>17%</b>	<b>197</b>	<b>206</b>	<b>2,905</b>	<b>2,740</b>	<b>-6%</b>

NOTE: Some Multicounty Litigation (MCL) cases were transferred in November 2014: Atlantic to Bergen = 8,935; Atlantic to Middlesex = 4,070.

**CIVIL BACKLOG SUMMARY BY CASETYPE**

**June 2019**

**MERCER**

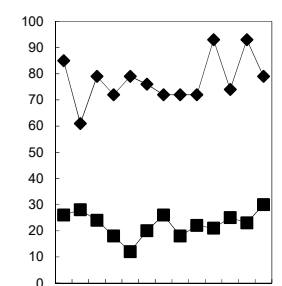
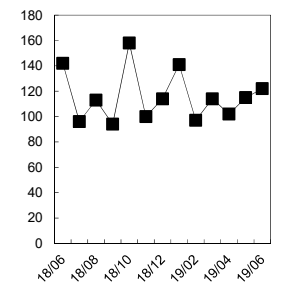
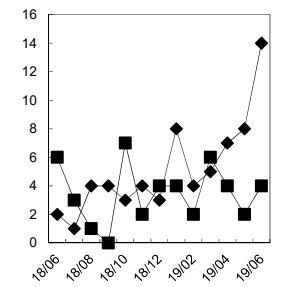
	<b>Cases in Backlog</b>															
	Track 1					Track 2				Track 3			Track 4			Total Backlog
	12 to 18 months	18 to 24 months	24 to 36 months	over 36 months	Total Track 1	18 to 24 months	24 to 36 months	over 36 months	Total Track 2	24 to 36 months	over 36 months	Total Track 3	24 to 36 months	over 36 months	Total Track 4	
Act on Neg Inst	0	0	0	0	0	0	0	0	0	0	0	0	0	0	0	0
Asbestos	0	0	0	0	0	0	0	0	0	0	0	0	0	0	0	0
Assault & Bat	0	0	0	0	0	0	0	0	0	2	1	3	0	0	0	3
Auto - Pers Inj	0	0	0	0	0	114	94	13	221	0	0	0	0	0	0	221
Auto - Property	0	0	0	0	0	3	0	0	3	0	0	0	0	0	0	3
Book Account	1	0	0	0	1	0	0	0	0	0	0	0	0	0	0	1
Civil Rights	0	0	0	0	0	0	0	0	0	2	3	5	0	0	0	5
Complex Comme	0	0	0	0	0	0	0	0	0	0	0	0	4	5	9	9
Condemnation	0	0	0	0	0	0	0	0	0	4	0	4	0	0	0	4
Construction	0	0	0	0	0	2	1	1	4	0	0	0	0	1	1	5
Contract/Comme	0	0	0	0	0	9	9	0	18	0	0	0	0	3	3	21
Employment	0	0	0	0	0	1	0	0	1	0	0	0	0	0	0	1
Lieu of P. Writ	0	0	0	0	0	0	0	0	0	0	0	0	1	0	1	1
Medical Malprac	0	0	0	0	0	0	0	0	0	14	4	18	0	0	0	18
Name Change	0	0	0	0	0	0	0	0	0	0	0	0	0	0	0	0
Other Insurance	1	0	0	0	1	0	0	0	0	0	0	0	0	1	1	2
Other MCL	0	0	0	0	0	0	0	0	0	0	0	0	0	0	0	0
Other Track 1	0	0	0	0	0	1	0	0	1	0	0	0	0	0	0	1
Other Track 3	0	0	0	0	0	0	0	0	0	18	9	27	0	0	0	27
Other Track 4	0	0	0	0	0	0	0	0	0	0	0	0	2	14	16	16
Personal Injury	0	0	0	0	0	54	37	7	98	0	0	0	0	1	1	99
Prod Liability	0	0	0	0	0	0	0	0	0	3	0	3	0	0	0	3
Prof Malpractic	0	0	0	0	0	0	0	0	0	13	3	16	0	0	0	16
PIP Coverage	0	0	0	0	0	0	0	0	0	0	0	0	0	0	0	0
Real Property	0	0	0	0	0	0	0	0	0	0	0	0	0	0	0	0
Tort Other	0	0	0	0	0	3	1	1	5	0	0	0	0	1	1	6
Toxic Tort	0	0	0	0	0	0	0	0	0	1	0	1	0	0	0	1
UM/UIM Bod Inj	0	0	0	0	0	8	5	0	13	0	0	0	0	0	0	13
<b>Total</b>	<b>2</b>	<b>0</b>	<b>0</b>	<b>0</b>	<b>2</b>	<b>195</b>	<b>147</b>	<b>22</b>	<b>364</b>	<b>57</b>	<b>20</b>	<b>77</b>	<b>7</b>	<b>26</b>	<b>33</b>	<b>476</b>

NOTE: Some Multicounty Litigation (MCL) cases were transferred in November 2014: Atlantic to Bergen = 8,935; Atlantic to Middlesex = 4,070.

**CIVIL RESOLUTION SUMMARY BY CASETYPE**  
**JULY 2018 - JUNE 2019**  
**MERCER**

	Trial			Summary					Total	Percent resolved by					
	Jury	Nonjury	Total	Judgment	Settlement	Default Judgment	Dismiss	Other		Trial	Sum Jud	Settle	Default J	Dismiss	Other
Act on Neg Inst	0	0	0	0	0	1	1	0	2	0%	0%	0%	50%	50%	0%
Asbestos	0	0	0	0	0	0	0	0	0	0%	0%	0%	0%	0%	0%
Assault & Bat	0	0	0	0	2	0	4	0	6	0%	0%	33%	0%	67%	0%
Auto - Pers Inj	25	0	25	10	646	7	229	30	947	3%	1%	68%	1%	24%	3%
Auto - Property	0	0	0	1	14	4	14	1	34	0%	3%	41%	12%	41%	3%
Book Account	0	0	0	5	72	101	93	8	279	0%	2%	26%	36%	33%	3%
Civil Rights	0	0	0	1	7	0	23	12	43	0%	2%	16%	0%	53%	28%
Complex Commer	0	1	1	1	6	1	5	1	15	7%	7%	40%	7%	33%	7%
Condemnation	0	0	0	3	1	0	1	1	6	0%	50%	17%	0%	17%	17%
Construction	0	0	0	0	9	2	8	1	20	0%	0%	45%	10%	40%	5%
Contract/Commer	0	3	3	7	92	117	156	18	393	1%	2%	23%	30%	40%	5%
Employment	1	0	1	0	5	0	17	4	27	4%	0%	19%	0%	63%	15%
Lieu of P. Writ	0	0	0	4	5	0	23	3	35	0%	11%	14%	0%	66%	9%
Medical Malprac	2	0	2	2	29	0	14	3	50	4%	4%	58%	0%	28%	6%
Name Change	0	0	0	0	0	0	13	74	87	0%	0%	0%	0%	15%	85%
Other Insurance	0	0	0	2	17	4	21	5	49	0%	4%	35%	8%	43%	10%
Other MCL	0	0	0	0	0	0	0	0	0	0%	0%	0%	0%	0%	0%
Other Track 1	0	0	0	8	38	4	82	47	179	0%	4%	21%	2%	46%	26%
Other Track 3	2	0	2	8	39	0	31	15	95	2%	8%	41%	0%	33%	16%
Other Track 4	0	0	0	0	14	1	2	1	18	0%	0%	78%	6%	11%	6%
Personal Injury	3	0	3	7	264	8	101	42	425	1%	2%	62%	2%	24%	10%
Prod Liability	0	0	0	0	9	0	8	3	20	0%	0%	45%	0%	40%	15%
Prof Malpractic	0	0	0	1	27	1	7	0	36	0%	3%	75%	3%	19%	0%
PIP Coverage	0	0	0	0	2	0	4	4	10	0%	0%	20%	0%	40%	40%
Real Property	0	0	0	0	1	1	3	1	6	0%	0%	17%	17%	50%	17%
Tort Other	0	0	0	5	32	12	41	6	96	0%	5%	33%	13%	43%	6%
Toxic Tort	0	0	0	0	0	0	1	0	1	0%	0%	0%	0%	100%	0%
UM/UM Bod Inj	2	0	2	0	35	3	20	2	62	3%	0%	56%	5%	32%	3%
<b>Total</b>	<b>35</b>	<b>4</b>	<b>39</b>	<b>65</b>	<b>1,366</b>	<b>267</b>	<b>922</b>	<b>282</b>	<b>2,941</b>	<b>1%</b>	<b>2%</b>	<b>46%</b>	<b>9%</b>	<b>31%</b>	<b>10%</b>

Monthly Resolutions

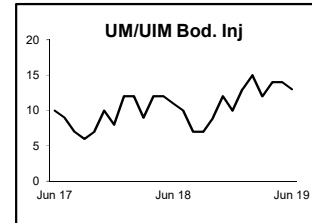
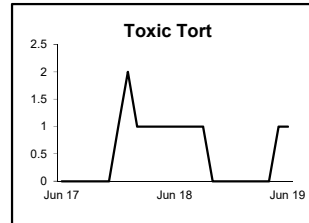
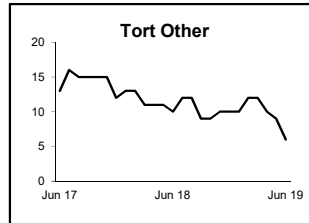
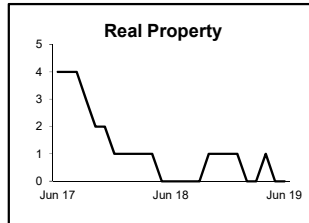
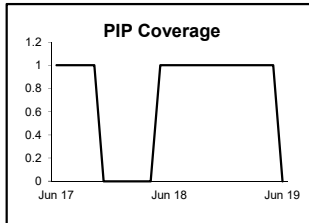
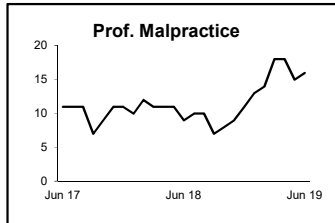
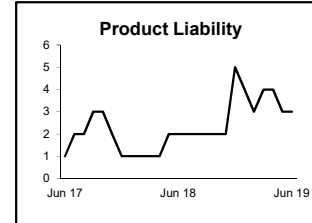
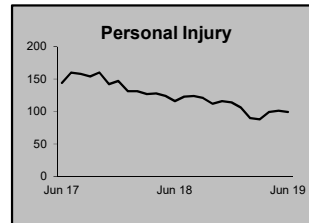
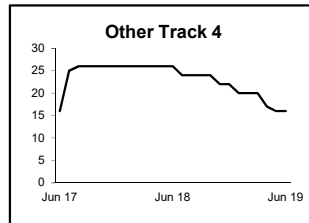
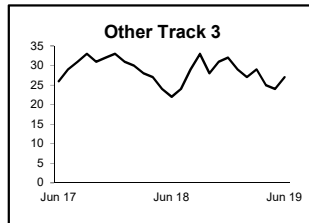
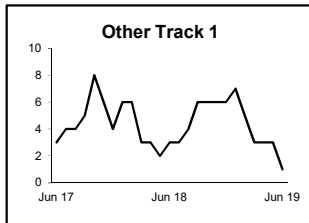
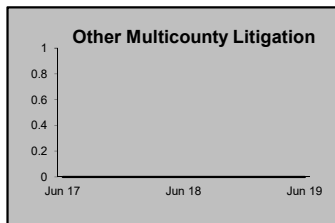
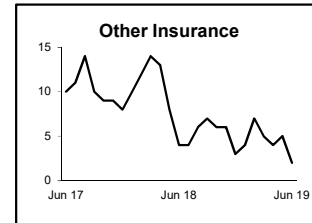

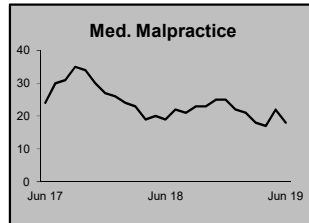
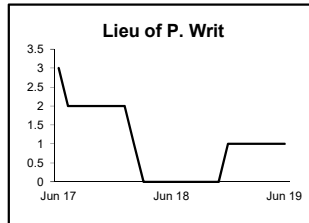
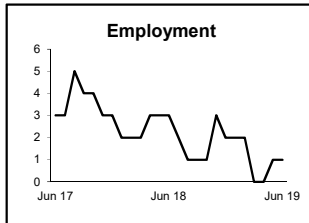
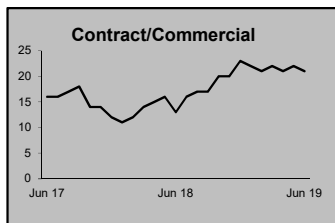
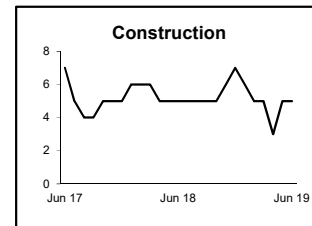
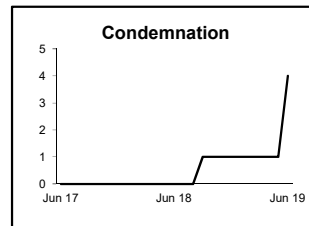
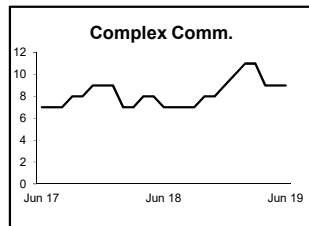
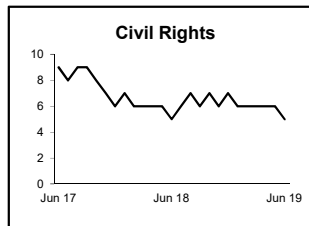
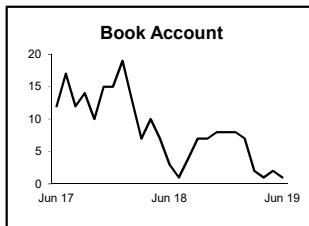
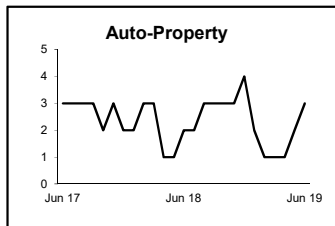
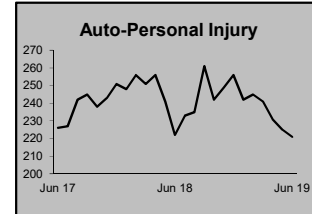
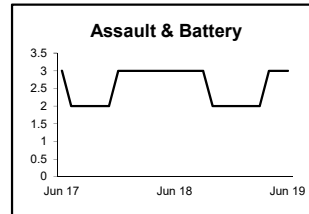
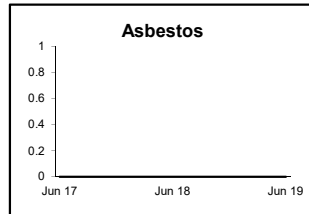
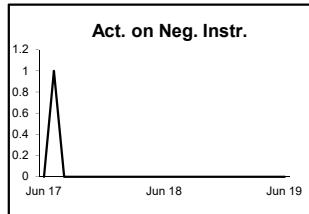
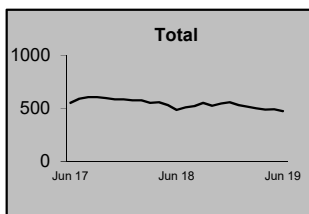


NOTE: Some Multicounty Litigation (MCL) cases were transferred in November 2014: Atlantic to Bergen = 8,935; Atlantic to Middlesex = 4,070.



**CIVIL BACKLOG BY CASETYPE  
JUNE 2019  
MERCER**

	<b>Total</b>	<b>% chg</b>
Jun 17	552	
Jun 18	487	-12%
Jun 19	476	-2%



1) Casetypes with the state's largest backlogs are highlighted.

2) Some Multicounty Litigation (MCL) cases were transferred in November 2014: Atlantic to Bergen = 8,935; Atlantic to Middlesex = 4,070.

**CIVIL CASELOAD SUMMARY BY CASETYPE**  
**JULY 2018 -JUNE 2019**  
**MIDDLESEX**

	Filings			Resolutions			Clearance		Backlog			Backlog Percent		Backlog Per 100 Monthly Filings		Active Pending		
	Jul 2017	Jul 2018	percent change	Jul 2017	Jul 2018	percent change	Jul 2018 - June 2019		June 2018	June 2019	percent change	June 2018	June 2019	June 2018	June 2019	June 2018	June 2019	percent change
	to June 2018	to June 2019		number	percent													
Act on Neg Inst	30	<b>26</b>	-13%	32	<b>22</b>	-31%	<b>-4</b>	<b>85%</b>	0	<b>1</b>		0%	<b>6%</b>	0	<b>46</b>	15	<b>17</b>	13%
Asbestos	188	<b>191</b>	2%	102	<b>100</b>	-2%	<b>-91</b>	<b>52%</b>	201	<b>245</b>	22%	43%	<b>44%</b>	1,283	<b>1,539</b>	469	<b>562</b>	20%
Assault & Bat	15	<b>7</b>	-53%	12	<b>13</b>	8%	<b>6</b>	<b>186%</b>	2	<b>3</b>	50%	11%	<b>25%</b>	160	<b>514</b>	18	<b>12</b>	-33%
Auto - Pers Inj	3,354	<b>3,377</b>	1%	3,354	<b>3,544</b>	6%	<b>167</b>	<b>105%</b>	649	<b>520</b>	-20%	16%	<b>13%</b>	232	<b>185</b>	4,135	<b>3,973</b>	-4%
Auto - Property	75	<b>64</b>	-15%	59	<b>74</b>	25%	<b>10</b>	<b>116%</b>	4	<b>5</b>	25%	6%	<b>10%</b>	64	<b>94</b>	62	<b>52</b>	-16%
Book Account	777	<b>752</b>	-3%	878	<b>752</b>	-14%	<b>0</b>	<b>100%</b>	2	<b>12</b>	500%	1%	<b>4%</b>	3	<b>19</b>	357	<b>327</b>	-8%
Civil Rights	37	<b>31</b>	-16%	31	<b>32</b>	3%	<b>1</b>	<b>103%</b>	4	<b>4</b>	0%	13%	<b>13%</b>	130	<b>155</b>	32	<b>30</b>	-6%
Complex Comm	31	<b>23</b>	-26%	40	<b>24</b>	-40%	<b>1</b>	<b>104%</b>	16	<b>19</b>	19%	37%	<b>42%</b>	619	<b>991</b>	43	<b>45</b>	5%
Condemnation	30	<b>16</b>	-47%	65	<b>13</b>	-80%	<b>-3</b>	<b>81%</b>	0	<b>0</b>	0%	0%	<b>0%</b>	0	<b>0</b>	6	<b>9</b>	50%
Construction	57	<b>46</b>	-19%	51	<b>70</b>	37%	<b>24</b>	<b>152%</b>	9	<b>4</b>	-56%	15%	<b>12%</b>	189	<b>104</b>	61	<b>34</b>	-44%
Contract/Comm	843	<b>850</b>	1%	892	<b>904</b>	1%	<b>54</b>	<b>106%</b>	33	<b>15</b>	-55%	6%	<b>3%</b>	47	<b>21</b>	566	<b>560</b>	-1%
Employment	47	<b>34</b>	-28%	53	<b>32</b>	-40%	<b>-2</b>	<b>94%</b>	2	<b>0</b>	-100%	6%	<b>0%</b>	51	<b>0</b>	31	<b>30</b>	-3%
Lieu of P. Writ	40	<b>22</b>	-45%	28	<b>30</b>	7%	<b>8</b>	<b>136%</b>	2	<b>3</b>	50%	7%	<b>14%</b>	60	<b>164</b>	30	<b>21</b>	-30%
Medical Malprac	138	<b>138</b>	0%	133	<b>172</b>	29%	<b>34</b>	<b>125%</b>	83	<b>59</b>	-29%	31%	<b>25%</b>	722	<b>513</b>	265	<b>234</b>	-12%
Name Change	204	<b>149</b>	-27%	239	<b>143</b>	-40%	<b>-6</b>	<b>96%</b>	1	<b>0</b>	-100%	6%	<b>0%</b>	6	<b>0</b>	16	<b>24</b>	50%
Other Insurance	50	<b>62</b>	24%	64	<b>44</b>	-31%	<b>-18</b>	<b>71%</b>	0	<b>1</b>		0%	<b>3%</b>	0	<b>19</b>	25	<b>31</b>	24%
Other MCL	14	<b>1,958</b>	>999%	838	<b>489</b>	-42%	<b>-1469</b>	<b>25%</b>	2,889	<b>2,609</b>	-10%	100%	<b>59%</b>	247,629	<b>1,599</b>	2,899	<b>4,444</b>	53%
Other Track 1	299	<b>315</b>	5%	297	<b>276</b>	-7%	<b>-39</b>	<b>88%</b>	5	<b>4</b>	-20%	3%	<b>3%</b>	20	<b>15</b>	144	<b>160</b>	11%
Other Track 3	232	<b>189</b>	-19%	207	<b>205</b>	-1%	<b>16</b>	<b>108%</b>	14	<b>20</b>	43%	6%	<b>8%</b>	72	<b>127</b>	249	<b>238</b>	-4%
Other Track 4	31	<b>20</b>	-35%	27	<b>16</b>	-41%	<b>-4</b>	<b>80%</b>	8	<b>10</b>	25%	26%	<b>29%</b>	310	<b>600</b>	31	<b>35</b>	13%
Personal Injury	1,228	<b>1,117</b>	-9%	1,243	<b>1,243</b>	0%	<b>126</b>	<b>111%</b>	248	<b>188</b>	-24%	17%	<b>14%</b>	242	<b>202</b>	1,491	<b>1,361</b>	-9%
Prod Liability	282	<b>489</b>	73%	217	<b>380</b>	75%	<b>-109</b>	<b>78%</b>	22	<b>21</b>	-5%	15%	<b>11%</b>	94	<b>52</b>	148	<b>189</b>	28%
Prof Malpractic	52	<b>49</b>	-6%	70	<b>62</b>	-11%	<b>13</b>	<b>127%</b>	14	<b>8</b>	-43%	18%	<b>10%</b>	323	<b>196</b>	80	<b>77</b>	-4%
PIP Coverage	31	<b>32</b>	3%	32	<b>23</b>	-28%	<b>-9</b>	<b>72%</b>	0	<b>0</b>	0%	0%	<b>0%</b>	0	<b>0</b>	9	<b>16</b>	78%
Real Property	27	<b>16</b>	-41%	26	<b>15</b>	-42%	<b>-1</b>	<b>94%</b>	0	<b>2</b>		0%	<b>20%</b>	0	<b>150</b>	14	<b>10</b>	-29%
Tort Other	148	<b>147</b>	-1%	145	<b>181</b>	25%	<b>34</b>	<b>123%</b>	31	<b>9</b>	-71%	20%	<b>7%</b>	251	<b>73</b>	154	<b>124</b>	-19%
Toxic Tort	3	<b>3</b>	0%	4	<b>4</b>	0%	<b>1</b>	<b>133%</b>	1	<b>1</b>	0%	20%	<b>25%</b>	400	<b>400</b>	5	<b>4</b>	-20%
UM/UIIM Bod Inj	230	<b>193</b>	-16%	229	<b>282</b>	23%	<b>89</b>	<b>146%</b>	53	<b>40</b>	-25%	17%	<b>18%</b>	277	<b>249</b>	306	<b>227</b>	-26%
<b>Total</b>	<b>8,493</b>	<b>10,316</b>	<b>21%</b>	<b>9,368</b>	<b>9,145</b>	<b>-2%</b>	<b>-1171</b>	<b>89%</b>	<b>4,293</b>	<b>3,803</b>	<b>-11%</b>	<b>37%</b>	<b>30%</b>	<b>607</b>	<b>442</b>	<b>11,661</b>	<b>12,846</b>	<b>10%</b>

NOTE: Some Multicounty Litigation (MCL) cases were transferred in November 2014: Atlantic to Bergen = 8,935; Atlantic to Middlesex = 4,070.

**CIVIL BACKLOG SUMMARY BY CASETYPE**

**June 2019**

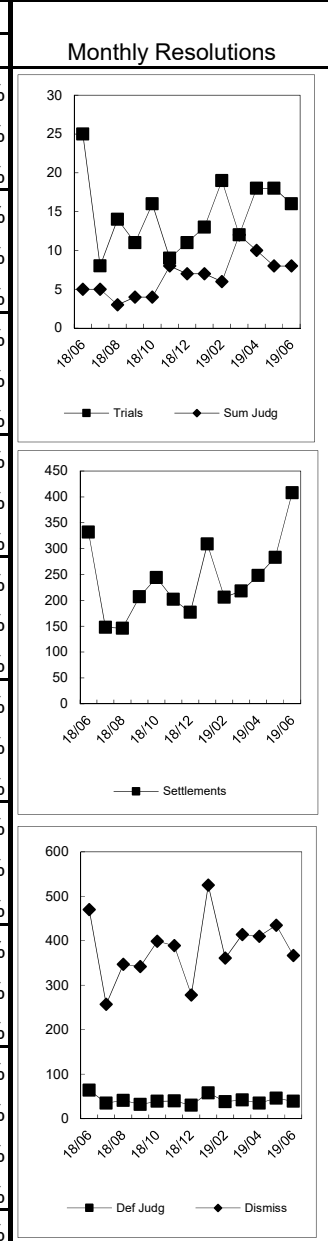
**MIDDLESEX**

	<b>Cases in Backlog</b>															
	Track 1					Track 2				Track 3			Track 4			Total Backlog
	12 to 18 months	18 to 24 months	24 to 36 months	over 36 months	Total Track 1	18 to 24 months	24 to 36 months	over 36 months	Total Track 2	24 to 36 months	over 36 months	Total Track 3	24 to 36 months	over 36 months	Total Track 4	
Act on Neg Inst	1	0	0	0	1	0	0	0	0	0	0	0	0	0	0	1
Asbestos	0	0	0	0	0	0	0	0	0	0	0	0	76	169	245	245
Assault & Bat	0	0	0	0	0	0	0	0	0	3	0	3	0	0	0	3
Auto - Pers Inj	0	0	0	0	0	385	131	4	520	0	0	0	0	0	0	520
Auto - Property	0	0	0	0	0	4	1	0	5	0	0	0	0	0	0	5
Book Account	10	1	1	0	12	0	0	0	0	0	0	0	0	0	0	12
Civil Rights	0	0	0	0	0	0	0	0	0	3	1	4	0	0	0	4
Complex Comme	0	0	0	0	0	0	0	0	0	0	0	0	7	12	19	19
Condemnation	0	0	0	0	0	0	0	0	0	0	0	0	0	0	0	0
Construction	0	0	0	0	0	3	1	0	4	0	0	0	0	0	0	4
Contract/Comme	0	0	0	0	0	8	4	3	15	0	0	0	0	0	0	15
Employment	0	0	0	0	0	0	0	0	0	0	0	0	0	0	0	0
Lieu of P. Writ	0	0	0	0	0	0	0	0	0	0	0	0	1	2	3	3
Medical Malprac	0	0	0	0	0	0	0	0	0	44	15	59	0	0	0	59
Name Change	0	0	0	0	0	0	0	0	0	0	0	0	0	0	0	0
Other Insurance	1	0	0	0	1	0	0	0	0	0	0	0	0	0	0	1
Other MCL	0	0	0	0	0	0	0	0	0	0	0	0	6	2,603	2,609	2,609
Other Track 1	4	0	0	0	4	0	0	0	0	0	0	0	0	0	0	4
Other Track 3	0	0	0	0	0	0	0	0	0	20	0	20	0	0	0	20
Other Track 4	0	0	0	0	0	0	0	0	0	0	0	0	4	6	10	10
Personal Injury	0	0	0	0	0	123	62	3	188	0	0	0	0	0	0	188
Prod Liability	0	0	0	0	0	0	0	0	0	13	8	21	0	0	0	21
Prof Malpractic	0	0	0	0	0	0	0	0	0	5	3	8	0	0	0	8
PIP Coverage	0	0	0	0	0	0	0	0	0	0	0	0	0	0	0	0
Real Property	2	0	0	0	2	0	0	0	0	0	0	0	0	0	0	2
Tort Other	0	0	0	0	0	5	3	1	9	0	0	0	0	0	0	9
Toxic Tort	0	0	0	0	0	0	0	0	0	0	1	1	0	0	0	1
UM/UIM Bod Inj	0	0	0	0	0	27	13	0	40	0	0	0	0	0	0	40
<b>Total</b>	<b>18</b>	<b>1</b>	<b>1</b>	<b>0</b>	<b>20</b>	<b>555</b>	<b>215</b>	<b>11</b>	<b>781</b>	<b>88</b>	<b>28</b>	<b>116</b>	<b>94</b>	<b>2,792</b>	<b>2,886</b>	<b>3,803</b>

NOTE: Some Multicounty Litigation (MCL) cases were transferred in November 2014: Atlantic to Bergen = 8,935; Atlantic to Middlesex = 4,070.

**CIVIL RESOLUTION SUMMARY BY CASETYPE**  
**JULY 2018 - JUNE 2019**  
**MIDDLESEX**

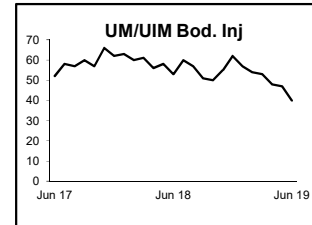
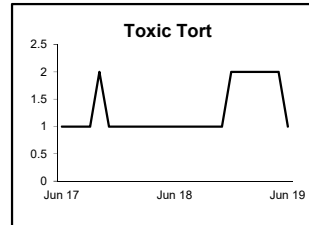
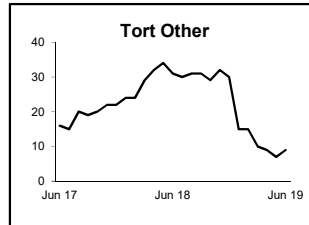
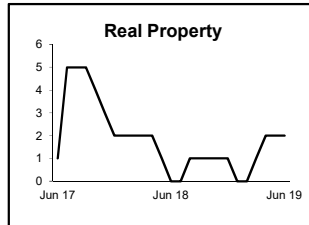
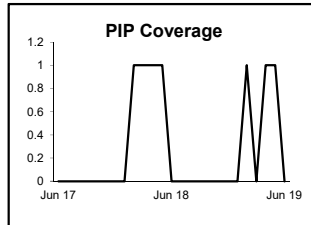
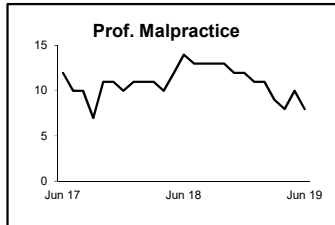
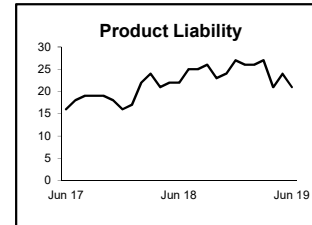
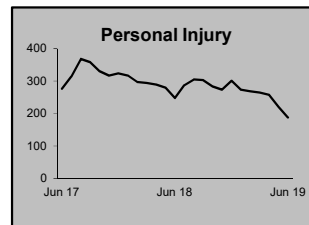
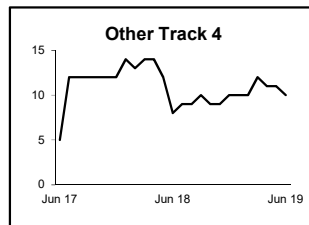
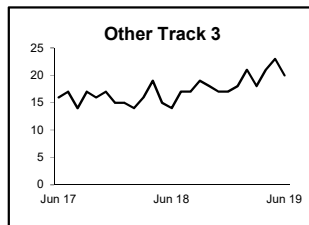
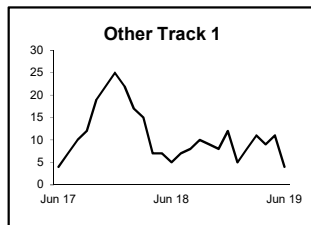
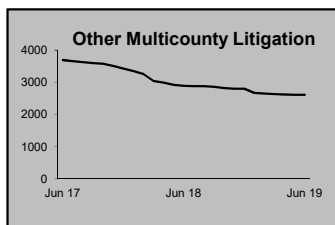
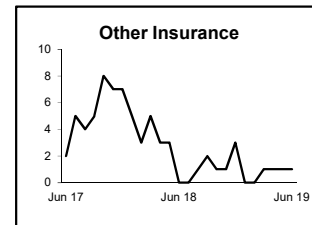
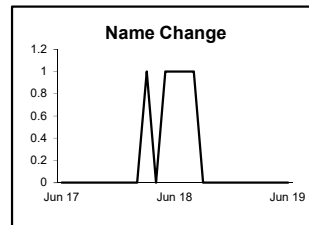
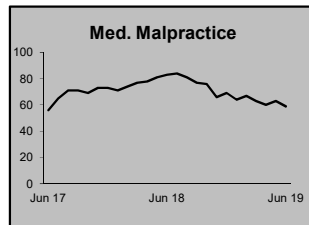
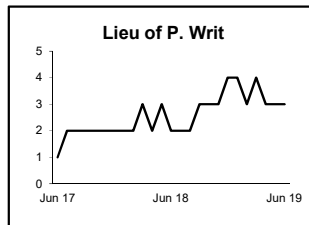
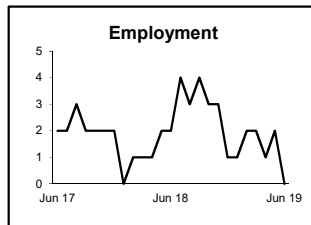
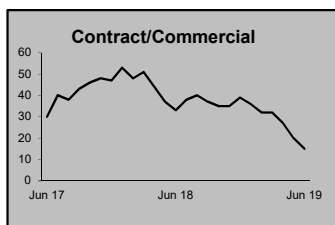
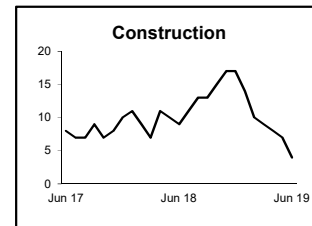
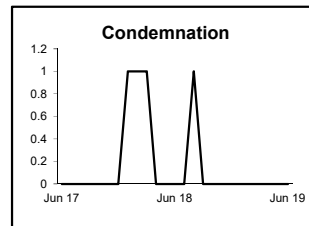
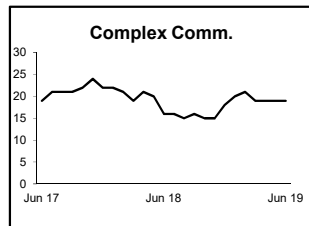
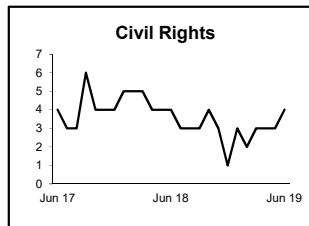
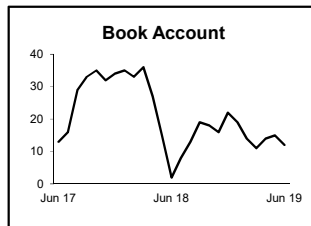
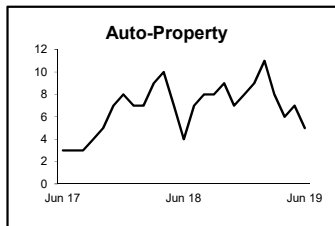
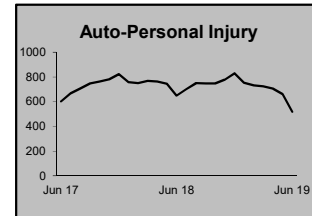
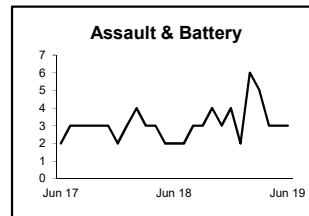
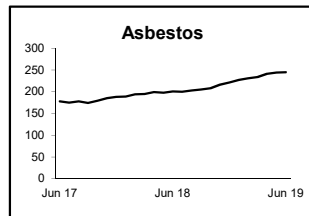
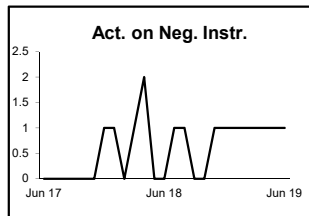
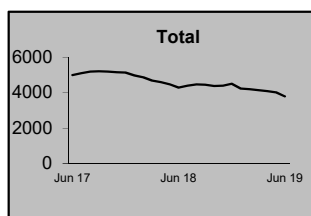
	Trial			Summary					Total	Percent resolved by					
	Jury	Nonjury	Total	Judgment	Settlement	Default	Dismiss	Other		Trial	Sum Jud	Settle	Default J	Dismiss	Other
Act on Neg Inst	0	1	1	1	1	6	11	2	22	5%	5%	5%	27%	50%	9%
Asbestos	3	0	3	0	59	0	30	8	100	3%	0%	59%	0%	30%	8%
Assault & Bat	0	0	0	0	5	0	7	1	13	0%	0%	38%	0%	54%	8%
Auto - Pers Inj	86	6	92	8	1,492	1	1,773	178	3,544	3%	0%	42%	0%	50%	5%
Auto - Property	0	0	0	1	22	10	37	4	74	0%	1%	30%	14%	50%	5%
Book Account	0	0	0	16	135	239	346	16	752	0%	2%	18%	32%	46%	2%
Civil Rights	0	0	0	1	4	0	22	5	32	0%	3%	13%	0%	69%	16%
Complex Commer	0	0	0	0	6	0	14	4	24	0%	0%	25%	0%	58%	17%
Condemnation	0	0	0	0	4	0	9	0	13	0%	0%	31%	0%	69%	0%
Construction	1	2	3	1	12	4	45	5	70	4%	1%	17%	6%	64%	7%
Contract/Commer	5	9	14	18	170	166	498	38	904	2%	2%	19%	18%	55%	4%
Employment	0	0	0	0	3	0	24	5	32	0%	0%	9%	0%	75%	16%
Lieu of P. Writ	0	0	0	2	3	0	23	2	30	0%	7%	10%	0%	77%	7%
Medical Malprac	17	0	17	2	66	0	73	14	172	10%	1%	38%	0%	42%	8%
Name Change	0	0	0	0	0	0	11	132	143	0%	0%	0%	0%	8%	92%
Other Insurance	0	0	0	2	3	1	32	6	44	0%	5%	7%	2%	73%	14%
Other MCL	0	0	0	1	2	0	323	163	489	0%	0%	0%	0%	66%	33%
Other Track 1	0	0	0	9	38	20	157	52	276	0%	3%	14%	7%	57%	19%
Other Track 3	2	0	2	0	58	1	112	32	205	1%	0%	28%	0%	55%	16%
Other Track 4	0	0	0	1	2	2	10	1	16	0%	6%	13%	13%	63%	6%
Personal Injury	19	0	19	8	514	12	595	95	1,243	2%	1%	41%	1%	48%	8%
Prod Liability	0	0	0	0	24	1	39	316	380	0%	0%	6%	0%	10%	83%
Prof Malpractic	0	0	0	2	23	1	36	0	62	0%	3%	37%	2%	58%	0%
PIP Coverage	0	0	0	1	5	0	17	0	23	0%	4%	22%	0%	74%	0%
Real Property	0	0	0	2	4	3	2	4	15	0%	13%	27%	20%	13%	27%
Tort Other	1	1	2	2	36	7	121	13	181	1%	1%	20%	4%	67%	7%
Toxic Tort	0	0	0	0	0	0	2	2	4	0%	0%	0%	0%	50%	50%
UM/UIM Bod Inj	12	0	12	4	105	1	155	5	282	4%	1%	37%	0%	55%	2%
<b>Total</b>	<b>146</b>	<b>19</b>	<b>165</b>	<b>82</b>	<b>2,796</b>	<b>475</b>	<b>4,524</b>	<b>1,103</b>	<b>9,145</b>	<b>2%</b>	<b>1%</b>	<b>31%</b>	<b>5%</b>	<b>49%</b>	<b>12%</b>



NOTE: Some Multicounty Litigation (MCL) cases were transferred in November 2014: Atlantic to Bergen = 8,935; Atlantic to Middlesex = 4,070.

**CIVIL BACKLOG BY CASETYPE  
JUNE 2019  
MIDDLESEX**

	<b>Total</b>	<b>Backlog</b>	<b>% chg</b>
Jun 17		5,008	
Jun 18		4,293	-14%
Jun 19		3,803	-11%



1) Casetypes with the state's largest backlogs are highlighted.

2) Some Multicounty Litigation (MCL) cases were transferred in November 2014: Atlantic to Bergen = 8,935; Atlantic to Middlesex = 4,070.

**CIVIL CASELOAD SUMMARY BY CASETYPE**  
**JULY 2018 -JUNE 2019**  
**MONMOUTH**

	Filings			Resolutions			Clearance		Backlog			Backlog Percent		Backlog Per 100 Monthly Filings		Active Pending			
	Jul 2017 to June 2018	Jul 2018 to June 2019	percent change	Jul 2017 to June 2018	Jul 2018 to June 2019	percent change	Jul 2018 - June 2019		June 2018	June 2019	percent change	June 2018	June 2019	June 2018	June 2019	percent change	June 2018	June 2019	percent change
							number	percent											
Act on Neg Inst	17	8	-53%	15	11	-27%	3	138%	1	1	0%	13%	25%	71	150	8	4	-50%	
Asbestos	0	0	0%	0	0	0%	0	100%	0	0	0%	0%	0%	0	0	0	0	0%	
Assault & Bat	19	20	5%	15	29	93%	9	145%	5	5	0%	13%	18%	316	300	38	28	-26%	
Auto - Pers Inj	1,449	1,452	0%	1,457	1,538	6%	86	106%	395	245	-38%	21%	14%	327	202	1,853	1,767	-5%	
Auto - Property	50	49	-2%	38	58	53%	9	118%	6	2	-67%	12%	5%	144	49	50	41	-18%	
Book Account	613	619	1%	743	601	-19%	-18	97%	15	5	-67%	5%	2%	29	10	289	278	-4%	
Civil Rights	14	22	57%	20	21	5%	-1	95%	1	2	100%	10%	15%	86	109	10	13	30%	
Complex Comme	22	28	27%	24	33	38%	5	118%	11	9	-18%	29%	21%	600	386	38	43	13%	
Condemnation	5	15	200%	10	5	-50%	-10	33%	2	2	0%	33%	13%	480	160	6	16	167%	
Construction	46	63	37%	52	49	-6%	-14	78%	19	11	-42%	37%	19%	496	210	51	57	12%	
Contract/Comme	765	740	-3%	775	745	-4%	5	101%	63	45	-29%	12%	8%	99	73	522	537	3%	
Employment	30	19	-37%	22	24	9%	5	126%	1	3	200%	4%	18%	40	189	24	17	-29%	
Lieu of P. Writ	54	40	-26%	56	37	-34%	-3	93%	4	6	50%	9%	13%	89	180	45	48	7%	
Medical Malprac	114	130	14%	105	103	-2%	-27	79%	71	95	34%	29%	34%	747	877	245	278	13%	
Name Change	187	137	-27%	179	146	-18%	9	107%	0	0	0%	0%	0%	0	0	35	26	-26%	
Other Insurance	47	44	-6%	58	40	-31%	-4	91%	7	7	0%	22%	20%	179	191	32	35	9%	
Other MCL	0	0	0%	0	0	0%	0	100%	0	0	0%	0%	0%	0	0	0	0	0%	
Other Track 1	279	247	-11%	279	235	-16%	-12	95%	6	7	17%	4%	5%	26	34	135	135	0%	
Other Track 3	125	120	-4%	113	117	4%	-3	98%	21	20	-5%	14%	13%	202	200	145	153	6%	
Other Track 4	30	23	-23%	38	48	26%	25	209%	40	18	-55%	60%	38%	1,600	939	67	48	-28%	
Personal Injury	787	758	-4%	861	811	-6%	53	107%	219	163	-26%	21%	17%	334	258	1,041	979	-6%	
Prod Liability	19	19	0%	16	26	63%	7	137%	7	8	14%	19%	24%	442	505	36	33	-8%	
Prof Malpractic	42	42	0%	49	51	4%	9	121%	18	20	11%	23%	26%	514	571	77	76	-1%	
PIP Coverage	21	14	-33%	19	15	-21%	1	107%	0	0	0%	0%	0%	0	0	7	5	-29%	
Real Property	31	25	-19%	30	35	17%	10	140%	3	4	33%	13%	33%	116	192	24	12	-50%	
Tort Other	156	179	15%	145	167	15%	-12	93%	16	22	38%	10%	13%	123	147	154	169	10%	
Toxic Tort	1	2	100%	2	2	0%	0	100%	0	1		0%	33%	0	600	2	3	50%	
UM/UIIM Bod Inj	98	125	28%	102	111	9%	-14	89%	29	18	-38%	22%	12%	355	173	131	147	12%	
<b>Total</b>	<b>5,021</b>	<b>4,940</b>	<b>-2%</b>	<b>5,223</b>	<b>5,058</b>	<b>-3%</b>	<b>118</b>	<b>102%</b>	<b>960</b>	<b>719</b>	<b>-25%</b>	<b>19%</b>	<b>15%</b>	<b>229</b>	<b>175</b>	<b>5,065</b>	<b>4,948</b>	<b>-2%</b>	

NOTE: Some Multicounty Litigation (MCL) cases were transferred in November 2014: Atlantic to Bergen = 8,935; Atlantic to Middlesex = 4,070.

**CIVIL BACKLOG SUMMARY BY CASETYPE**

**June 2019**

**MONMOUTH**

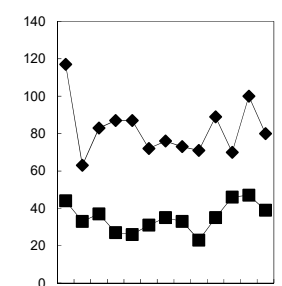
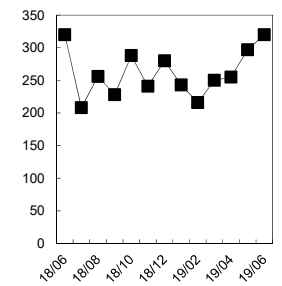
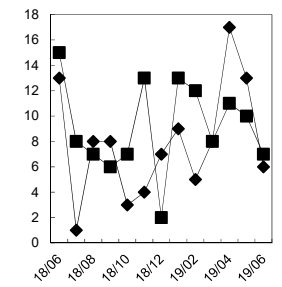
	<b>Cases in Backlog</b>															
	Track 1					Track 2				Track 3			Track 4			Total Backlog
	12 to 18 months	18 to 24 months	24 to 36 months	over 36 months	Total Track 1	18 to 24 months	24 to 36 months	over 36 months	Total Track 2	24 to 36 months	over 36 months	Total Track 3	24 to 36 months	over 36 months	Total Track 4	
Act on Neg Inst	1	0	0	0	1	0	0	0	0	0	0	0	0	0	0	1
Asbestos	0	0	0	0	0	0	0	0	0	0	0	0	0	0	0	0
Assault & Bat	0	0	0	0	0	0	0	0	0	4	1	5	0	0	0	5
Auto - Pers Inj	0	0	0	0	0	146	84	15	245	0	0	0	0	0	0	245
Auto - Property	0	0	0	0	0	0	2	0	2	0	0	0	0	0	0	2
Book Account	2	1	1	1	5	0	0	0	0	0	0	0	0	0	0	5
Civil Rights	0	0	0	0	0	0	1	0	1	0	1	1	0	0	0	2
Complex Comme	0	0	0	0	0	0	0	0	0	0	0	0	6	3	9	9
Condemnation	0	0	0	0	0	0	0	0	0	0	2	2	0	0	0	2
Construction	0	0	0	0	0	6	4	1	11	0	0	0	0	0	0	11
Contract/Comme	0	0	0	0	0	26	13	6	45	0	0	0	0	0	0	45
Employment	0	0	0	0	0	1	1	1	3	0	0	0	0	0	0	3
Lieu of P. Writ	0	0	0	0	0	0	0	0	0	0	0	0	5	1	6	6
Medical Malprac	0	0	0	0	0	0	0	0	0	67	28	95	0	0	0	95
Name Change	0	0	0	0	0	0	0	0	0	0	0	0	0	0	0	0
Other Insurance	3	2	1	1	7	0	0	0	0	0	0	0	0	0	0	7
Other MCL	0	0	0	0	0	0	0	0	0	0	0	0	0	0	0	0
Other Track 1	5	2	0	0	7	0	0	0	0	0	0	0	0	0	0	7
Other Track 3	0	0	0	0	0	0	0	0	0	11	9	20	0	0	0	20
Other Track 4	0	0	0	0	0	0	0	0	0	0	0	0	6	12	18	18
Personal Injury	0	0	0	0	0	82	68	12	162	1	0	1	0	0	0	163
Prod Liability	0	0	0	0	0	0	0	0	0	5	2	7	1	0	1	8
Prof Malpractic	0	0	0	0	0	0	0	0	0	12	8	20	0	0	0	20
PIP Coverage	0	0	0	0	0	0	0	0	0	0	0	0	0	0	0	0
Real Property	3	0	0	1	4	0	0	0	0	0	0	0	0	0	0	4
Tort Other	0	0	0	0	0	10	8	3	21	0	0	0	0	1	1	22
Toxic Tort	0	0	0	0	0	0	0	0	0	1	0	1	0	0	0	1
UM/UIM Bod Inj	0	0	0	0	0	12	6	0	18	0	0	0	0	0	0	18
<b>Total</b>	<b>14</b>	<b>5</b>	<b>2</b>	<b>3</b>	<b>24</b>	<b>283</b>	<b>187</b>	<b>38</b>	<b>508</b>	<b>101</b>	<b>51</b>	<b>152</b>	<b>18</b>	<b>17</b>	<b>35</b>	<b>719</b>

NOTE: Some Multicounty Litigation (MCL) cases were transferred in November 2014: Atlantic to Bergen = 8,935; Atlantic to Middlesex = 4,070.

**CIVIL RESOLUTION SUMMARY BY CASETYPE**  
**JULY 2018 - JUNE 2019**  
**MONMOUTH**

	Trial			Summary					Total	Percent resolved by					
	Jury	Nonjury	Total	Judgment	Settlement	Default Judgment	Dismiss	Other		Trial	Sum Jud	Settle	Default J	Dismiss	Other
Act on Neg Inst	0	0	0	1	3	4	3	0	11	0%	9%	27%	36%	27%	0%
Asbestos	0	0	0	0	0	0	0	0	0	0%	0%	0%	0%	0%	0%
Assault & Bat	1	0	1	0	20	0	8	0	29	3%	0%	69%	0%	28%	0%
Auto - Pers Inj	45	2	47	10	1,177	30	215	59	1,538	3%	1%	77%	2%	14%	4%
Auto - Property	0	0	0	1	40	3	11	3	58	0%	2%	69%	5%	19%	5%
Book Account	0	1	1	22	225	201	142	10	601	0%	4%	37%	33%	24%	2%
Civil Rights	0	0	0	0	5	0	9	7	21	0%	0%	24%	0%	43%	33%
Complex Commer	2	0	2	1	15	2	10	3	33	6%	3%	45%	6%	30%	9%
Condemnation	0	0	0	0	3	0	0	2	5	0%	0%	60%	0%	0%	40%
Construction	2	2	4	1	29	6	8	1	49	8%	2%	59%	12%	16%	2%
Contract/Commer	7	7	14	12	348	128	208	35	745	2%	2%	47%	17%	28%	5%
Employment	0	0	0	1	5	0	7	11	24	0%	4%	21%	0%	29%	46%
Lieu of P. Writ	0	4	4	0	12	0	13	8	37	11%	0%	32%	0%	35%	22%
Medical Malprac	7	0	7	4	66	0	25	1	103	7%	4%	64%	0%	24%	1%
Name Change	0	0	0	0	0	0	10	136	146	0%	0%	0%	0%	7%	93%
Other Insurance	0	0	0	2	21	1	11	5	40	0%	5%	53%	3%	28%	13%
Other MCL	0	0	0	0	0	0	0	0	0	0%	0%	0%	0%	0%	0%
Other Track 1	0	1	1	3	121	12	53	45	235	0%	1%	51%	5%	23%	19%
Other Track 3	2	0	2	5	79	0	15	16	117	2%	4%	68%	0%	13%	14%
Other Track 4	0	3	3	0	26	2	5	12	48	6%	0%	54%	4%	10%	25%
Personal Injury	9	0	9	14	630	8	107	43	811	1%	2%	78%	1%	13%	5%
Prod Liability	2	0	2	1	14	1	3	5	26	8%	4%	54%	4%	12%	19%
Prof Malpractic	0	0	0	4	35	1	11	0	51	0%	8%	69%	2%	22%	0%
PIP Coverage	0	0	0	1	7	2	5	0	15	0%	7%	47%	13%	33%	0%
Real Property	0	0	0	1	17	0	14	3	35	0%	3%	49%	0%	40%	9%
Tort Other	1	0	1	4	93	10	45	14	167	1%	2%	56%	6%	27%	8%
Toxic Tort	0	0	0	0	1	0	1	0	2	0%	0%	50%	0%	50%	0%
UM/UM Bod Inj	6	0	6	1	90	1	12	1	111	5%	1%	81%	1%	11%	1%
<b>Total</b>	<b>84</b>	<b>20</b>	<b>104</b>	<b>89</b>	<b>3,082</b>	<b>412</b>	<b>951</b>	<b>420</b>	<b>5,058</b>	<b>2%</b>	<b>2%</b>	<b>61%</b>	<b>8%</b>	<b>19%</b>	<b>8%</b>

Monthly Resolutions

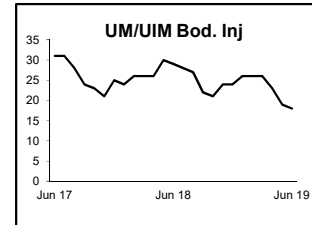
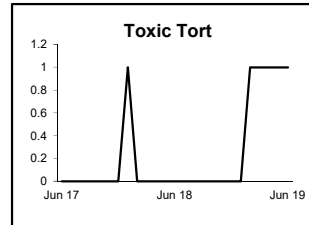
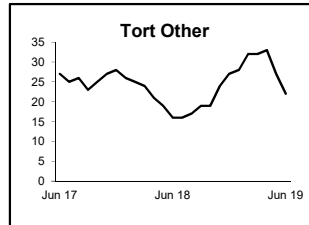
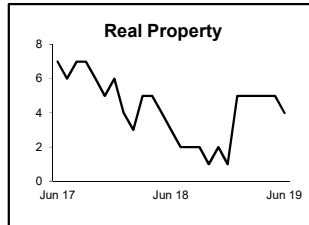
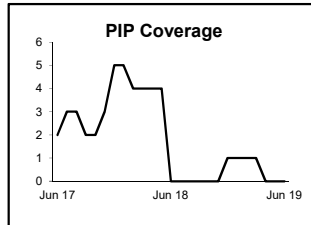
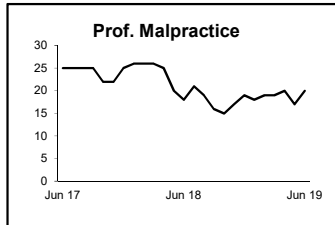
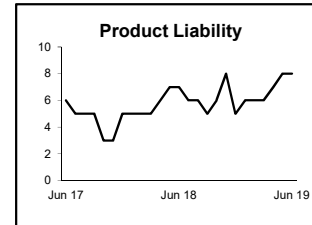
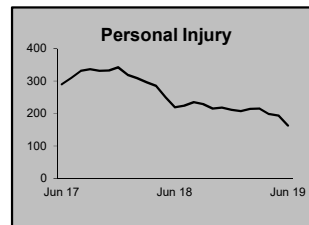
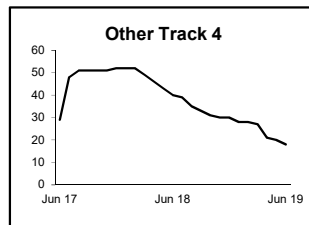
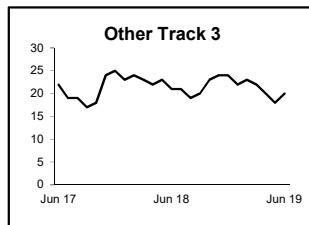
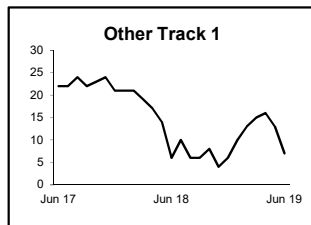
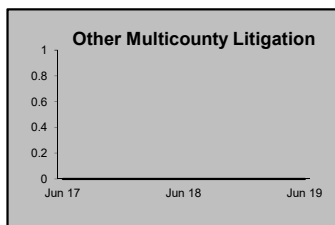
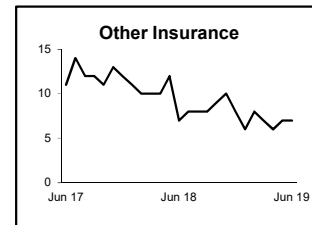
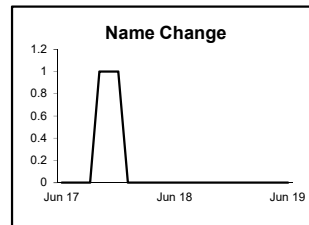
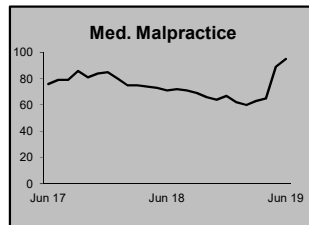
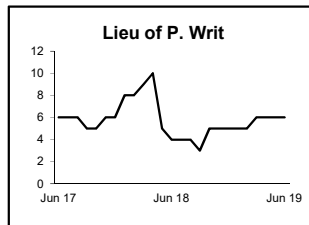
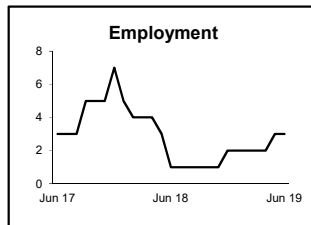
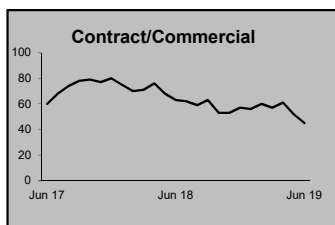
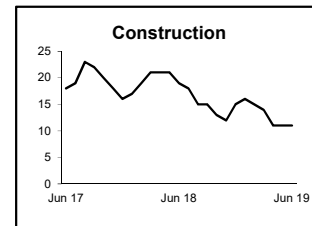
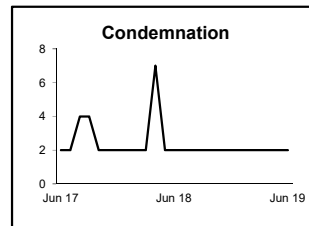
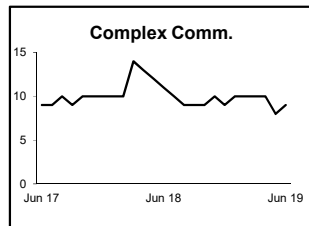
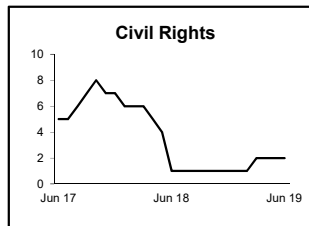
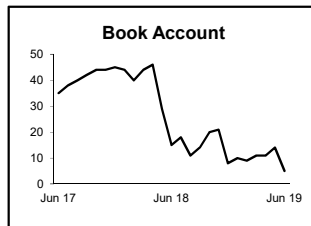
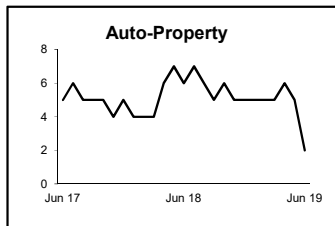
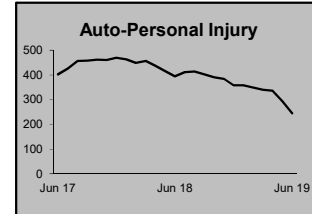
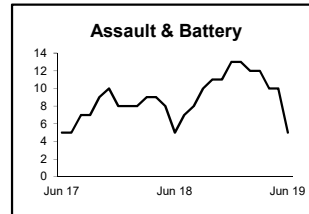
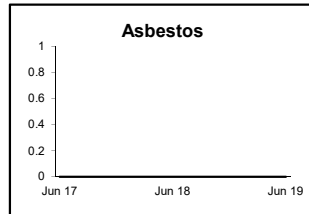
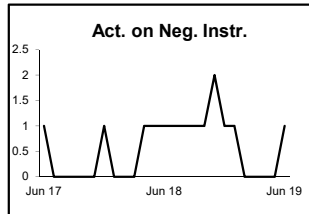
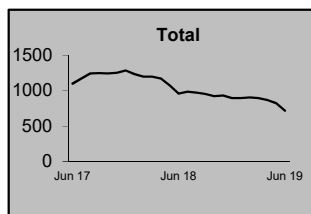


NOTE: Some Multicounty Litigation (MCL) cases were transferred in November 2014: Atlantic to Bergen = 8,935; Atlantic to Middlesex = 4,070.



**CIVIL BACKLOG BY CASETYPE  
JUNE 2019  
MONMOUTH**

	<b>Total Backlog</b>	<b>% chg</b>
Jun 17	1,100	
Jun 18	960	-13%
Jun 19	719	-25%



1) Casetypes with the state's largest backlogs are highlighted.

2) Some Multicounty Litigation (MCL) cases were transferred in November 2014: Atlantic to Bergen = 8,935; Atlantic to Middlesex = 4,070.

**CIVIL CASELOAD SUMMARY BY CASETYPE**

**JULY 2018 -JUNE 2019**

**MORRIS**

	Filings			Resolutions			Clearance		Backlog			Backlog Percent		Backlog Per 100 Monthly Filings		Active Pending		
	Jul 2017 to June 2018	Jul 2018 to June 2019	percent change	Jul 2017 to June 2018	Jul 2018 to June 2019	percent change	Jul 2018 - June 2019		June 2018	June 2019	percent change	June 2018	June 2019	June 2018	June 2019	June 2018	June 2019	percent change
							number	percent										
Act on Neg Inst	11	7	-36%	13	6	-54%	-1	86%	0	0	0%	0%	0%	0	0	4	4	0%
Asbestos	0	0	0%	0	0	0%	0	100%	0	0	0%	0%	0%	0	0	0	0	0%
Assault & Bat	10	8	-20%	13	11	-15%	3	138%	1	2	100%	6%	13%	120	300	16	15	-6%
Auto - Pers Inj	580	592	2%	661	629	-5%	37	106%	135	88	-35%	19%	13%	279	178	708	671	-5%
Auto - Property	17	27	59%	14	27	93%	0	100%	3	0	-100%	15%	0%	212	0	20	20	0%
Book Account	369	394	7%	441	380	-14%	-14	96%	12	5	-58%	6%	3%	39	15	192	194	1%
Civil Rights	10	20	100%	11	28	155%	8	140%	3	1	-67%	21%	9%	360	60	14	11	-21%
Complex Comm	25	20	-20%	26	26	0%	6	130%	13	3	-77%	38%	9%	624	180	34	32	-6%
Condemnation	2	0	-100%	5	1	-80%	1	100%	0	0	0%	0%	0%	0	0	1	0	-100%
Construction	25	34	36%	29	25	-14%	-9	74%	4	0	-100%	15%	0%	192	0	27	33	22%
Contract/Comm	498	565	13%	552	526	-5%	-39	93%	21	16	-24%	6%	4%	51	34	352	405	15%
Employment	21	18	-14%	20	21	5%	3	117%	0	1		0%	10%	0	67	14	10	-29%
Lieu of P. Writ	34	38	12%	33	31	-6%	-7	82%	2	1	-50%	8%	3%	71	32	24	30	25%
Medical Malprac	54	65	20%	77	60	-22%	-5	92%	34	36	6%	29%	29%	756	665	117	124	6%
Name Change	160	117	-27%	146	139	-5%	22	119%	0	0	0%	0%	0%	0	0	47	25	-47%
Other Insurance	57	68	19%	77	70	-9%	2	103%	6	0	-100%	19%	0%	126	0	31	29	-6%
Other MCL	0	1		0	0	0%	-1	0%	0	0	0%	0%	0%	0	0	0	0	0%
Other Track 1	164	172	5%	210	160	-24%	-12	93%	4	0	-100%	5%	0%	29	0	76	77	1%
Other Track 3	71	77	8%	105	79	-25%	2	103%	12	3	-75%	14%	4%	203	47	85	85	0%
Other Track 4	17	16	-6%	24	36	50%	20	225%	34	25	-26%	57%	57%	2,400	1,875	60	44	-27%
Personal Injury	396	377	-5%	444	421	-5%	44	112%	105	62	-41%	20%	13%	318	197	528	474	-10%
Prod Liability	19	20	5%	19	27	42%	7	135%	0	4		0%	12%	0	240	29	33	14%
Prof Malpractic	29	42	45%	54	40	-26%	-2	95%	8	8	0%	17%	15%	331	229	46	53	15%
PIP Coverage	63	44	-30%	63	43	-32%	-1	98%	0	1		0%	6%	0	27	17	18	6%
Real Property	18	19	6%	16	17	6%	-2	89%	2	0	-100%	17%	0%	133	0	12	13	8%
Tort Other	85	65	-24%	77	92	19%	27	142%	14	3	-79%	16%	6%	198	55	86	53	-38%
Toxic Tort	1	1	0%	0	2		1	200%	1	0	-100%	33%	0%	1,200	0	3	2	-33%
UM/UIM Bod Inj	20	21	5%	17	22	29%	1	105%	4	1	-75%	14%	4%	240	57	28	27	-4%
<b>Total</b>	<b>2,756</b>	<b>2,828</b>	<b>3%</b>	<b>3,147</b>	<b>2,919</b>	<b>-7%</b>	<b>91</b>	<b>103%</b>	<b>418</b>	<b>260</b>	<b>-38%</b>	<b>16%</b>	<b>10%</b>	<b>182</b>	<b>110</b>	<b>2,571</b>	<b>2,482</b>	<b>-3%</b>

NOTE: Some Multicounty Litigation (MCL) cases were transferred in November 2014: Atlantic to Bergen = 8,935; Atlantic to Middlesex = 4,070.

**CIVIL BACKLOG SUMMARY BY CASETYPE**

**June 2019**

**MORRIS**

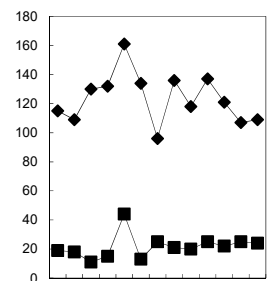
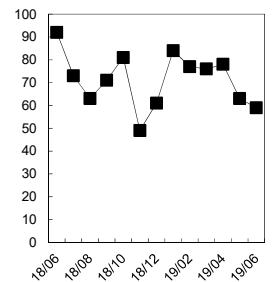
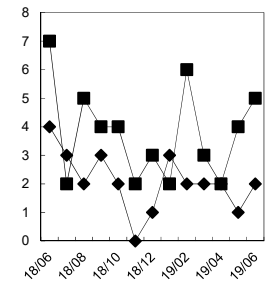
	<b>Cases in Backlog</b>															
	Track 1					Track 2				Track 3			Track 4			Total Backlog
	12 to 18 months	18 to 24 months	24 to 36 months	over 36 months	Total Track 1	18 to 24 months	24 to 36 months	over 36 months	Total Track 2	24 to 36 months	over 36 months	Total Track 3	24 to 36 months	over 36 months	Total Track 4	
Act on Neg Inst	0	0	0	0	0	0	0	0	0	0	0	0	0	0	0	0
Asbestos	0	0	0	0	0	0	0	0	0	0	0	0	0	0	0	0
Assault & Bat	0	0	0	0	0	0	0	0	0	2	0	2	0	0	0	2
Auto - Pers Inj	0	0	0	0	0	75	13	0	88	0	0	0	0	0	0	88
Auto - Property	0	0	0	0	0	0	0	0	0	0	0	0	0	0	0	0
Book Account	5	0	0	0	5	0	0	0	0	0	0	0	0	0	0	5
Civil Rights	0	0	0	0	0	0	0	0	0	0	1	1	0	0	0	1
Complex Comme	0	0	0	0	0	0	0	0	0	0	0	0	2	1	3	3
Condemnation	0	0	0	0	0	0	0	0	0	0	0	0	0	0	0	0
Construction	0	0	0	0	0	0	0	0	0	0	0	0	0	0	0	0
Contract/Comme	0	0	0	0	0	11	3	2	16	0	0	0	0	0	0	16
Employment	0	0	0	0	0	1	0	0	1	0	0	0	0	0	0	1
Lieu of P. Writ	0	0	0	0	0	0	0	0	0	0	0	0	0	1	1	1
Medical Malprac	0	0	0	0	0	0	0	0	0	30	6	36	0	0	0	36
Name Change	0	0	0	0	0	0	0	0	0	0	0	0	0	0	0	0
Other Insurance	0	0	0	0	0	0	0	0	0	0	0	0	0	0	0	0
Other MCL	0	0	0	0	0	0	0	0	0	0	0	0	0	0	0	0
Other Track 1	0	0	0	0	0	0	0	0	0	0	0	0	0	0	0	0
Other Track 3	0	0	0	0	0	0	0	0	0	3	0	3	0	0	0	3
Other Track 4	0	0	0	0	0	0	0	0	0	0	0	0	8	17	25	25
Personal Injury	0	0	0	0	0	49	13	0	62	0	0	0	0	0	0	62
Prod Liability	0	0	0	0	0	0	0	0	0	4	0	4	0	0	0	4
Prof Malpractic	0	0	0	0	0	0	0	0	0	7	1	8	0	0	0	8
PIP Coverage	1	0	0	0	1	0	0	0	0	0	0	0	0	0	0	1
Real Property	0	0	0	0	0	0	0	0	0	0	0	0	0	0	0	0
Tort Other	0	0	0	0	0	3	0	0	3	0	0	0	0	0	0	3
Toxic Tort	0	0	0	0	0	0	0	0	0	0	0	0	0	0	0	0
UM/UIM Bod Inj	0	0	0	0	0	1	0	0	1	0	0	0	0	0	0	1
<b>Total</b>	<b>6</b>	<b>0</b>	<b>0</b>	<b>0</b>	<b>6</b>	<b>140</b>	<b>29</b>	<b>2</b>	<b>171</b>	<b>46</b>	<b>8</b>	<b>54</b>	<b>10</b>	<b>19</b>	<b>29</b>	<b>260</b>

NOTE: Some Multicounty Litigation (MCL) cases were transferred in November 2014: Atlantic to Bergen = 8,935; Atlantic to Middlesex = 4,070.

**CIVIL RESOLUTION SUMMARY BY CASETYPE**  
**JULY 2018 - JUNE 2019**  
**MORRIS**

	Trial			Summary					Total	Percent resolved by					
	Jury	Nonjury	Total	Judgment	Settlement	Default Judgment	Dismiss	Other		Trial	Sum Jud	Settle	Default J	Dismiss	Other
Act on Neg Inst	0	0	0	0	1	4	1	0	6	0%	0%	17%	67%	17%	0%
Asbestos	0	0	0	0	0	0	0	0	0	0%	0%	0%	0%	0%	0%
Assault & Bat	1	0	1	0	9	0	1	0	11	9%	0%	82%	0%	9%	0%
Auto - Pers Inj	8	1	9	2	237	4	361	16	629	1%	0%	38%	1%	57%	3%
Auto - Property	0	1	1	0	7	2	15	2	27	4%	0%	26%	7%	56%	7%
Book Account	0	4	4	6	84	136	145	5	380	1%	2%	22%	36%	38%	1%
Civil Rights	0	0	0	0	3	0	18	7	28	0%	0%	11%	0%	64%	25%
Complex Commer	1	2	3	0	4	0	18	1	26	12%	0%	15%	0%	69%	4%
Condemnation	0	0	0	0	1	0	0	0	1	0%	0%	100%	0%	0%	0%
Construction	0	3	3	0	2	1	18	1	25	12%	0%	8%	4%	72%	4%
Contract/Commer	1	5	6	7	120	92	279	22	526	1%	1%	23%	17%	53%	4%
Employment	0	0	0	0	6	2	10	3	21	0%	0%	29%	10%	48%	14%
Lieu of P. Writ	0	1	1	0	5	2	22	1	31	3%	0%	16%	6%	71%	3%
Medical Malprac	5	1	6	0	22	0	28	4	60	10%	0%	37%	0%	47%	7%
Name Change	0	0	0	0	0	0	5	134	139	0%	0%	0%	0%	4%	96%
Other Insurance	0	0	0	1	13	0	51	5	70	0%	1%	19%	0%	73%	7%
Other MCL	0	0	0	0	0	0	0	0	0	0%	0%	0%	0%	0%	0%
Other Track 1	0	1	1	3	38	11	88	19	160	1%	2%	24%	7%	55%	12%
Other Track 3	2	0	2	0	27	0	45	5	79	3%	0%	34%	0%	57%	6%
Other Track 4	0	0	0	0	17	2	16	1	36	0%	0%	47%	6%	44%	3%
Personal Injury	3	0	3	1	175	3	217	22	421	1%	0%	42%	1%	52%	5%
Prod Liability	0	0	0	0	7	0	12	8	27	0%	0%	26%	0%	44%	30%
Prof Malpractic	0	0	0	1	13	0	24	2	40	0%	3%	33%	0%	60%	5%
PIP Coverage	0	0	0	1	7	0	34	1	43	0%	2%	16%	0%	79%	2%
Real Property	0	0	0	0	4	1	10	2	17	0%	0%	24%	6%	59%	12%
Tort Other	2	0	2	1	27	2	56	4	92	2%	1%	29%	2%	61%	4%
Toxic Tort	0	0	0	0	2	0	0	0	2	0%	0%	100%	0%	0%	0%
UM/UM Bod Inj	0	0	0	0	4	1	16	1	22	0%	0%	18%	5%	73%	5%
<b>Total</b>	<b>23</b>	<b>19</b>	<b>42</b>	<b>23</b>	<b>835</b>	<b>263</b>	<b>1,490</b>	<b>266</b>	<b>2,919</b>	<b>1%</b>	<b>1%</b>	<b>29%</b>	<b>9%</b>	<b>51%</b>	<b>9%</b>

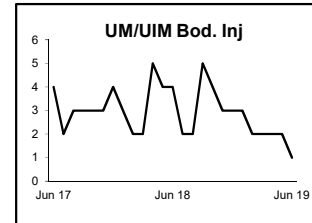
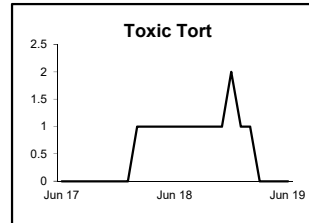
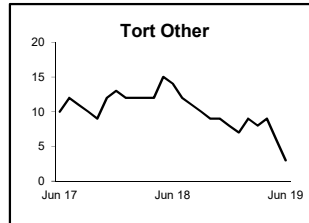
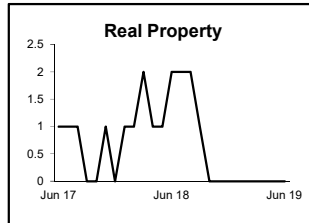
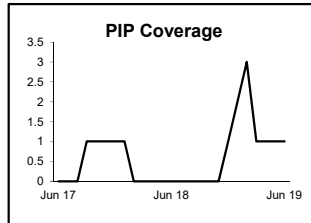
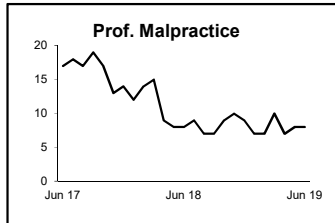
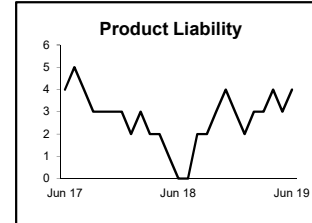
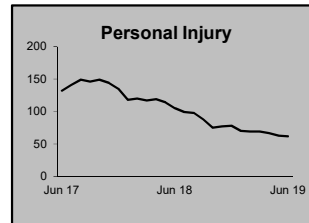
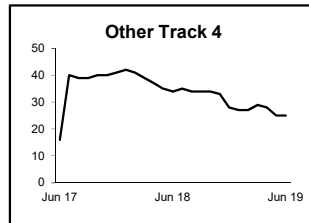
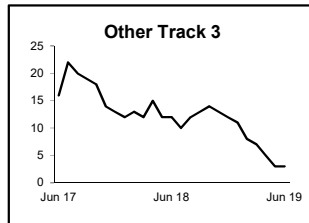
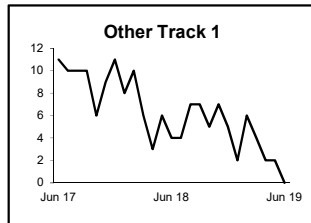
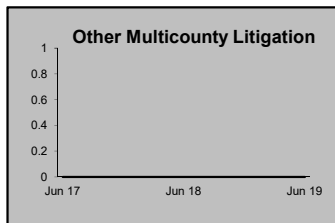
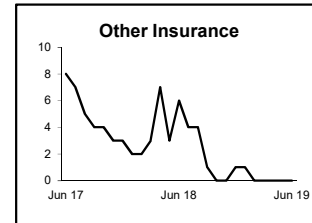

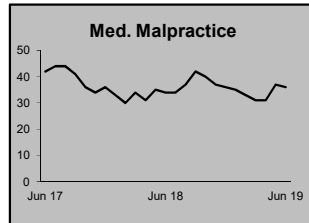
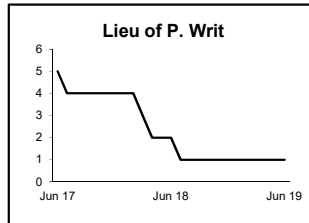
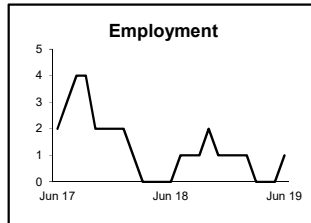
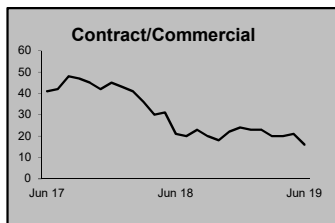
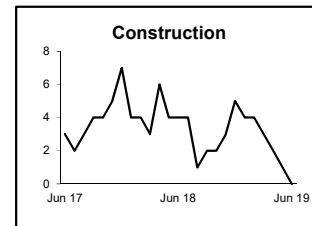
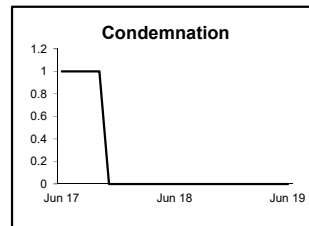
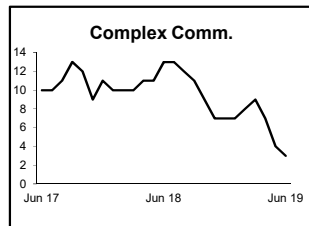
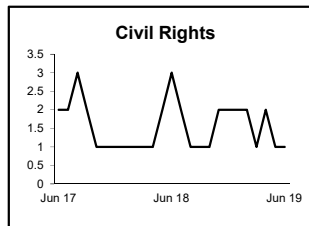
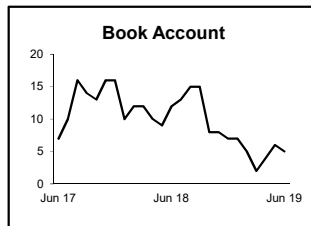
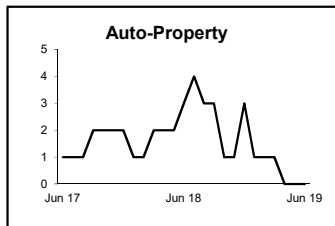
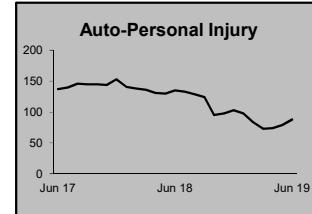
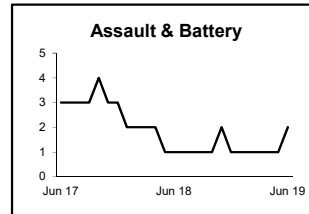
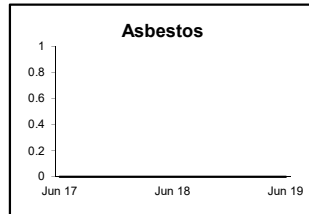
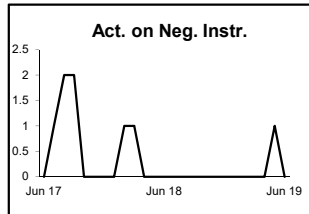
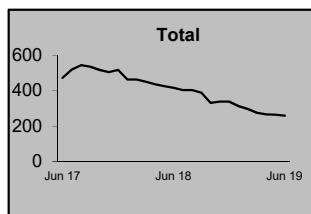
Monthly Resolutions



NOTE: Some Multicounty Litigation (MCL) cases were transferred in November 2014: Atlantic to Bergen = 8,935; Atlantic to Middlesex = 4,070.

## CIVIL BACKLOG BY CASETYPE JUNE 2019 MORRIS

	Total Backlog	% chg
Jun 17	473	
Jun 18	418	-12%
Jun 19	260	-38%



1) Casetypes with the state's largest backlogs are highlighted.

2) Some Multicounty Litigation (MCL) cases were transferred in November 2014: Atlantic to Bergen = 8,935; Atlantic to Middlesex = 4,070.

**CIVIL CASELOAD SUMMARY BY CASETYPE**

**JULY 2018 -JUNE 2019**

**OCEAN**

	Filings			Resolutions			Clearance		Backlog			Backlog Percent		Backlog Per 100 Monthly Filings		Active Pending		
	Jul 2017 to June 2018	Jul 2018 to June 2019	percent change	Jul 2017 to June 2018	Jul 2018 to June 2019	percent change	Jul 2018 - June 2019		June 2018	June 2019	percent change	June 2018	June 2019	June 2018	June 2019	June 2018	June 2019	percent change
							number	percent										
Act on Neg Inst	13	<b>11</b>	-15%	9	<b>13</b>	44%	<b>2</b>	<b>118%</b>	1	<b>0</b>	-100%	13%	<b>0%</b>	92	<b>0</b>	8	<b>6</b>	-25%
Asbestos	0	<b>1</b>		0	<b>1</b>		<b>0</b>	<b>100%</b>	0	<b>0</b>	0%	0%	<b>0%</b>	0	<b>0</b>	0	<b>0</b>	0%
Assault & Bat	10	<b>8</b>	-20%	5	<b>13</b>	160%	<b>5</b>	<b>163%</b>	1	<b>7</b>	600%	5%	<b>44%</b>	120	<b>1,050</b>	21	<b>16</b>	-24%
Auto - Pers Inj	945	<b>911</b>	-4%	966	<b>1,022</b>	6%	<b>111</b>	<b>112%</b>	293	<b>243</b>	-17%	22%	<b>20%</b>	372	<b>320</b>	1,349	<b>1,237</b>	-8%
Auto - Property	27	<b>30</b>	11%	31	<b>27</b>	-13%	<b>-3</b>	<b>90%</b>	4	<b>2</b>	-50%	17%	<b>8%</b>	178	<b>80</b>	23	<b>26</b>	13%
Book Account	389	<b>447</b>	15%	476	<b>426</b>	-11%	<b>-21</b>	<b>95%</b>	9	<b>12</b>	33%	5%	<b>6%</b>	28	<b>32</b>	189	<b>209</b>	11%
Civil Rights	8	<b>12</b>	50%	12	<b>11</b>	-8%	<b>-1</b>	<b>92%</b>	2	<b>3</b>	50%	22%	<b>30%</b>	300	<b>300</b>	9	<b>10</b>	11%
Complex Comme	7	<b>16</b>	129%	17	<b>12</b>	-29%	<b>-4</b>	<b>75%</b>	6	<b>6</b>	0%	40%	<b>32%</b>	1,029	<b>450</b>	15	<b>19</b>	27%
Condemnation	93	<b>25</b>	-73%	50	<b>61</b>	22%	<b>36</b>	<b>244%</b>	76	<b>86</b>	13%	41%	<b>57%</b>	981	<b>4,128</b>	186	<b>150</b>	-19%
Construction	38	<b>35</b>	-8%	45	<b>55</b>	22%	<b>20</b>	<b>157%</b>	11	<b>6</b>	-45%	22%	<b>19%</b>	347	<b>206</b>	51	<b>31</b>	-39%
Contract/Comme	533	<b>515</b>	-3%	482	<b>554</b>	15%	<b>39</b>	<b>108%</b>	29	<b>23</b>	-21%	8%	<b>7%</b>	65	<b>54</b>	359	<b>321</b>	-11%
Employment	5	<b>14</b>	180%	8	<b>11</b>	38%	<b>-3</b>	<b>79%</b>	1	<b>0</b>	-100%	14%	<b>0%</b>	240	<b>0</b>	7	<b>9</b>	29%
Lieu of P. Writ	36	<b>39</b>	8%	41	<b>35</b>	-15%	<b>-4</b>	<b>90%</b>	4	<b>5</b>	25%	14%	<b>15%</b>	133	<b>154</b>	28	<b>34</b>	21%
Medical Malprac	68	<b>86</b>	26%	66	<b>70</b>	6%	<b>-16</b>	<b>81%</b>	39	<b>33</b>	-15%	33%	<b>24%</b>	688	<b>460</b>	119	<b>136</b>	14%
Name Change	114	<b>102</b>	-11%	111	<b>88</b>	-21%	<b>-14</b>	<b>86%</b>	0	<b>0</b>	0%	0%	<b>0%</b>	0	<b>0</b>	19	<b>33</b>	74%
Other Insurance	31	<b>23</b>	-26%	42	<b>30</b>	-29%	<b>7</b>	<b>130%</b>	7	<b>3</b>	-57%	27%	<b>16%</b>	271	<b>157</b>	26	<b>19</b>	-27%
Other MCL	0	<b>0</b>	0%	0	<b>0</b>	0%	<b>0</b>	<b>100%</b>	0	<b>0</b>	0%	0%	<b>0%</b>	0	<b>0</b>	0	<b>0</b>	0%
Other Track 1	260	<b>216</b>	-17%	291	<b>240</b>	-18%	<b>24</b>	<b>111%</b>	20	<b>22</b>	10%	14%	<b>19%</b>	92	<b>122</b>	138	<b>114</b>	-17%
Other Track 3	64	<b>72</b>	13%	83	<b>60</b>	-28%	<b>-12</b>	<b>83%</b>	8	<b>4</b>	-50%	12%	<b>5%</b>	150	<b>67</b>	68	<b>81</b>	19%
Other Track 4	14	<b>12</b>	-14%	13	<b>19</b>	46%	<b>7</b>	<b>158%</b>	8	<b>3</b>	-63%	35%	<b>19%</b>	686	<b>300</b>	23	<b>16</b>	-30%
Personal Injury	525	<b>525</b>	0%	575	<b>626</b>	9%	<b>101</b>	<b>119%</b>	169	<b>129</b>	-24%	22%	<b>19%</b>	386	<b>295</b>	781	<b>682</b>	-13%
Prod Liability	25	<b>20</b>	-20%	28	<b>16</b>	-43%	<b>-4</b>	<b>80%</b>	3	<b>3</b>	0%	12%	<b>9%</b>	144	<b>180</b>	26	<b>32</b>	23%
Prof Malpractic	25	<b>31</b>	24%	40	<b>38</b>	-5%	<b>7</b>	<b>123%</b>	7	<b>6</b>	-14%	14%	<b>13%</b>	336	<b>232</b>	50	<b>46</b>	-8%
PIP Coverage	9	<b>3</b>	-67%	15	<b>5</b>	-67%	<b>2</b>	<b>167%</b>	1	<b>0</b>	-100%	33%	<b>0%</b>	133	<b>0</b>	3	<b>1</b>	-67%
Real Property	37	<b>20</b>	-46%	34	<b>22</b>	-35%	<b>2</b>	<b>110%</b>	2	<b>6</b>	200%	10%	<b>35%</b>	65	<b>360</b>	20	<b>17</b>	-15%
Tort Other	102	<b>103</b>	1%	115	<b>102</b>	-11%	<b>-1</b>	<b>99%</b>	23	<b>15</b>	-35%	21%	<b>14%</b>	271	<b>175</b>	107	<b>106</b>	-1%
Toxic Tort	0	<b>0</b>	0%	0	<b>1</b>		<b>1</b>	<b>100%</b>	0	<b>0</b>	0%	0%	<b>0%</b>	0	<b>0</b>	1	<b>0</b>	-100%
UM/UIIM Bod Inj	79	<b>71</b>	-10%	66	<b>72</b>	9%	<b>1</b>	<b>101%</b>	4	<b>7</b>	75%	5%	<b>9%</b>	61	<b>118</b>	78	<b>77</b>	-1%
<b>Total</b>	<b>3,457</b>	<b>3,348</b>	<b>-3%</b>	<b>3,621</b>	<b>3,630</b>	<b>0%</b>	<b>282</b>	<b>108%</b>	<b>728</b>	<b>624</b>	<b>-14%</b>	<b>20%</b>	<b>18%</b>	<b>253</b>	<b>224</b>	<b>3,704</b>	<b>3,428</b>	<b>-7%</b>

NOTE: Some Multicounty Litigation (MCL) cases were transferred in November 2014: Atlantic to Bergen = 8,935; Atlantic to Middlesex = 4,070.

**CIVIL BACKLOG SUMMARY BY CASETYPE**

**June 2019**

**OCEAN**

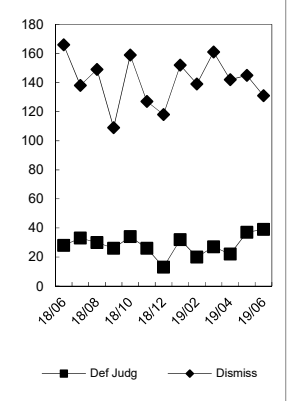
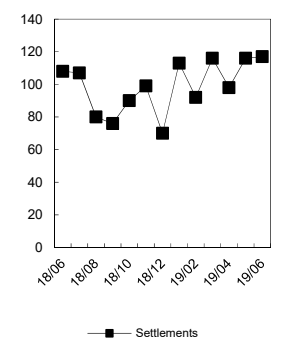
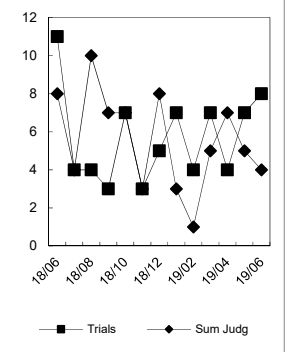
	<b>Cases in Backlog</b>															
	Track 1					Track 2				Track 3			Track 4			Total Backlog
	12 to 18 months	18 to 24 months	24 to 36 months	over 36 months	Total Track 1	18 to 24 months	24 to 36 months	over 36 months	Total Track 2	24 to 36 months	over 36 months	Total Track 3	24 to 36 months	over 36 months	Total Track 4	
Act on Neg Inst	0	0	0	0	0	0	0	0	0	0	0	0	0	0	0	0
Asbestos	0	0	0	0	0	0	0	0	0	0	0	0	0	0	0	0
Assault & Bat	0	0	0	0	0	0	0	0	0	7	0	7	0	0	0	7
Auto - Pers Inj	0	0	0	0	0	141	81	20	242	1	0	1	0	0	0	243
Auto - Property	0	0	0	0	0	0	1	1	2	0	0	0	0	0	0	2
Book Account	6	5	1	0	12	0	0	0	0	0	0	0	0	0	0	12
Civil Rights	0	0	0	0	0	0	0	0	0	1	2	3	0	0	0	3
Complex Comme	0	0	0	0	0	0	0	0	0	0	0	0	1	5	6	6
Condemnation	0	0	0	0	0	0	0	0	0	31	55	86	0	0	0	86
Construction	0	0	0	0	0	2	4	0	6	0	0	0	0	0	0	6
Contract/Comme	0	0	0	0	0	15	6	2	23	0	0	0	0	0	0	23
Employment	0	0	0	0	0	0	0	0	0	0	0	0	0	0	0	0
Lieu of P. Writ	0	0	0	0	0	0	0	0	0	0	0	0	2	3	5	5
Medical Malprac	0	0	0	0	0	0	0	0	0	24	9	33	0	0	0	33
Name Change	0	0	0	0	0	0	0	0	0	0	0	0	0	0	0	0
Other Insurance	1	1	1	0	3	0	0	0	0	0	0	0	0	0	0	3
Other MCL	0	0	0	0	0	0	0	0	0	0	0	0	0	0	0	0
Other Track 1	17	3	1	1	22	0	0	0	0	0	0	0	0	0	0	22
Other Track 3	0	0	0	0	0	0	0	0	0	3	1	4	0	0	0	4
Other Track 4	0	0	0	0	0	0	0	0	0	0	0	0	2	1	3	3
Personal Injury	0	0	0	0	0	76	47	6	129	0	0	0	0	0	0	129
Prod Liability	0	0	0	0	0	0	0	0	0	2	1	3	0	0	0	3
Prof Malpractic	0	0	0	0	0	0	0	0	0	6	0	6	0	0	0	6
PIP Coverage	0	0	0	0	0	0	0	0	0	0	0	0	0	0	0	0
Real Property	3	3	0	0	6	0	0	0	0	0	0	0	0	0	0	6
Tort Other	0	0	0	0	0	5	5	4	14	1	0	1	0	0	0	15
Toxic Tort	0	0	0	0	0	0	0	0	0	0	0	0	0	0	0	0
UM/UIM Bod Inj	0	0	0	0	0	6	1	0	7	0	0	0	0	0	0	7
<b>Total</b>	<b>27</b>	<b>12</b>	<b>3</b>	<b>1</b>	<b>43</b>	<b>245</b>	<b>145</b>	<b>33</b>	<b>423</b>	<b>76</b>	<b>68</b>	<b>144</b>	<b>5</b>	<b>9</b>	<b>14</b>	<b>624</b>

NOTE: Some Multicounty Litigation (MCL) cases were transferred in November 2014: Atlantic to Bergen = 8,935; Atlantic to Middlesex = 4,070.

**CIVIL RESOLUTION SUMMARY BY CASETYPE**  
**JULY 2018 - JUNE 2019**  
**OCEAN**

	Trial			Summary					Total	Percent resolved by					
	Jury	Nonjury	Total	Judgment	Settlement	Default Judgment	Dismiss	Other		Trial	Sum Jud	Settle	Default J	Dismiss	Other
Act on Neg Inst	0	0	0	0	1	4	8	0	13	0%	0%	8%	31%	62%	0%
Asbestos	0	0	0	0	0	0	1	0	1	0%	0%	0%	0%	100%	0%
Assault & Bat	0	0	0	0	4	0	8	1	13	0%	0%	31%	0%	62%	8%
Auto - Pers Inj	29	0	29	9	426	0	531	27	1,022	3%	1%	42%	0%	52%	3%
Auto - Property	0	0	0	0	11	6	10	0	27	0%	0%	41%	22%	37%	0%
Book Account	0	0	0	5	89	180	148	4	426	0%	1%	21%	42%	35%	1%
Civil Rights	0	0	0	1	3	0	7	0	11	0%	9%	27%	0%	64%	0%
Complex Commer	0	0	0	0	4	0	6	2	12	0%	0%	33%	0%	50%	17%
Condemnation	6	1	7	0	10	0	4	40	61	11%	0%	16%	0%	7%	66%
Construction	0	1	1	0	23	7	22	2	55	2%	0%	42%	13%	40%	4%
Contract/Commer	2	2	4	11	111	123	286	19	554	1%	2%	20%	22%	52%	3%
Employment	0	0	0	0	4	0	5	2	11	0%	0%	36%	0%	45%	18%
Lieu of P. Writ	0	7	7	3	1	0	23	1	35	20%	9%	3%	0%	66%	3%
Medical Malprac	1	0	1	3	29	0	33	4	70	1%	4%	41%	0%	47%	6%
Name Change	0	0	0	0	0	0	9	79	88	0%	0%	0%	0%	10%	90%
Other Insurance	0	0	0	0	11	1	14	4	30	0%	0%	37%	3%	47%	13%
Other MCL	0	0	0	0	0	0	0	0	0	0%	0%	0%	0%	0%	0%
Other Track 1	1	1	2	2	47	6	109	74	240	1%	1%	20%	3%	45%	31%
Other Track 3	0	0	0	1	22	0	28	9	60	0%	2%	37%	0%	47%	15%
Other Track 4	0	1	1	1	9	2	5	1	19	5%	5%	47%	11%	26%	5%
Personal Injury	6	1	7	19	290	2	273	35	626	1%	3%	46%	0%	44%	6%
Prod Liability	0	0	0	0	3	0	10	3	16	0%	0%	19%	0%	63%	19%
Prof Malpractic	0	0	0	3	20	1	13	1	38	0%	8%	53%	3%	34%	3%
PIP Coverage	0	0	0	0	0	0	3	2	5	0%	0%	0%	0%	60%	40%
Real Property	0	0	0	1	3	1	14	3	22	0%	5%	14%	5%	64%	14%
Tort Other	0	0	0	5	34	6	53	4	102	0%	5%	33%	6%	52%	4%
Toxic Tort	0	0	0	0	0	0	1	0	1	0%	0%	0%	0%	100%	0%
UM/UIM Bod Inj	4	0	4	0	19	0	46	3	72	6%	0%	26%	0%	64%	4%
<b>Total</b>	<b>49</b>	<b>14</b>	<b>63</b>	<b>64</b>	<b>1,174</b>	<b>339</b>	<b>1,670</b>	<b>320</b>	<b>3,630</b>	<b>2%</b>	<b>2%</b>	<b>32%</b>	<b>9%</b>	<b>46%</b>	<b>9%</b>

Monthly Resolutions

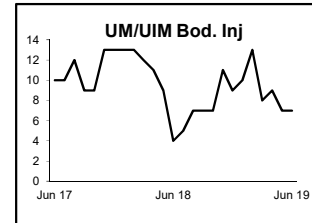
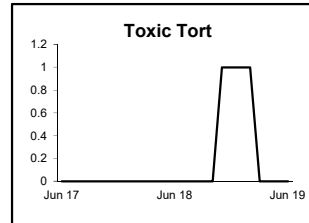
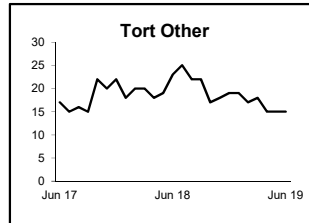
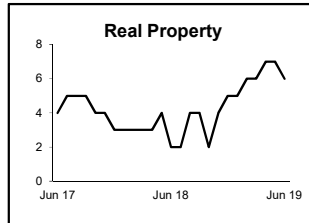
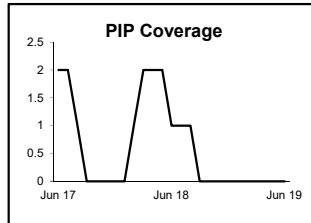
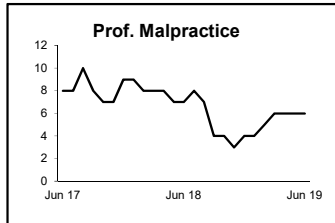
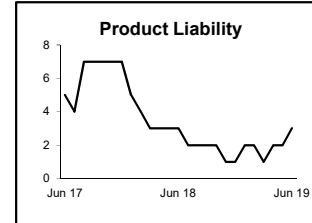
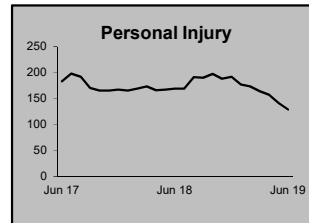
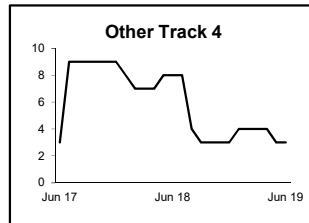
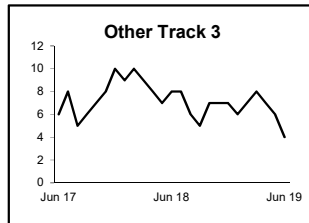
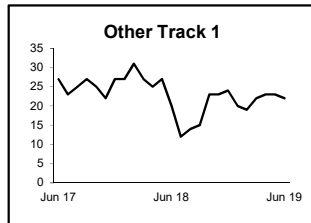
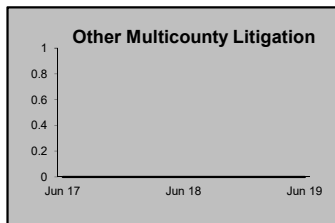
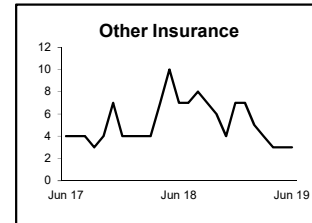

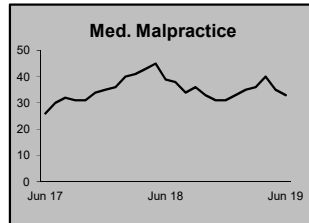
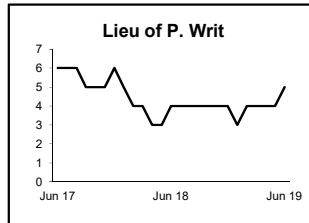
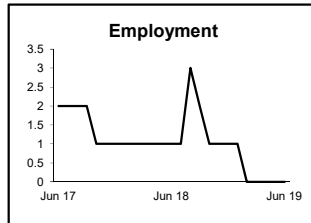
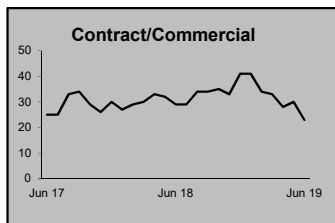
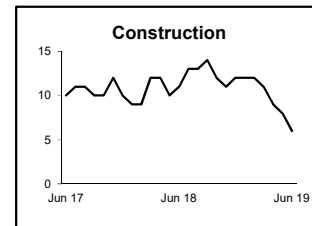
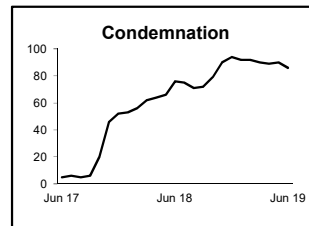
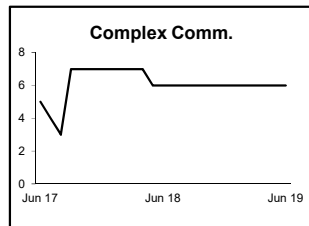
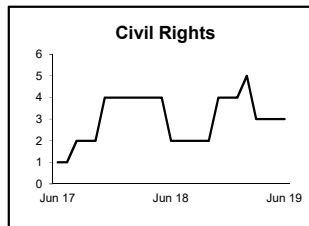
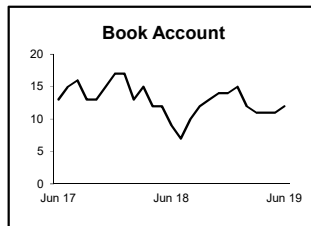
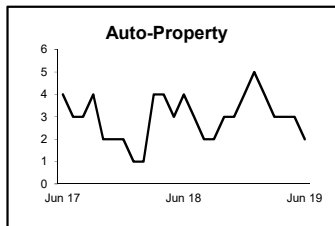
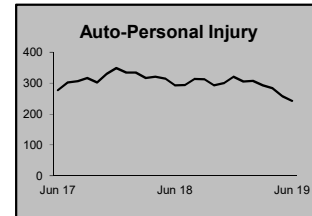
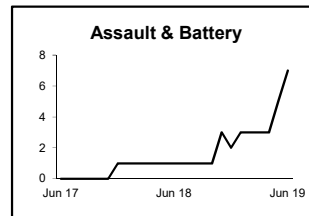
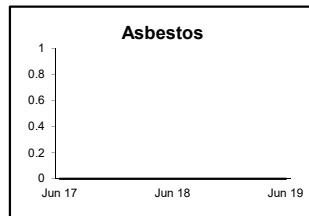
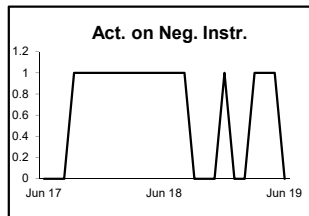
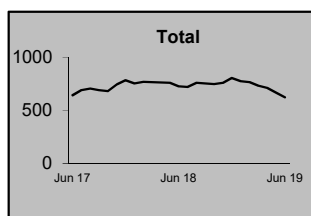


NOTE: Some Multicounty Litigation (MCL) cases were transferred in November 2014: Atlantic to Bergen = 8,935; Atlantic to Middlesex = 4,070.



**CIVIL BACKLOG BY CASETYPE  
JUNE 2019  
OCEAN**

	<b>Total</b>	<b>Backlog</b>	<b>% chg</b>
Jun 17		643	
Jun 18		728	13%
Jun 19		624	-14%



1) Casetypes with the state's largest backlogs are highlighted.

2) Some Multicounty Litigation (MCL) cases were transferred in November 2014: Atlantic to Bergen = 8,935; Atlantic to Middlesex = 4,070.

**CIVIL CASELOAD SUMMARY BY CASETYPE**  
**JULY 2018 -JUNE 2019**  
**PASSAIC**

	Filings			Resolutions			Clearance		Backlog			Backlog Percent		Backlog Per 100 Monthly Filings		Active Pending		
	Jul 2017	Jul 2018	percent change	Jul 2017	Jul 2018	percent change	Jul 2018 - June 2019		June 2018	June 2019	percent change	June 2018	June 2019	June 2018	June 2019	June 2018	June 2019	percent change
	to June 2018	to June 2019		to June 2018	to June 2019		number	percent										
Act on Neg Inst	9	5	-44%	14	6	-57%	1	120%	0	0	0%	0%	0%	0	0	4	3	-25%
Asbestos	0	0	0%	0	0	0%	0	100%	0	0	0%	0%	0%	0	0	0	0	0%
Assault & Bat	7	6	-14%	11	5	-55%	-1	83%	1	0	-100%	17%	0%	171	0	6	7	17%
Auto - Pers Inj	2,049	2,054	0%	2,009	2,039	1%	-15	99%	261	315	21%	11%	13%	153	184	2,421	2,435	1%
Auto - Property	38	42	11%	24	38	58%	-4	90%	0	2		0%	6%	0	57	31	35	13%
Book Account	372	442	19%	418	420	0%	-22	95%	6	9	50%	3%	4%	19	24	188	205	9%
Civil Rights	16	10	-38%	17	9	-47%	-1	90%	1	2	100%	7%	13%	75	240	15	16	7%
Complex Comm	13	14	8%	6	15	150%	1	107%	0	2		0%	20%	0	171	10	10	0%
Condemnation	1	6	500%	0	3		-3	50%	0	0	0%	0%	0%	0	0	1	4	300%
Construction	16	22	38%	19	14	-26%	-8	64%	1	2	100%	10%	11%	75	109	10	18	80%
Contract/Comm	450	441	-2%	427	450	5%	9	102%	14	17	21%	5%	6%	37	46	307	301	-2%
Employment	11	14	27%	14	17	21%	3	121%	2	0	-100%	14%	0%	218	0	14	10	-29%
Lieu of P. Writ	27	13	-52%	23	20	-13%	7	154%	4	3	-25%	17%	18%	178	277	23	17	-26%
Medical Malprac	36	41	14%	54	40	-26%	-1	98%	13	14	8%	19%	20%	433	410	68	70	3%
Name Change	158	101	-36%	161	89	-45%	-12	88%	0	0	0%	0%	0%	0	0	12	23	92%
Other Insurance	46	43	-7%	59	48	-19%	5	112%	5	2	-60%	18%	10%	130	56	28	21	-25%
Other MCL	0	0	0%	0	0	0%	0	100%	0	0	0%	0%	0%	0	0	0	0	0%
Other Track 1	186	175	-6%	176	171	-3%	-4	98%	10	8	-20%	10%	8%	65	55	96	95	-1%
Other Track 3	79	68	-14%	82	62	-24%	-6	91%	5	2	-60%	7%	3%	76	35	73	80	10%
Other Track 4	6	17	183%	17	9	-47%	-8	53%	7	10	43%	50%	43%	1,400	706	14	23	64%
Personal Injury	692	650	-6%	760	658	-13%	8	101%	94	78	-17%	11%	10%	163	144	822	816	-1%
Prod Liability	19	16	-16%	21	19	-10%	3	119%	4	4	0%	19%	21%	253	300	21	19	-10%
Prof Malpractic	22	23	5%	30	25	-17%	2	109%	3	5	67%	8%	14%	164	261	36	36	0%
PIP Coverage	37	36	-3%	30	34	13%	-2	94%	0	0	0%	0%	0%	0	0	13	15	15%
Real Property	23	20	-13%	21	14	-33%	-6	70%	3	3	0%	30%	20%	157	180	10	15	50%
Tort Other	88	92	5%	79	92	16%	0	100%	8	11	38%	10%	13%	109	143	84	85	1%
Toxic Tort	1	0	-100%	0	3		3	100%	1	1	0%	20%	50%	1,200		5	2	-60%
UM/UIB Bod Inj	88	114	30%	100	98	-2%	-16	86%	10	10	0%	9%	8%	136	105	109	127	17%
<b>Total</b>	<b>4,490</b>	<b>4,465</b>	<b>-1%</b>	<b>4,572</b>	<b>4,398</b>	<b>-4%</b>	<b>-67</b>	<b>98%</b>	<b>453</b>	<b>500</b>	<b>10%</b>	<b>10%</b>	<b>11%</b>	<b>121</b>	<b>134</b>	<b>4,421</b>	<b>4,488</b>	<b>2%</b>

NOTE: Some Multicounty Litigation (MCL) cases were transferred in November 2014: Atlantic to Bergen = 8,935; Atlantic to Middlesex = 4,070.

**CIVIL BACKLOG SUMMARY BY CASETYPE**

**June 2019**

**PASSAIC**

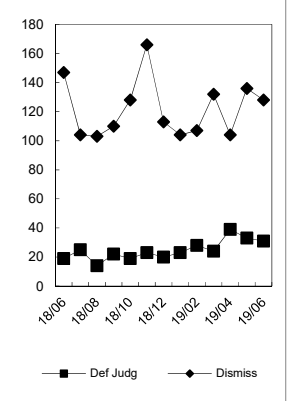
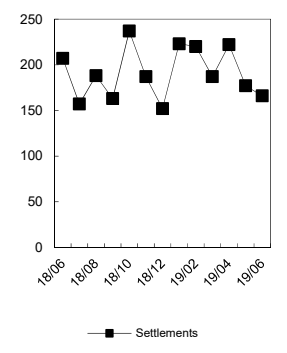
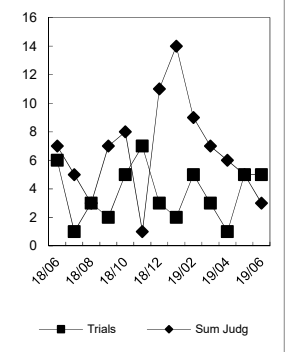
	<b>Cases in Backlog</b>															
	Track 1					Track 2				Track 3			Track 4			Total Backlog
	12 to 18 months	18 to 24 months	24 to 36 months	over 36 months	Total Track 1	18 to 24 months	24 to 36 months	over 36 months	Total Track 2	24 to 36 months	over 36 months	Total Track 3	24 to 36 months	over 36 months	Total Track 4	
Act on Neg Inst	0	0	0	0	0	0	0	0	0	0	0	0	0	0	0	0
Asbestos	0	0	0	0	0	0	0	0	0	0	0	0	0	0	0	0
Assault & Bat	0	0	0	0	0	0	0	0	0	0	0	0	0	0	0	0
Auto - Pers Inj	0	0	0	0	0	267	47	1	315	0	0	0	0	0	0	315
Auto - Property	0	0	0	0	0	2	0	0	2	0	0	0	0	0	0	2
Book Account	8	1	0	0	9	0	0	0	0	0	0	0	0	0	0	9
Civil Rights	0	0	0	0	0	0	0	0	0	2	0	2	0	0	0	2
Complex Comme	0	0	0	0	0	0	0	0	0	0	0	0	2	0	2	2
Condemnation	0	0	0	0	0	0	0	0	0	0	0	0	0	0	0	0
Construction	0	0	0	0	0	1	1	0	2	0	0	0	0	0	0	2
Contract/Comme	0	0	0	0	0	14	3	0	17	0	0	0	0	0	0	17
Employment	0	0	0	0	0	0	0	0	0	0	0	0	0	0	0	0
Lieu of P. Writ	0	0	0	0	0	0	0	0	0	0	0	0	3	0	3	3
Medical Malprac	0	0	0	0	0	0	0	0	0	11	3	14	0	0	0	14
Name Change	0	0	0	0	0	0	0	0	0	0	0	0	0	0	0	0
Other Insurance	2	0	0	0	2	0	0	0	0	0	0	0	0	0	0	2
Other MCL	0	0	0	0	0	0	0	0	0	0	0	0	0	0	0	0
Other Track 1	5	3	0	0	8	0	0	0	0	0	0	0	0	0	0	8
Other Track 3	0	0	0	0	0	0	0	0	0	2	0	2	0	0	0	2
Other Track 4	0	0	0	0	0	0	0	0	0	0	0	0	3	7	10	10
Personal Injury	0	0	0	0	0	65	11	2	78	0	0	0	0	0	0	78
Prod Liability	0	0	0	0	0	0	0	0	0	3	1	4	0	0	0	4
Prof Malpractic	0	0	0	0	0	0	0	0	0	4	1	5	0	0	0	5
PIP Coverage	0	0	0	0	0	0	0	0	0	0	0	0	0	0	0	0
Real Property	1	1	1	0	3	0	0	0	0	0	0	0	0	0	0	3
Tort Other	0	0	0	0	0	7	4	0	11	0	0	0	0	0	0	11
Toxic Tort	0	0	0	0	0	0	0	0	0	1	0	1	0	0	0	1
UM/UIM Bod Inj	0	0	0	0	0	9	1	0	10	0	0	0	0	0	0	10
<b>Total</b>	<b>16</b>	<b>5</b>	<b>1</b>	<b>0</b>	<b>22</b>	<b>365</b>	<b>67</b>	<b>3</b>	<b>435</b>	<b>23</b>	<b>5</b>	<b>28</b>	<b>8</b>	<b>7</b>	<b>15</b>	<b>500</b>

NOTE: Some Multicounty Litigation (MCL) cases were transferred in November 2014: Atlantic to Bergen = 8,935; Atlantic to Middlesex = 4,070.

**CIVIL RESOLUTION SUMMARY BY CASETYPE**  
**JULY 2018 - JUNE 2019**  
**PASSAIC**

	Trial			Summary					Total	Percent resolved by					
	Jury	Nonjury	Total	Judgment	Settlement	Default Judgment	Dismiss	Other		Trial	Sum Jud	Settle	Default J	Dismiss	Other
Act on Neg Inst	0	0	0	0	0	5	1	0	6	0%	0%	0%	83%	17%	0%
Asbestos	0	0	0	0	0	0	0	0	0	0%	0%	0%	0%	0%	0%
Assault & Bat	0	0	0	1	2	0	2	0	5	0%	20%	40%	0%	40%	0%
Auto - Pers Inj	14	0	14	20	1,353	18	572	62	2,039	1%	1%	66%	1%	28%	3%
Auto - Property	0	0	0	0	16	6	16	0	38	0%	0%	42%	16%	42%	0%
Book Account	0	2	2	19	93	153	146	7	420	0%	5%	22%	36%	35%	2%
Civil Rights	0	0	0	1	2	0	4	2	9	0%	11%	22%	0%	44%	22%
Complex Commer	0	0	0	0	10	0	3	2	15	0%	0%	67%	0%	20%	13%
Condemnation	0	0	0	2	0	0	1	0	3	0%	67%	0%	0%	33%	0%
Construction	0	0	0	0	5	3	5	1	14	0%	0%	36%	21%	36%	7%
Contract/Commer	0	6	6	7	124	80	221	12	450	1%	2%	28%	18%	49%	3%
Employment	0	1	1	0	6	0	9	1	17	6%	0%	35%	0%	53%	6%
Lieu of P. Writ	0	1	1	1	2	1	13	2	20	5%	5%	10%	5%	65%	10%
Medical Malprac	6	0	6	0	23	0	9	2	40	15%	0%	58%	0%	23%	5%
Name Change	0	0	0	0	0	0	9	80	89	0%	0%	0%	0%	10%	90%
Other Insurance	0	0	0	2	15	0	22	9	48	0%	4%	31%	0%	46%	19%
Other MCL	0	0	0	0	0	0	0	0	0	0%	0%	0%	0%	0%	0%
Other Track 1	3	1	4	8	47	16	73	23	171	2%	5%	27%	9%	43%	13%
Other Track 3	1	0	1	0	31	0	25	5	62	2%	0%	50%	0%	40%	8%
Other Track 4	0	0	0	1	2	1	5	0	9	0%	11%	22%	11%	56%	0%
Personal Injury	6	0	6	12	416	8	183	33	658	1%	2%	63%	1%	28%	5%
Prod Liability	0	0	0	1	9	0	6	3	19	0%	5%	47%	0%	32%	16%
Prof Malpractic	1	0	1	0	12	2	9	1	25	4%	0%	48%	8%	36%	4%
PIP Coverage	0	0	0	1	4	0	22	7	34	0%	3%	12%	0%	65%	21%
Real Property	0	0	0	0	0	2	10	2	14	0%	0%	0%	14%	71%	14%
Tort Other	0	0	0	0	35	4	46	7	92	0%	0%	38%	4%	50%	8%
Toxic Tort	0	0	0	1	2	0	0	0	3	0%	33%	67%	0%	0%	0%
UM/UIB Bod Inj	0	0	0	2	70	2	23	1	98	0%	2%	71%	2%	23%	1%
<b>Total</b>	<b>31</b>	<b>11</b>	<b>42</b>	<b>79</b>	<b>2,279</b>	<b>301</b>	<b>1,435</b>	<b>262</b>	<b>4,398</b>	<b>1%</b>	<b>2%</b>	<b>52%</b>	<b>7%</b>	<b>33%</b>	<b>6%</b>

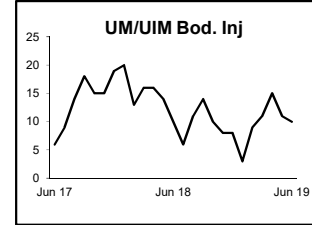
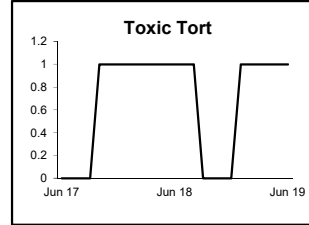
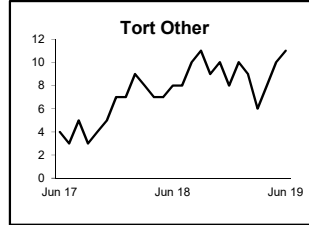
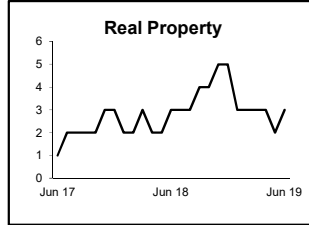
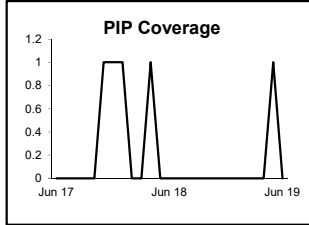
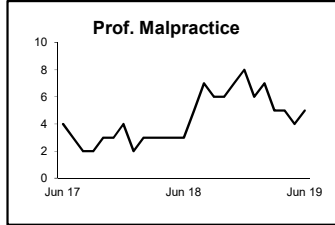
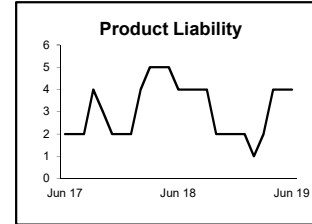
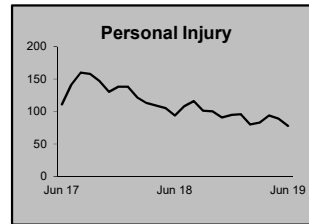
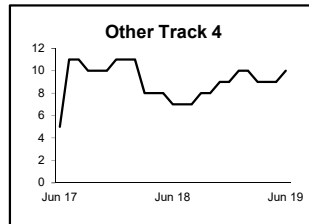
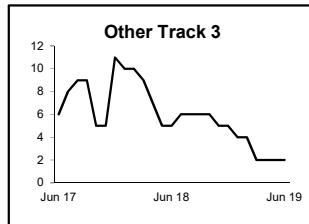
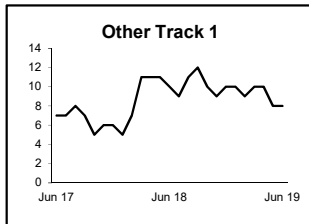
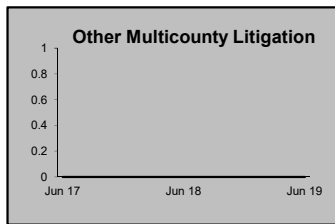
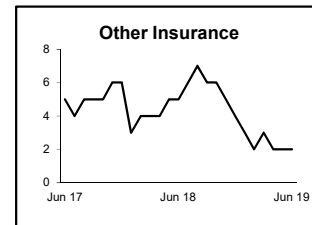
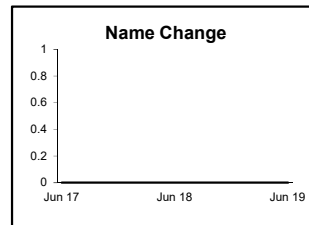
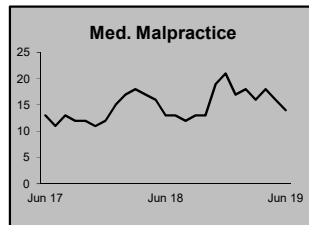
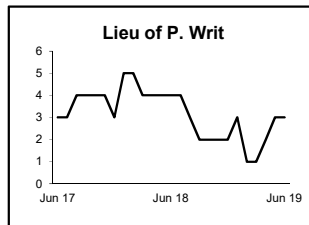
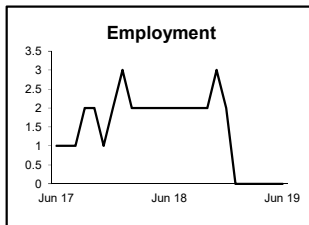
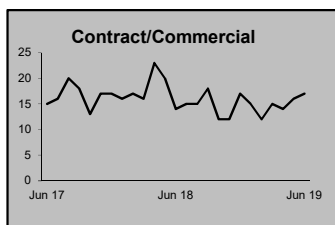
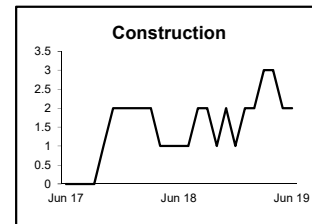
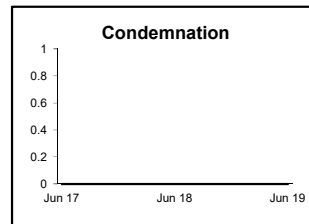
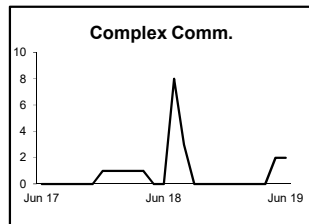
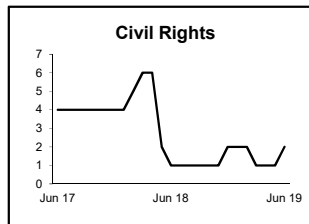
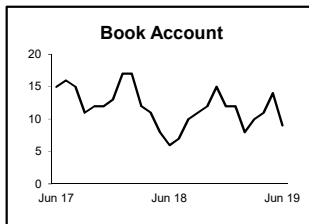
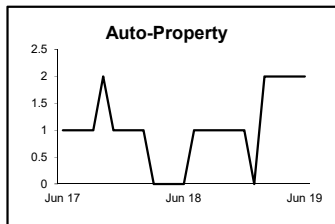
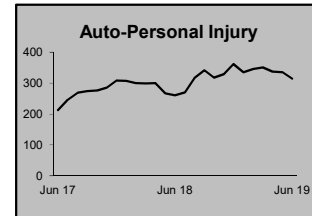
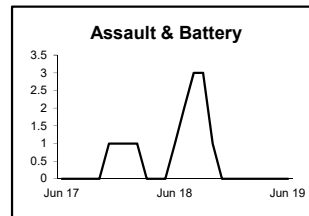
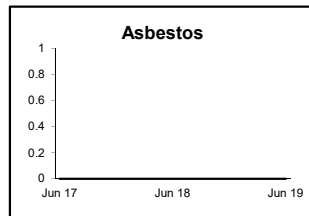
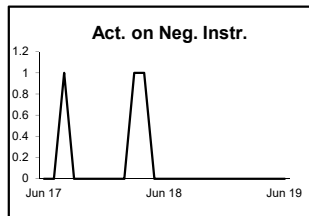
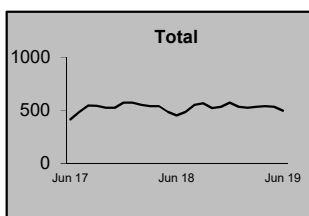
Monthly Resolutions



NOTE: Some Multicounty Litigation (MCL) cases were transferred in November 2014: Atlantic to Bergen = 8,935; Atlantic to Middlesex = 4,070.

**CIVIL BACKLOG BY CASETYPE**  
**JUNE 2019**  
**PASSAIC**

	<b>Total</b>	<b>% chg</b>
Jun 17	416	
Jun 18	453	9%
Jun 19	500	10%



1) Casetypes with the state's largest backlogs are highlighted.

2) Some Multicounty Litigation (MCL) cases were transferred in November 2014: Atlantic to Bergen = 8,935; Atlantic to Middlesex = 4,070.

**CIVIL CASELOAD SUMMARY BY CASETYPE**

**JULY 2018 -JUNE 2019**

**SALEM**

	Filings			Resolutions			Clearance		Backlog			Backlog Percent		Backlog Per 100 Monthly Filings		Active Pending		
	Jul 2017 to June 2018	Jul 2018 to June 2019	percent change	Jul 2017 to June 2018	Jul 2018 to June 2019	percent change	Jul 2018 - June 2019		June 2018	June 2019	percent change	June 2018	June 2019	June 2018	June 2019	June 2018	June 2019	percent change
							number	percent										
Act on Neg Inst	3	4	33%	3	2	-33%	-2	50%	0	0	0%	0%	0%	0	0	1	3	200%
Asbestos	0	0	0%	0	0	0%	0	100%	0	0	0%	0%	0%	0	0	0	0	0%
Assault & Bat	0	4		1	1	0%	-3	25%	2	2	0%	67%	33%	600	3	6	100%	
Auto - Pers Inj	54	34	-37%	56	45	-20%	11	132%	10	13	30%	17%	27%	222	459	60	49	-18%
Auto - Property	3	5	67%	4	2	-50%	-3	40%	0	0	0%	0%	0%	0	0	1	4	300%
Book Account	58	57	-2%	72	57	-21%	0	100%	0	0	0%	0%	0%	0	0	18	18	0%
Civil Rights	2	4	100%	4	2	-50%	-2	50%	1	3	200%	17%	38%	600	900	6	8	33%
Complex Comm	1	1	0%	1	0	-100%	-1	0%	0	0	0%	0%	0%	0	0	0	0	0%
Condemnation	1	0	-100%	0	1		1	100%	0	0	0%	0%	0%	0	0	1	0	-100%
Construction	3	3	0%	2	4	100%	1	133%	1	0	-100%	25%	0%	400	0	4	3	-25%
Contract/Comm	37	36	-3%	30	25	-17%	-11	69%	2	0	-100%	10%	0%	65	0	21	33	57%
Employment	3	2	-33%	1	5	400%	3	250%	1	0	-100%	25%	0%	400	0	4	1	-75%
Lieu of P. Writ	2	3	50%	4	3	-25%	0	100%	0	0	0%	0%	0%	0	0	1	1	0%
Medical Malprac	2	5	150%	4	5	25%	0	100%	1	0	-100%	25%	0%	600	0	4	4	0%
Name Change	18	12	-33%	19	9	-53%	-3	75%	0	0	0%	0%	0%	0	0	1	4	300%
Other Insurance	4	1	-75%	1	1	0%	0	100%	0	2		0%	100%	0	2,400	2	2	0%
Other MCL	0	0	0%	0	0	0%	0	100%	0	0	0%	0%	0%	0	0	0	0	0%
Other Track 1	22	25	14%	24	23	-4%	-2	92%	1	1	0%	10%	8%	55	48	10	12	20%
Other Track 3	5	13	160%	5	12	140%	-1	92%	0	0	0%	0%	0%	0	0	7	8	14%
Other Track 4	5	2	-60%	5	2	-60%	0	100%	1	2	100%	20%	40%	240	1,200	5	5	0%
Personal Injury	35	39	11%	40	34	-15%	-5	87%	6	9	50%	13%	17%	206	277	47	52	11%
Prod Liability	2	1	-50%	0	1		0	100%	0	0	0%	0%	0%	0	0	3	3	0%
Prof Malpractic	1	3	200%	2	2	0%	-1	67%	1	0	-100%	50%	0%	1,200	0	2	3	50%
PIP Coverage	2	2	0%	3	4	33%	2	200%	1	0	-100%	33%	0%	600	0	3	1	-67%
Real Property	2	3	50%	2	3	50%	0	100%	0	0	0%	0%	0%	0	0	0	0	0%
Tort Other	9	4	-56%	7	7	0%	3	175%	1	0	-100%	11%	0%	133	0	9	6	-33%
Toxic Tort	0	0	0%	1	1	0%	1	100%	0	0	0%	0%	0%	0	0	1	0	-100%
UM/UIIM Bod Inj	7	1	-86%	2	3	50%	2	300%	2	2	0%	29%	40%	343	2,400	7	5	-29%
<b>Total</b>	<b>281</b>	<b>264</b>	<b>-6%</b>	<b>293</b>	<b>254</b>	<b>-13%</b>	<b>-10</b>	<b>96%</b>	<b>31</b>	<b>34</b>	<b>10%</b>	<b>14%</b>	<b>15%</b>	<b>132</b>	<b>155</b>	<b>221</b>	<b>231</b>	<b>5%</b>

NOTE: Some Multicounty Litigation (MCL) cases were transferred in November 2014: Atlantic to Bergen = 8,935; Atlantic to Middlesex = 4,070.

**CIVIL BACKLOG SUMMARY BY CASETYPE**

**June 2019**

**SALEM**

	<b>Cases in Backlog</b>															
	Track 1					Track 2				Track 3			Track 4			Total Backlog
	12 to 18 months	18 to 24 months	24 to 36 months	over 36 months	Total Track 1	18 to 24 months	24 to 36 months	over 36 months	Total Track 2	24 to 36 months	over 36 months	Total Track 3	24 to 36 months	over 36 months	Total Track 4	
Act on Neg Inst	0	0	0	0	0	0	0	0	0	0	0	0	0	0	0	0
Asbestos	0	0	0	0	0	0	0	0	0	0	0	0	0	0	0	0
Assault & Bat	0	0	0	0	0	0	0	0	0	1	1	2	0	0	0	2
Auto - Pers Inj	0	0	0	0	0	9	4	0	13	0	0	0	0	0	0	13
Auto - Property	0	0	0	0	0	0	0	0	0	0	0	0	0	0	0	0
Book Account	0	0	0	0	0	0	0	0	0	0	0	0	0	0	0	0
Civil Rights	0	0	0	0	0	0	0	0	0	2	1	3	0	0	0	3
Complex Comme	0	0	0	0	0	0	0	0	0	0	0	0	0	0	0	0
Condemnation	0	0	0	0	0	0	0	0	0	0	0	0	0	0	0	0
Construction	0	0	0	0	0	0	0	0	0	0	0	0	0	0	0	0
Contract/Comme	0	0	0	0	0	0	0	0	0	0	0	0	0	0	0	0
Employment	0	0	0	0	0	0	0	0	0	0	0	0	0	0	0	0
Lieu of P. Writ	0	0	0	0	0	0	0	0	0	0	0	0	0	0	0	0
Medical Malprac	0	0	0	0	0	0	0	0	0	0	0	0	0	0	0	0
Name Change	0	0	0	0	0	0	0	0	0	0	0	0	0	0	0	0
Other Insurance	0	2	0	0	2	0	0	0	0	0	0	0	0	0	0	2
Other MCL	0	0	0	0	0	0	0	0	0	0	0	0	0	0	0	0
Other Track 1	0	1	0	0	1	0	0	0	0	0	0	0	0	0	0	1
Other Track 3	0	0	0	0	0	0	0	0	0	0	0	0	0	0	0	0
Other Track 4	0	0	0	0	0	0	0	0	0	0	0	0	1	1	2	2
Personal Injury	0	0	0	0	0	6	3	0	9	0	0	0	0	0	0	9
Prod Liability	0	0	0	0	0	0	0	0	0	0	0	0	0	0	0	0
Prof Malpractic	0	0	0	0	0	0	0	0	0	0	0	0	0	0	0	0
PIP Coverage	0	0	0	0	0	0	0	0	0	0	0	0	0	0	0	0
Real Property	0	0	0	0	0	0	0	0	0	0	0	0	0	0	0	0
Tort Other	0	0	0	0	0	0	0	0	0	0	0	0	0	0	0	0
Toxic Tort	0	0	0	0	0	0	0	0	0	0	0	0	0	0	0	0
UM/UIM Bod Inj	0	0	0	0	0	1	1	0	2	0	0	0	0	0	0	2
<b>Total</b>	<b>0</b>	<b>3</b>	<b>0</b>	<b>0</b>	<b>3</b>	<b>16</b>	<b>8</b>	<b>0</b>	<b>24</b>	<b>3</b>	<b>2</b>	<b>5</b>	<b>1</b>	<b>1</b>	<b>2</b>	<b>34</b>

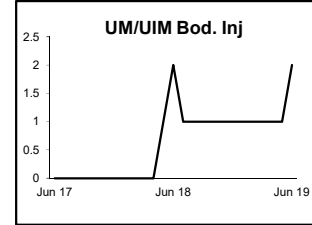
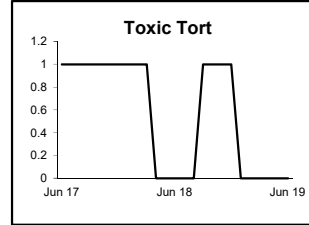
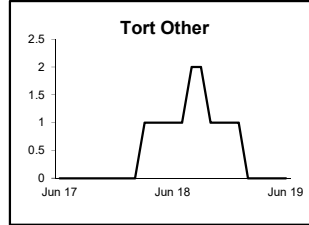
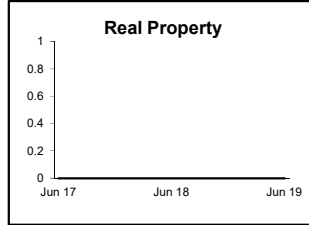
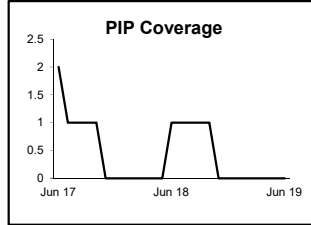
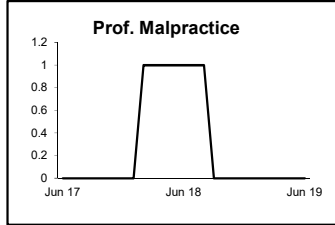
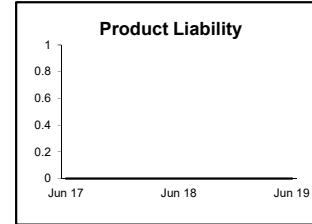
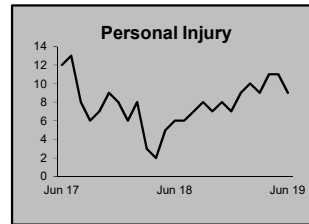
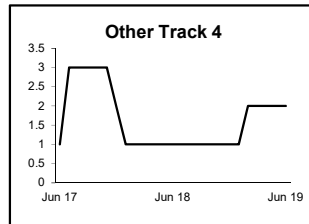
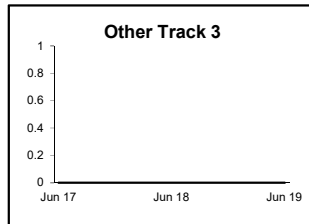
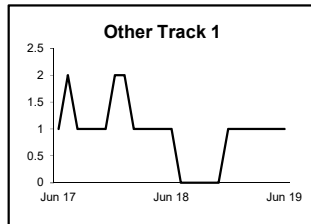
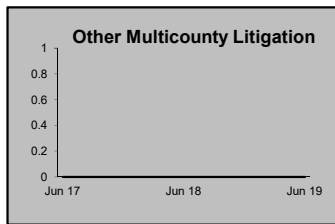
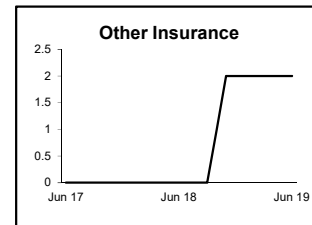
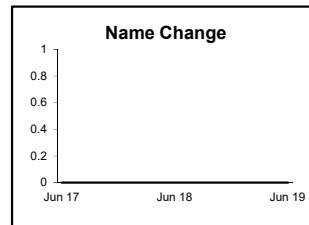
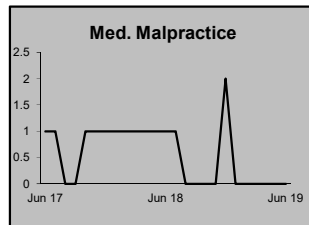
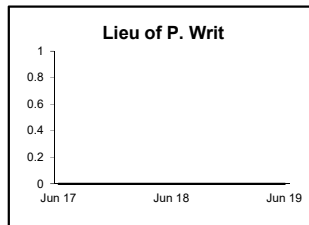
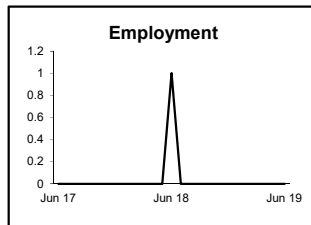
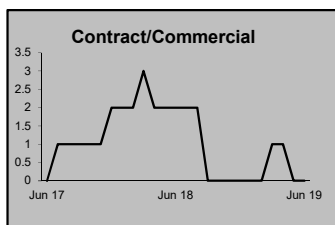
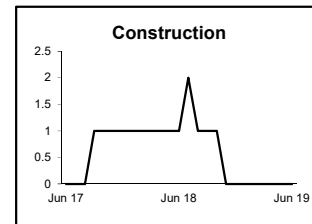
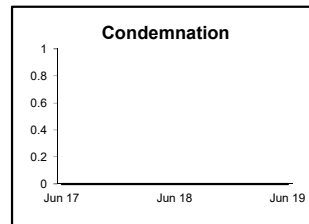

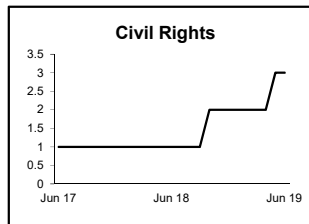
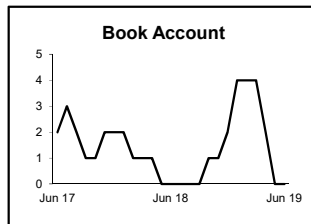
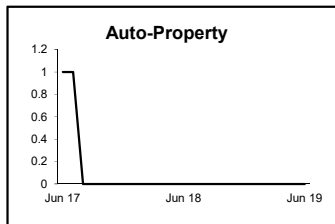
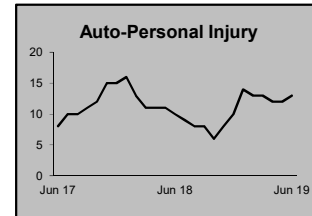
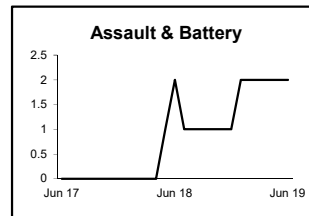
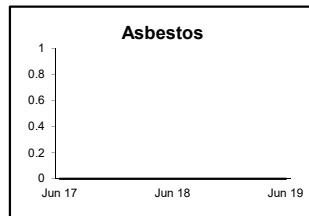
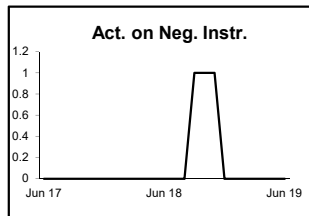
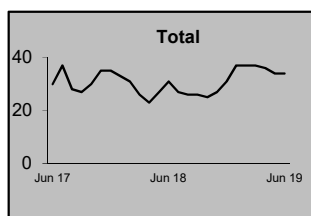
NOTE: Some Multicounty Litigation (MCL) cases were transferred in November 2014: Atlantic to Bergen = 8,935; Atlantic to Middlesex = 4,070.





**CIVIL BACKLOG BY CASETYPE  
JUNE 2019  
SALEM**

	<b>Total</b>	<b>Backlog</b>	<b>% chg</b>
Jun 17		30	
Jun 18		31	3%
Jun 19		34	10%



1) Casetypes with the state's largest backlogs are highlighted.

2) Some Multicounty Litigation (MCL) cases were transferred in November 2014: Atlantic to Bergen = 8,935; Atlantic to Middlesex = 4,070.

**CIVIL CASELOAD SUMMARY BY CASETYPE**  
**JULY 2018 -JUNE 2019**  
**SOMERSET**

	Filings			Resolutions			Clearance		Backlog			Backlog Percent		Backlog Per 100 Monthly Filings		Active Pending		
	Jul 2017 to June 2018	Jul 2018 to June 2019	percent change	Jul 2017 to June 2018	Jul 2018 to June 2019	percent change	Jul 2018 - June 2019		June 2018	June 2019	percent change	June 2018	June 2019	June 2018	June 2019	percent change		
							number	percent										
Act on Neg Inst	11	9	-18%	8	9	13%	0	100%	0	0	0%	0%	0%	0	0	6	3	-50%
Asbestos	0	0	0%	0	0	0%	0	100%	0	0	0%	0%	0%	0	0	0	0	0%
Assault & Bat	3	2	-33%	4	4	0%	2	200%	1	1	0%	17%	25%	400	600	6	4	-33%
Auto - Pers Inj	384	440	15%	356	405	14%	-35	92%	54	28	-48%	12%	6%	169	76	456	495	9%
Auto - Property	13	17	31%	14	13	-7%	-4	76%	0	0	0%	0%	0%	0	0	8	11	38%
Book Account	237	270	14%	255	252	-1%	-18	93%	0	0	0%	0%	0%	0	0	110	109	-1%
Civil Rights	9	7	-22%	4	9	125%	2	129%	0	1		0%	14%	0	171	9	7	-22%
Complex Comme	11	10	-9%	21	24	14%	14	240%	7	9	29%	27%	30%	764	1,080	26	30	15%
Condemnation	0	4		3	1	-67%	-3	25%	0	0	0%	0%	0%	0	0	0	3	
Construction	19	17	-11%	16	21	31%	4	124%	3	1	-67%	19%	8%	189	71	16	12	-25%
Contract/Comme	287	314	9%	304	313	3%	-1	100%	6	6	0%	3%	3%	25	23	194	232	20%
Employment	5	7	40%	3	9	200%	2	129%	0	0	0%	0%	0%	0	0	6	4	-33%
Lieu of P. Writ	20	18	-10%	25	19	-24%	1	106%	1	0	-100%	11%	0%	60	0	9	9	0%
Medical Malprac	27	29	7%	24	28	17%	-1	97%	11	4	-64%	28%	9%	489	166	39	43	10%
Name Change	88	76	-14%	81	80	-1%	4	105%	0	0	0%	0%	0%	0	0	16	13	-19%
Other Insurance	12	17	42%	10	10	0%	-7	59%	0	0	0%	0%	0%	0	0	5	7	40%
Other MCL	0	0	0%	0	0	0%	0	100%	0	0	0%	0%	0%	0	0	0	0	0%
Other Track 1	157	117	-25%	172	96	-44%	-21	82%	0	0	0%	0%	0%	0	0	39	32	-18%
Other Track 3	54	36	-33%	48	56	17%	20	156%	2	2	0%	4%	6%	44	67	54	35	-35%
Other Track 4	17	14	-18%	29	12	-59%	-2	86%	7	7	0%	35%	27%	494	600	20	26	30%
Personal Injury	209	208	0%	213	216	1%	8	104%	43	19	-56%	17%	8%	247	110	255	241	-5%
Prod Liability	7	14	100%	8	13	63%	-1	93%	1	0	-100%	10%	0%	171	0	10	13	30%
Prof Malpractic	18	14	-22%	10	16	60%	2	114%	3	5	67%	10%	14%	200	429	31	36	16%
PIP Coverage	11	12	9%	13	10	-23%	-2	83%	0	0	0%	0%	0%	0	0	3	4	33%
Real Property	19	17	-11%	12	8	-33%	-9	47%	0	0	0%	0%	0%	0	0	7	7	0%
Tort Other	63	58	-8%	54	64	19%	6	110%	3	5	67%	6%	12%	57	103	54	41	-24%
Toxic Tort	0	1		1	1	0%	0	100%	0	0	0%	0%	0%	0	0	1	1	0%
UM/UIIM Bod Inj	23	15	-35%	23	15	-35%	0	100%	1	1	0%	5%	5%	52	80	22	22	0%
<b>Total</b>	<b>1,704</b>	<b>1,743</b>	<b>2%</b>	<b>1,711</b>	<b>1,704</b>	<b>0%</b>	<b>-39</b>	<b>98%</b>	<b>143</b>	<b>89</b>	<b>-38%</b>	<b>10%</b>	<b>6%</b>	<b>101</b>	<b>61</b>	<b>1,402</b>	<b>1,440</b>	<b>3%</b>

NOTE: Some Multicounty Litigation (MCL) cases were transferred in November 2014: Atlantic to Bergen = 8,935; Atlantic to Middlesex = 4,070.

**CIVIL BACKLOG SUMMARY BY CASETYPE**

**June 2019**

**SOMERSET**

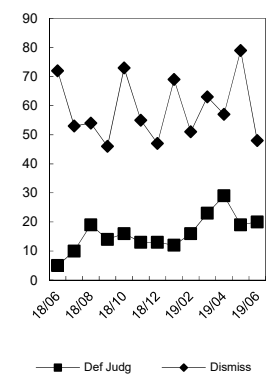
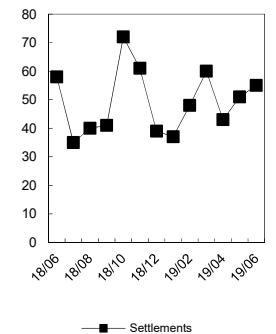
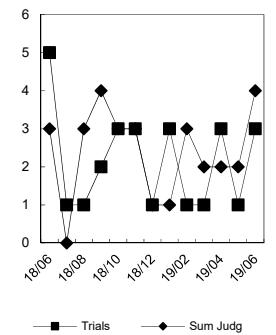
	<b>Cases in Backlog</b>															
	Track 1					Track 2				Track 3			Track 4			Total Backlog
	12 to 18 months	18 to 24 months	24 to 36 months	over 36 months	Total Track 1	18 to 24 months	24 to 36 months	over 36 months	Total Track 2	24 to 36 months	over 36 months	Total Track 3	24 to 36 months	over 36 months	Total Track 4	
Act on Neg Inst	0	0	0	0	0	0	0	0	0	0	0	0	0	0	0	0
Asbestos	0	0	0	0	0	0	0	0	0	0	0	0	0	0	0	0
Assault & Bat	0	0	0	0	0	0	0	0	0	1	0	1	0	0	0	1
Auto - Pers Inj	0	0	0	0	0	21	7	0	28	0	0	0	0	0	0	28
Auto - Property	0	0	0	0	0	0	0	0	0	0	0	0	0	0	0	0
Book Account	0	0	0	0	0	0	0	0	0	0	0	0	0	0	0	0
Civil Rights	0	0	0	0	0	0	0	0	0	1	0	1	0	0	0	1
Complex Comme	0	0	0	0	0	0	0	0	0	0	0	0	6	3	9	9
Condemnation	0	0	0	0	0	0	0	0	0	0	0	0	0	0	0	0
Construction	0	0	0	0	0	0	1	0	1	0	0	0	0	0	0	1
Contract/Comme	0	0	0	0	0	3	3	0	6	0	0	0	0	0	0	6
Employment	0	0	0	0	0	0	0	0	0	0	0	0	0	0	0	0
Lieu of P. Writ	0	0	0	0	0	0	0	0	0	0	0	0	0	0	0	0
Medical Malprac	0	0	0	0	0	0	0	0	0	3	1	4	0	0	0	4
Name Change	0	0	0	0	0	0	0	0	0	0	0	0	0	0	0	0
Other Insurance	0	0	0	0	0	0	0	0	0	0	0	0	0	0	0	0
Other MCL	0	0	0	0	0	0	0	0	0	0	0	0	0	0	0	0
Other Track 1	0	0	0	0	0	0	0	0	0	0	0	0	0	0	0	0
Other Track 3	0	0	0	0	0	0	0	0	0	2	0	2	0	0	0	2
Other Track 4	0	0	0	0	0	0	0	0	0	0	0	0	3	4	7	7
Personal Injury	0	0	0	0	0	10	6	3	19	0	0	0	0	0	0	19
Prod Liability	0	0	0	0	0	0	0	0	0	0	0	0	0	0	0	0
Prof Malpractic	0	0	0	0	0	0	0	0	0	4	1	5	0	0	0	5
PIP Coverage	0	0	0	0	0	0	0	0	0	0	0	0	0	0	0	0
Real Property	0	0	0	0	0	0	0	0	0	0	0	0	0	0	0	0
Tort Other	0	0	0	0	0	2	2	1	5	0	0	0	0	0	0	5
Toxic Tort	0	0	0	0	0	0	0	0	0	0	0	0	0	0	0	0
UM/UIM Bod Inj	0	0	0	0	0	1	0	0	1	0	0	0	0	0	0	1
<b>Total</b>	<b>0</b>	<b>0</b>	<b>0</b>	<b>0</b>	<b>0</b>	<b>37</b>	<b>19</b>	<b>4</b>	<b>60</b>	<b>11</b>	<b>2</b>	<b>13</b>	<b>9</b>	<b>7</b>	<b>16</b>	<b>89</b>

NOTE: Some Multicounty Litigation (MCL) cases were transferred in November 2014: Atlantic to Bergen = 8,935; Atlantic to Middlesex = 4,070.

**CIVIL RESOLUTION SUMMARY BY CASETYPE**  
**JULY 2018 - JUNE 2019**  
**SOMERSET**

	Trial			Summary					Total	Percent resolved by					
	Jury	Nonjury	Total	Judgment	Settlement	Default Judgment	Dismiss	Other		Trial	Sum Jud	Settle	Default J	Dismiss	Other
Act on Neg Inst	0	0	0	0	1	4	4	0	9	0%	0%	11%	44%	44%	0%
Asbestos	0	0	0	0	0	0	0	0	0	0%	0%	0%	0%	0%	0%
Assault & Bat	0	0	0	0	2	0	2	0	4	0%	0%	50%	0%	50%	0%
Auto - Pers Inj	7	0	7	2	192	3	198	3	405	2%	0%	47%	1%	49%	1%
Auto - Property	0	1	1	0	4	2	5	1	13	8%	0%	31%	15%	38%	8%
Book Account	0	0	0	7	54	106	83	2	252	0%	3%	21%	42%	33%	1%
Civil Rights	0	0	0	0	0	0	4	5	9	0%	0%	0%	0%	44%	56%
Complex Commer	0	1	1	0	14	1	8	0	24	4%	0%	58%	4%	33%	0%
Condemnation	0	0	0	0	0	0	1	0	1	0%	0%	0%	0%	100%	0%
Construction	0	0	0	0	10	3	5	3	21	0%	0%	48%	14%	24%	14%
Contract/Commer	0	4	4	9	73	71	142	14	313	1%	3%	23%	23%	45%	4%
Employment	0	0	0	0	3	0	5	1	9	0%	0%	33%	0%	56%	11%
Lieu of P. Writ	0	2	2	1	4	0	9	3	19	11%	5%	21%	0%	47%	16%
Medical Malprac	2	0	2	0	14	0	10	2	28	7%	0%	50%	0%	36%	7%
Name Change	0	0	0	0	0	0	4	76	80	0%	0%	0%	0%	5%	95%
Other Insurance	0	0	0	1	1	0	8	0	10	0%	10%	10%	0%	80%	0%
Other MCL	0	0	0	0	0	0	0	0	0	0%	0%	0%	0%	0%	0%
Other Track 1	0	0	0	2	31	4	28	31	96	0%	2%	32%	4%	29%	32%
Other Track 3	0	0	0	0	30	0	20	6	56	0%	0%	54%	0%	36%	11%
Other Track 4	1	0	1	0	7	0	4	0	12	8%	0%	58%	0%	33%	0%
Personal Injury	4	1	5	3	97	0	101	10	216	2%	1%	45%	0%	47%	5%
Prod Liability	0	0	0	0	2	0	5	6	13	0%	0%	15%	0%	38%	46%
Prof Malpractic	0	0	0	1	6	0	7	2	16	0%	6%	38%	0%	44%	13%
PIP Coverage	0	0	0	0	1	3	5	1	10	0%	0%	10%	30%	50%	10%
Real Property	0	0	0	1	3	1	2	1	8	0%	13%	38%	13%	25%	13%
Tort Other	0	0	0	1	23	6	29	5	64	0%	2%	36%	9%	45%	8%
Toxic Tort	0	0	0	0	1	0	0	0	1	0%	0%	100%	0%	0%	0%
UM/UIM Bod Inj	0	0	0	0	9	0	6	0	15	0%	0%	60%	0%	40%	0%
<b>Total</b>	<b>14</b>	<b>9</b>	<b>23</b>	<b>28</b>	<b>582</b>	<b>204</b>	<b>695</b>	<b>172</b>	<b>1,704</b>	<b>1%</b>	<b>2%</b>	<b>34%</b>	<b>12%</b>	<b>41%</b>	<b>10%</b>

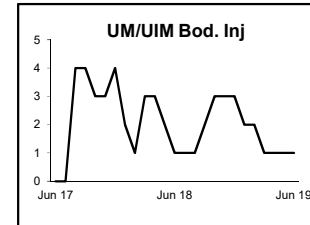
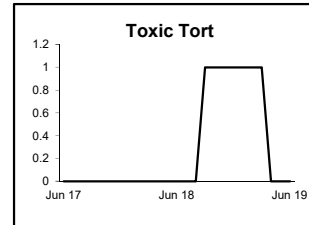
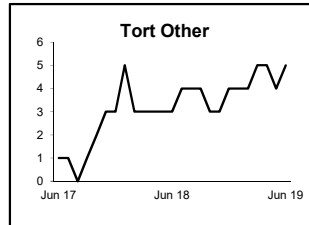
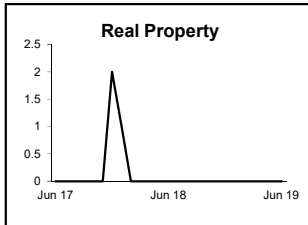
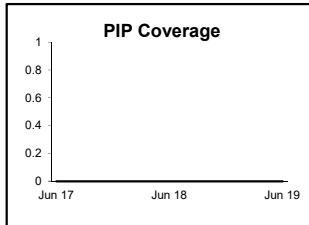
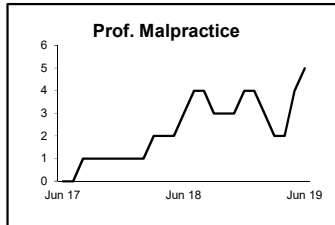
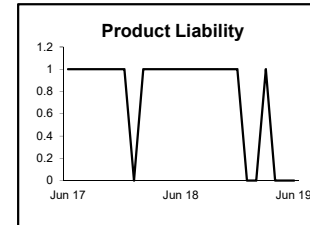
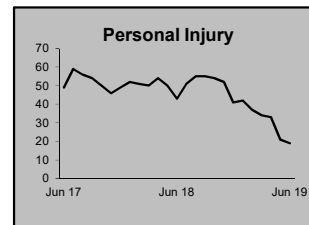
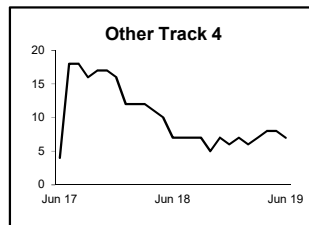
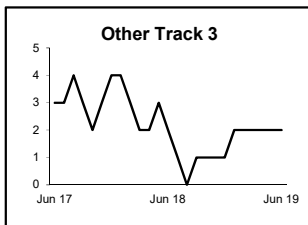
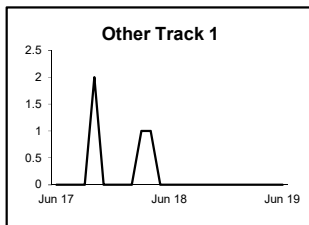
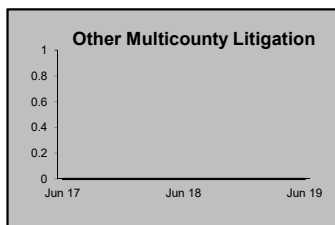
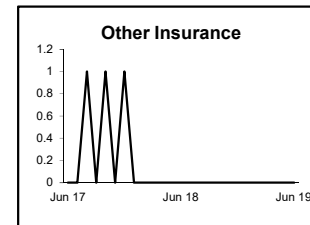
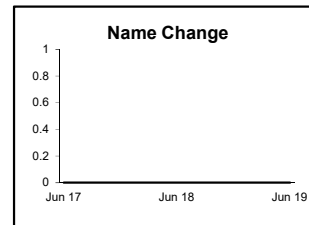
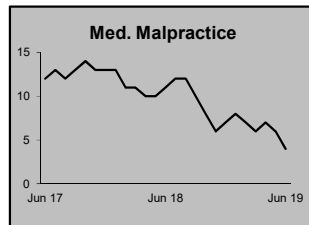
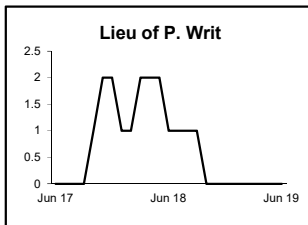
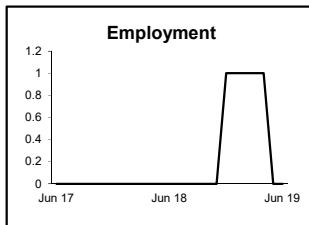
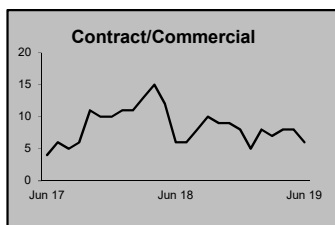
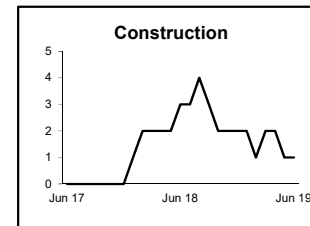
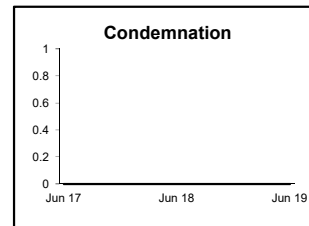
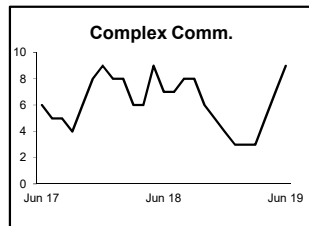
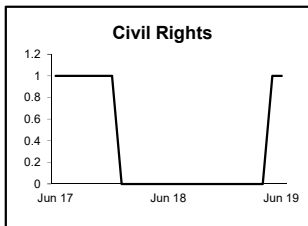
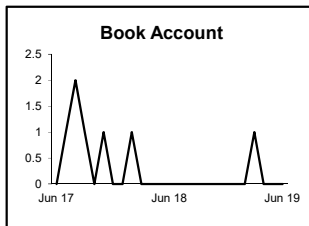
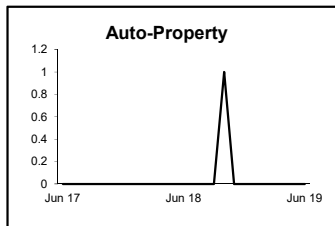
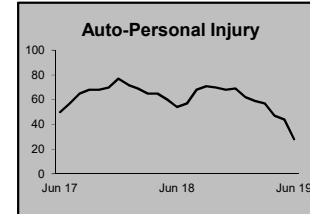
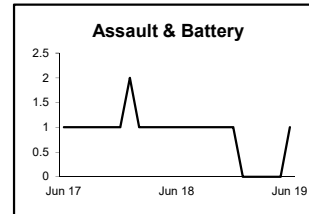
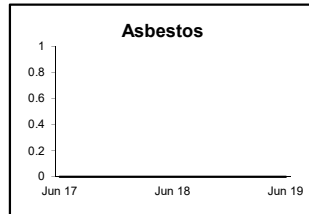
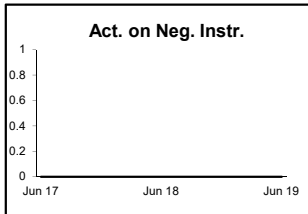
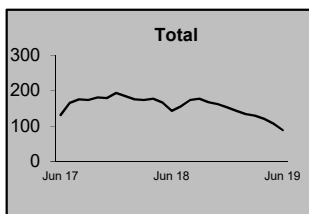
Monthly Resolutions



NOTE: Some Multicounty Litigation (MCL) cases were transferred in November 2014: Atlantic to Bergen = 8,935; Atlantic to Middlesex = 4,070.

**CIVIL BACKLOG BY CASETYPE  
JUNE 2019  
SOMERSET**

	<b>Total</b>	<b>Backlog</b>	<b>% chg</b>
Jun 17		132	
Jun 18		143	8%
Jun 19		89	-38%



1) Casetypes with the state's largest backlogs are highlighted.

2) Some Multicounty Litigation (MCL) cases were transferred in November 2014: Atlantic to Bergen = 8,935; Atlantic to Middlesex = 4,070.

**CIVIL CASELOAD SUMMARY BY CASETYPE**  
**JULY 2018 -JUNE 2019**  
**SUSSEX**

	Filings			Resolutions			Clearance		Backlog			Backlog Percent		Backlog Per 100 Monthly Filings		Active Pending		
	Jul 2017 to June 2018	Jul 2018 to June 2019	percent change	Jul 2017 to June 2018	Jul 2018 to June 2019	percent change	Jul 2018 - June 2019		June 2018	June 2019	percent change	June 2018	June 2019	June 2018	June 2019	percent change		
							number	percent										
Act on Neg Inst	4	<b>4</b>	0%	3	<b>4</b>	33%	<b>0</b>	<b>100%</b>	0	<b>1</b>		0%	<b>33%</b>	0	<b>300</b>	4	<b>3</b>	-25%
Asbestos	0	<b>0</b>	0%	0	<b>0</b>	0%	<b>0</b>	<b>100%</b>	0	<b>0</b>	0%	0%	<b>0%</b>	0	<b>0</b>	0	<b>0</b>	0%
Assault & Bat	1	<b>1</b>	0%	1	<b>2</b>	100%	<b>1</b>	<b>200%</b>	1	<b>0</b>	-100%	25%	<b>0%</b>	1,200	<b>0</b>	4	<b>3</b>	-25%
Auto - Pers Inj	100	<b>105</b>	5%	120	<b>106</b>	-12%	<b>1</b>	<b>101%</b>	25	<b>16</b>	-36%	21%	<b>14%</b>	300	<b>183</b>	119	<b>118</b>	-1%
Auto - Property	6	<b>3</b>	-50%	3	<b>5</b>	67%	<b>2</b>	<b>167%</b>	1	<b>0</b>	-100%	20%	<b>0%</b>	200	<b>0</b>	5	<b>3</b>	-40%
Book Account	99	<b>133</b>	34%	131	<b>116</b>	-11%	<b>-17</b>	<b>87%</b>	3	<b>1</b>	-67%	6%	<b>2%</b>	36	<b>9</b>	51	<b>64</b>	25%
Civil Rights	9	<b>9</b>	0%	4	<b>11</b>	175%	<b>2</b>	<b>122%</b>	2	<b>2</b>	0%	17%	<b>17%</b>	267	<b>267</b>	12	<b>12</b>	0%
Complex Comm	4	<b>1</b>	-75%	1	<b>2</b>	100%	<b>1</b>	<b>200%</b>	2	<b>1</b>	-50%	29%	<b>17%</b>	600	<b>1,200</b>	7	<b>6</b>	-14%
Condemnation	0	<b>0</b>	0%	0	<b>0</b>	0%	<b>0</b>	<b>100%</b>	0	<b>0</b>	0%	0%	<b>0%</b>	0	<b>0</b>	0	<b>0</b>	0%
Construction	3	<b>7</b>	133%	4	<b>4</b>	0%	<b>-3</b>	<b>57%</b>	1	<b>1</b>	0%	50%	<b>20%</b>	400	<b>171</b>	2	<b>5</b>	150%
Contract/Comm	126	<b>133</b>	6%	122	<b>118</b>	-3%	<b>-15</b>	<b>89%</b>	8	<b>7</b>	-13%	11%	<b>7%</b>	76	<b>63</b>	76	<b>98</b>	29%
Employment	3	<b>6</b>	100%	3	<b>6</b>	100%	<b>0</b>	<b>100%</b>	1	<b>0</b>	-100%	33%	<b>0%</b>	400	<b>0</b>	3	<b>3</b>	0%
Lieu of P. Writ	5	<b>3</b>	-40%	4	<b>8</b>	100%	<b>5</b>	<b>267%</b>	0	<b>0</b>	0%	0%	<b>0%</b>	0	<b>0</b>	6	<b>3</b>	-50%
Medical Malprac	9	<b>10</b>	11%	2	<b>9</b>	350%	<b>-1</b>	<b>90%</b>	4	<b>9</b>	125%	17%	<b>38%</b>	533	<b>1,080</b>	23	<b>24</b>	4%
Name Change	40	<b>30</b>	-25%	39	<b>30</b>	-23%	<b>0</b>	<b>100%</b>	0	<b>0</b>	0%	0%	<b>0%</b>	0	<b>0</b>	5	<b>5</b>	0%
Other Insurance	8	<b>4</b>	-50%	7	<b>4</b>	-43%	<b>0</b>	<b>100%</b>	0	<b>0</b>	0%	0%	<b>0%</b>	0	<b>0</b>	4	<b>3</b>	-25%
Other MCL	0	<b>0</b>	0%	0	<b>0</b>	0%	<b>0</b>	<b>100%</b>	0	<b>0</b>	0%	0%	<b>0%</b>	0	<b>0</b>	0	<b>0</b>	0%
Other Track 1	60	<b>33</b>	-45%	55	<b>48</b>	-13%	<b>15</b>	<b>145%</b>	4	<b>1</b>	-75%	13%	<b>8%</b>	80	<b>36</b>	32	<b>12</b>	-63%
Other Track 3	27	<b>18</b>	-33%	23	<b>25</b>	9%	<b>7</b>	<b>139%</b>	1	<b>1</b>	0%	5%	<b>8%</b>	44	<b>67</b>	20	<b>13</b>	-35%
Other Track 4	4	<b>6</b>	50%	7	<b>5</b>	-29%	<b>-1</b>	<b>83%</b>	3	<b>4</b>	33%	38%	<b>44%</b>	900	<b>800</b>	8	<b>9</b>	13%
Personal Injury	90	<b>90</b>	0%	107	<b>90</b>	-16%	<b>0</b>	<b>100%</b>	22	<b>21</b>	-5%	20%	<b>19%</b>	293	<b>280</b>	112	<b>111</b>	-1%
Prod Liability	3	<b>4</b>	33%	4	<b>7</b>	75%	<b>3</b>	<b>175%</b>	0	<b>0</b>	0%	0%	<b>0%</b>	0	<b>0</b>	6	<b>3</b>	-50%
Prof Malpractic	4	<b>3</b>	-25%	11	<b>4</b>	-64%	<b>1</b>	<b>133%</b>	0	<b>1</b>		0%	<b>25%</b>	0	<b>400</b>	5	<b>4</b>	-20%
PIP Coverage	3	<b>5</b>	67%	1	<b>4</b>	300%	<b>-1</b>	<b>80%</b>	1	<b>0</b>	-100%	33%	<b>0%</b>	400	<b>0</b>	3	<b>4</b>	33%
Real Property	8	<b>7</b>	-13%	11	<b>4</b>	-64%	<b>-3</b>	<b>57%</b>	1	<b>1</b>	0%	25%	<b>20%</b>	150	<b>171</b>	4	<b>5</b>	25%
Tort Other	18	<b>21</b>	17%	16	<b>22</b>	38%	<b>1</b>	<b>105%</b>	2	<b>0</b>	-100%	11%	<b>0%</b>	133	<b>0</b>	18	<b>20</b>	11%
Toxic Tort	0	<b>0</b>	0%	0	<b>1</b>		<b>1</b>	<b>100%</b>	0	<b>1</b>		0%	<b>100%</b>	0	<b>0</b>	1	<b>1</b>	0%
UM/UIIM Bod Inj	4	<b>5</b>	25%	8	<b>4</b>	-50%	<b>-1</b>	<b>80%</b>	0	<b>0</b>	0%	0%	<b>0%</b>	0	<b>0</b>	4	<b>5</b>	25%
<b>Total</b>	<b>638</b>	<b>641</b>	<b>0%</b>	<b>687</b>	<b>639</b>	<b>-7%</b>	<b>-2</b>	<b>100%</b>	<b>82</b>	<b>68</b>	<b>-17%</b>	<b>15%</b>	<b>13%</b>	<b>154</b>	<b>127</b>	<b>534</b>	<b>537</b>	<b>1%</b>

NOTE: Some Multicounty Litigation (MCL) cases were transferred in November 2014: Atlantic to Bergen = 8,935; Atlantic to Middlesex = 4,070.

**CIVIL BACKLOG SUMMARY BY CASETYPE**

**June 2019**

**SUSSEX**

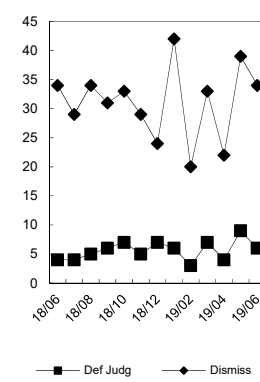
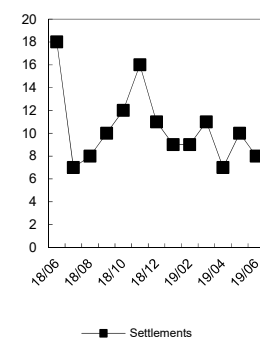
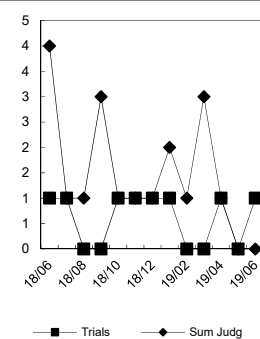
	<b>Cases in Backlog</b>															
	Track 1					Track 2				Track 3			Track 4			Total Backlog
	12 to 18 months	18 to 24 months	24 to 36 months	over 36 months	Total Track 1	18 to 24 months	24 to 36 months	over 36 months	Total Track 2	24 to 36 months	over 36 months	Total Track 3	24 to 36 months	over 36 months	Total Track 4	
Act on Neg Inst	1	0	0	0	1	0	0	0	0	0	0	0	0	0	0	1
Asbestos	0	0	0	0	0	0	0	0	0	0	0	0	0	0	0	0
Assault & Bat	0	0	0	0	0	0	0	0	0	0	0	0	0	0	0	0
Auto - Pers Inj	0	0	0	0	0	12	4	0	16	0	0	0	0	0	0	16
Auto - Property	0	0	0	0	0	0	0	0	0	0	0	0	0	0	0	0
Book Account	1	0	0	0	1	0	0	0	0	0	0	0	0	0	0	1
Civil Rights	0	0	0	0	0	0	0	0	0	2	0	2	0	0	0	2
Complex Comme	0	0	0	0	0	0	0	0	0	0	0	0	0	1	1	1
Condemnation	0	0	0	0	0	0	0	0	0	0	0	0	0	0	0	0
Construction	0	0	0	0	0	1	0	0	1	0	0	0	0	0	0	1
Contract/Comme	0	0	0	0	0	4	3	0	7	0	0	0	0	0	0	7
Employment	0	0	0	0	0	0	0	0	0	0	0	0	0	0	0	0
Lieu of P. Writ	0	0	0	0	0	0	0	0	0	0	0	0	0	0	0	0
Medical Malprac	0	0	0	0	0	0	0	0	0	8	1	9	0	0	0	9
Name Change	0	0	0	0	0	0	0	0	0	0	0	0	0	0	0	0
Other Insurance	0	0	0	0	0	0	0	0	0	0	0	0	0	0	0	0
Other MCL	0	0	0	0	0	0	0	0	0	0	0	0	0	0	0	0
Other Track 1	0	0	1	0	1	0	0	0	0	0	0	0	0	0	0	1
Other Track 3	0	0	0	0	0	0	0	0	0	1	0	1	0	0	0	1
Other Track 4	0	0	0	0	0	0	0	0	0	0	0	0	2	2	4	4
Personal Injury	0	0	0	0	0	13	8	0	21	0	0	0	0	0	0	21
Prod Liability	0	0	0	0	0	0	0	0	0	0	0	0	0	0	0	0
Prof Malpractic	0	0	0	0	0	0	0	0	0	1	0	1	0	0	0	1
PIP Coverage	0	0	0	0	0	0	0	0	0	0	0	0	0	0	0	0
Real Property	1	0	0	0	1	0	0	0	0	0	0	0	0	0	0	1
Tort Other	0	0	0	0	0	0	0	0	0	0	0	0	0	0	0	0
Toxic Tort	0	0	0	0	0	0	0	0	0	1	0	1	0	0	0	1
UM/UIM Bod Inj	0	0	0	0	0	0	0	0	0	0	0	0	0	0	0	0
<b>Total</b>	<b>3</b>	<b>0</b>	<b>1</b>	<b>0</b>	<b>4</b>	<b>30</b>	<b>15</b>	<b>0</b>	<b>45</b>	<b>13</b>	<b>1</b>	<b>14</b>	<b>2</b>	<b>3</b>	<b>5</b>	<b>68</b>

NOTE: Some Multicounty Litigation (MCL) cases were transferred in November 2014: Atlantic to Bergen = 8,935; Atlantic to Middlesex = 4,070.

**CIVIL RESOLUTION SUMMARY BY CASETYPE**  
**JULY 2018 - JUNE 2019**  
**SUSSEX**

	Trial			Summary					Total	Percent resolved by					
	Jury	Nonjury	Total	Judgment	Settlement	Default Judgment	Dismiss	Other		Trial	Sum Jud	Settle	Default J	Dismiss	Other
Act on Neg Inst	0	0	0	0	0	2	2	0	4	0%	0%	0%	50%	50%	0%
Asbestos	0	0	0	0	0	0	0	0	0	0%	0%	0%	0%	0%	0%
Assault & Bat	0	0	0	0	1	0	1	0	2	0%	0%	50%	0%	50%	0%
Auto - Pers Inj	2	0	2	1	34	0	60	9	106	2%	1%	32%	0%	57%	8%
Auto - Property	0	0	0	0	1	1	3	0	5	0%	0%	20%	20%	60%	0%
Book Account	0	0	0	9	15	40	48	4	116	0%	8%	13%	34%	41%	3%
Civil Rights	0	0	0	0	0	0	7	4	11	0%	0%	0%	0%	64%	36%
Complex Commer	0	0	0	0	1	0	1	0	2	0%	0%	50%	0%	50%	0%
Condemnation	0	0	0	0	0	0	0	0	0	0%	0%	0%	0%	0%	0%
Construction	0	0	0	0	1	0	3	0	4	0%	0%	25%	0%	75%	0%
Contract/Commer	1	0	1	2	15	24	73	3	118	1%	2%	13%	20%	62%	3%
Employment	0	0	0	0	1	0	4	1	6	0%	0%	17%	0%	67%	17%
Lieu of P. Writ	0	0	0	1	0	0	7	0	8	0%	13%	0%	0%	88%	0%
Medical Malprac	2	0	2	0	2	0	5	0	9	22%	0%	22%	0%	56%	0%
Name Change	0	0	0	0	0	0	0	30	30	0%	0%	0%	0%	0%	100%
Other Insurance	0	0	0	0	0	0	4	0	4	0%	0%	0%	0%	100%	0%
Other MCL	0	0	0	0	0	0	0	0	0	0%	0%	0%	0%	0%	0%
Other Track 1	0	0	0	1	7	2	35	3	48	0%	2%	15%	4%	73%	6%
Other Track 3	0	0	0	0	6	0	18	1	25	0%	0%	24%	0%	72%	4%
Other Track 4	0	0	0	0	2	0	3	0	5	0%	0%	40%	0%	60%	0%
Personal Injury	2	0	2	1	19	0	64	4	90	2%	1%	21%	0%	71%	4%
Prod Liability	0	0	0	0	2	0	5	0	7	0%	0%	29%	0%	71%	0%
Prof Malpractic	0	0	0	0	2	0	2	0	4	0%	0%	50%	0%	50%	0%
PIP Coverage	0	0	0	0	1	0	3	0	4	0%	0%	25%	0%	75%	0%
Real Property	0	0	0	0	0	0	3	1	4	0%	0%	0%	0%	75%	25%
Tort Other	0	0	0	0	7	0	15	0	22	0%	0%	32%	0%	68%	0%
Toxic Tort	0	0	0	0	0	0	1	0	1	0%	0%	0%	0%	100%	0%
UM/UM Bod Inj	0	0	0	0	1	0	3	0	4	0%	0%	25%	0%	75%	0%
<b>Total</b>	<b>7</b>	<b>0</b>	<b>7</b>	<b>15</b>	<b>118</b>	<b>69</b>	<b>370</b>	<b>60</b>	<b>639</b>	<b>1%</b>	<b>2%</b>	<b>18%</b>	<b>11%</b>	<b>58%</b>	<b>9%</b>

Monthly Resolutions

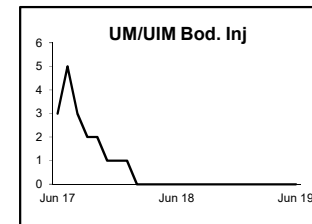
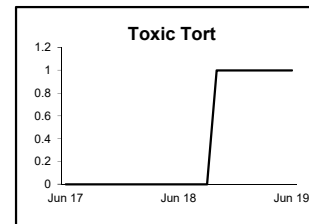
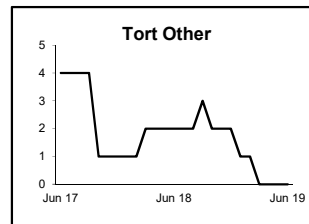
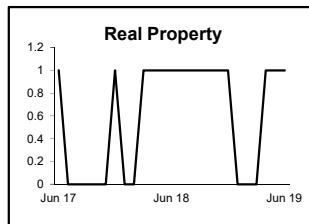
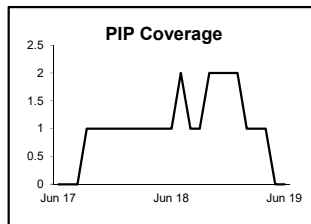
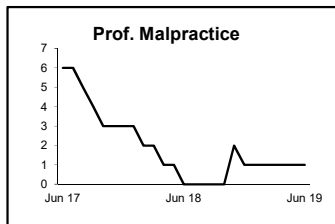
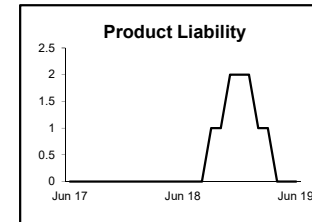
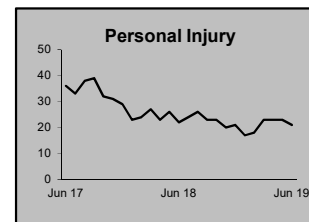
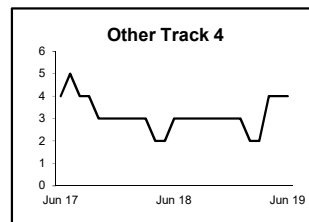
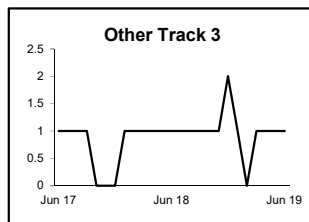
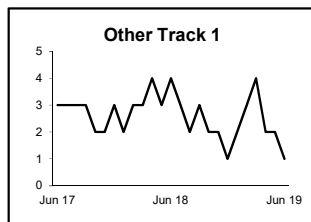
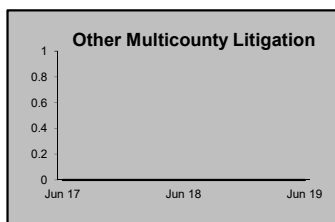
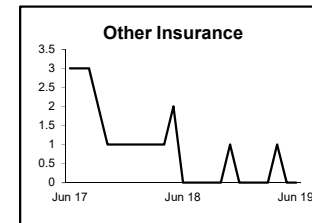
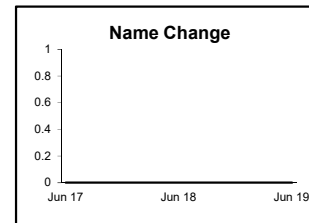
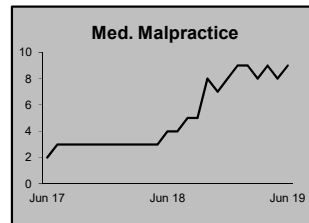
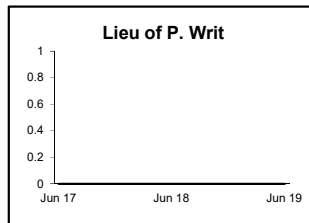
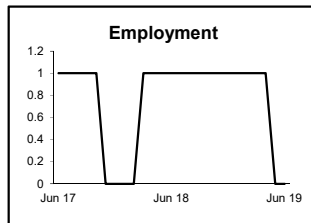
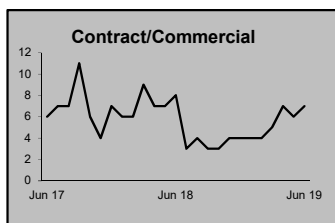
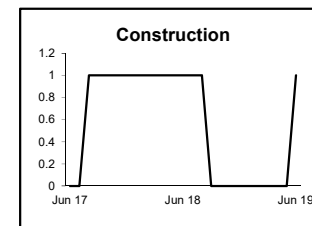
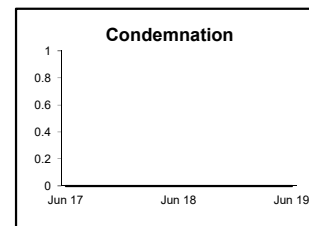
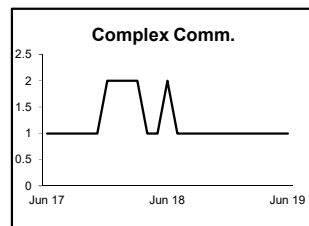
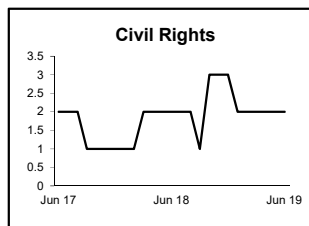
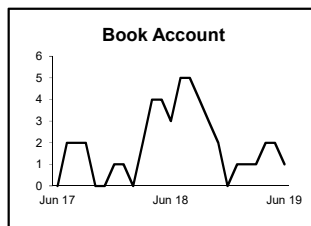
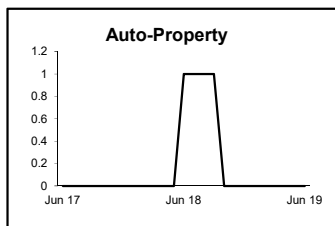
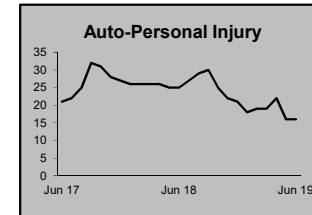
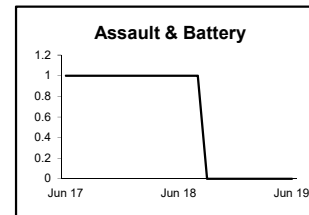
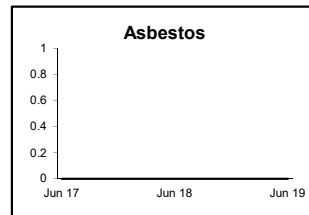
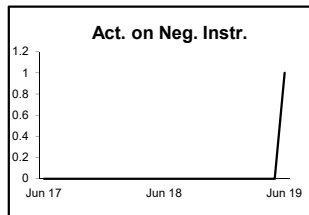
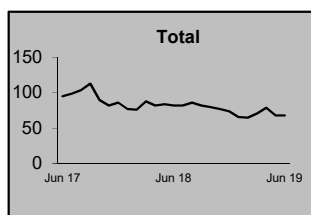


NOTE: Some Multicounty Litigation (MCL) cases were transferred in November 2014: Atlantic to Bergen = 8,935; Atlantic to Middlesex = 4,070.



## CIVIL BACKLOG BY CASETYPE JUNE 2019 SUSSEX

	Total Backlog	% chg
Jun 17	95	
Jun 18	82	-14%
Jun 19	68	-17%



1) Casetypes with the state's largest backlogs are highlighted.

2) Some Multicounty Litigation (MCL) cases were transferred in November 2014: Atlantic to Bergen = 8,935; Atlantic to Middlesex = 4,070.

**CIVIL CASELOAD SUMMARY BY CASETYPE**

**JULY 2018 -JUNE 2019**

**UNION**

	Filings			Resolutions			Clearance		Backlog			Backlog Percent		Backlog Per 100 Monthly Filings		Active Pending		
	Jul 2017 to June 2018	Jul 2018 to June 2019	percent change	Jul 2017 to June 2018	Jul 2018 to June 2019	percent change	Jul 2018 - June 2019		June 2018	June 2019	percent change	June 2018	June 2019	June 2018	June 2019	June 2018	June 2019	percent change
							number	percent										
Act on Neg Inst	18	7	-61%	18	11	-39%	4	157%	1	1	0%	13%	25%	67	171	8	4	-50%
Asbestos	0	0	0%	0	0	0%	0	100%	0	0	0%	0%	0%	0	0	0	0	0%
Assault & Bat	3	4	33%	6	1	-83%	-3	25%	2	1	-50%	50%	14%	800	300	4	7	75%
Auto - Pers Inj	2,301	2,375	3%	2,279	2,288	0%	-87	96%	495	491	-1%	18%	17%	258	248	2,820	2,909	3%
Auto - Property	54	57	6%	44	57	30%	0	100%	1	5	400%	2%	12%	22	105	43	43	0%
Book Account	445	462	4%	530	432	-18%	-30	94%	10	14	40%	5%	6%	27	36	201	226	12%
Civil Rights	28	13	-54%	26	19	-27%	6	146%	6	1	-83%	27%	6%	257	92	22	17	-23%
Complex Comme	12	16	33%	9	16	78%	0	100%	4	3	-25%	25%	23%	400	225	16	13	-19%
Condemnation	10	4	-60%	4	3	-25%	-1	75%	0	0	0%	0%	0%	0	0	8	9	13%
Construction	35	23	-34%	29	19	-34%	-4	83%	2	5	150%	7%	17%	69	261	28	29	4%
Contract/Comme	470	490	4%	405	485	20%	-5	99%	36	25	-31%	10%	7%	92	61	362	370	2%
Employment	14	8	-43%	14	17	21%	9	213%	2	2	0%	13%	25%	171	300	16	8	-50%
Lieu of P. Writ	18	20	11%	19	19	0%	-1	95%	1	0	-100%	6%	0%	67	0	16	17	6%
Medical Malprac	58	64	10%	45	58	29%	-6	91%	25	29	16%	24%	26%	517	544	105	111	6%
Name Change	157	127	-19%	156	117	-25%	-10	92%	0	0	0%	0%	0%	0	0	21	31	48%
Other Insurance	50	28	-44%	47	44	-6%	16	157%	11	5	-55%	31%	29%	264	214	35	17	-51%
Other MCL	1	1	0%	0	1		0	100%	0	0	0%	0%	0%	0	0	0	0	0%
Other Track 1	217	210	-3%	247	208	-16%	-2	99%	28	23	-18%	23%	20%	155	131	122	115	-6%
Other Track 3	103	92	-11%	95	89	-6%	-3	97%	21	13	-38%	18%	11%	245	170	117	122	4%
Other Track 4	18	13	-28%	24	18	-25%	5	138%	10	10	0%	36%	31%	667	923	28	32	14%
Personal Injury	735	694	-6%	753	694	-8%	0	100%	161	146	-9%	18%	17%	263	252	890	883	-1%
Prod Liability	22	14	-36%	22	21	-5%	7	150%	3	2	-33%	11%	8%	164	171	27	24	-11%
Prof Malpractic	22	32	45%	24	31	29%	-1	97%	15	12	-20%	30%	21%	818	450	50	57	14%
PIP Coverage	32	16	-50%	29	21	-28%	5	131%	1	0	-100%	9%	0%	38	0	11	6	-45%
Real Property	20	21	5%	19	21	11%	0	100%	5	3	-40%	42%	30%	300	171	12	10	-17%
Tort Other	84	101	20%	85	95	12%	-6	94%	11	16	45%	14%	18%	157	190	78	90	15%
Toxic Tort	0	1		1	3	200%	2	300%	1	0	-100%	33%	0%	0	0	3	1	-67%
UM/UIIM Bod Inj	136	116	-15%	141	121	-14%	5	104%	22	20	-9%	15%	14%	194	207	148	145	-2%
<b>Total</b>	<b>5,063</b>	<b>5,009</b>	<b>-1%</b>	<b>5,071</b>	<b>4,909</b>	<b>-3%</b>	<b>-100</b>	<b>98%</b>	<b>874</b>	<b>827</b>	<b>-5%</b>	<b>17%</b>	<b>16%</b>	<b>207</b>	<b>198</b>	<b>5,191</b>	<b>5,296</b>	<b>2%</b>

NOTE: Some Multicounty Litigation (MCL) cases were transferred in November 2014: Atlantic to Bergen = 8,935; Atlantic to Middlesex = 4,070.

**CIVIL BACKLOG SUMMARY BY CASETYPE**

**June 2019**

**UNION**

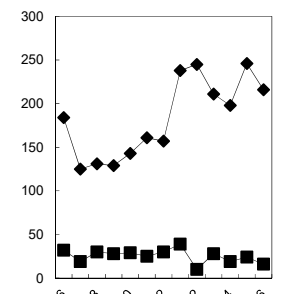
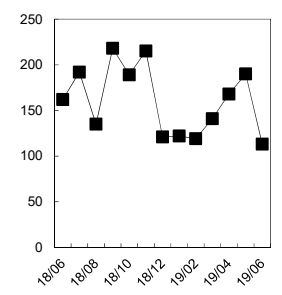
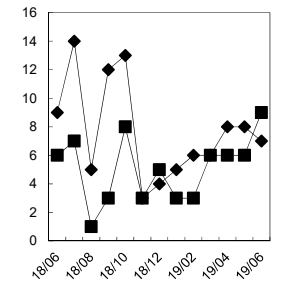
	<b>Cases in Backlog</b>															
	Track 1					Track 2				Track 3			Track 4			Total Backlog
	12 to 18 months	18 to 24 months	24 to 36 months	over 36 months	Total Track 1	18 to 24 months	24 to 36 months	over 36 months	Total Track 2	24 to 36 months	over 36 months	Total Track 3	24 to 36 months	over 36 months	Total Track 4	
Act on Neg Inst	1	0	0	0	1	0	0	0	0	0	0	0	0	0	0	1
Asbestos	0	0	0	0	0	0	0	0	0	0	0	0	0	0	0	0
Assault & Bat	0	0	0	0	0	0	0	0	0	0	1	1	0	0	0	1
Auto - Pers Inj	0	0	0	0	0	332	153	6	491	0	0	0	0	0	0	491
Auto - Property	0	0	0	0	0	3	2	0	5	0	0	0	0	0	0	5
Book Account	13	1	0	0	14	0	0	0	0	0	0	0	0	0	0	14
Civil Rights	0	0	0	0	0	0	0	0	0	1	0	1	0	0	0	1
Complex Comme	0	0	0	0	0	0	0	0	0	0	0	0	1	2	3	3
Condemnation	0	0	0	0	0	0	0	0	0	0	0	0	0	0	0	0
Construction	0	0	0	0	0	3	2	0	5	0	0	0	0	0	0	5
Contract/Comme	0	0	0	0	0	19	6	0	25	0	0	0	0	0	0	25
Employment	0	0	0	0	0	0	1	1	2	0	0	0	0	0	0	2
Lieu of P. Writ	0	0	0	0	0	0	0	0	0	0	0	0	0	0	0	0
Medical Malprac	0	0	0	0	0	0	0	0	0	19	10	29	0	0	0	29
Name Change	0	0	0	0	0	0	0	0	0	0	0	0	0	0	0	0
Other Insurance	1	1	2	1	5	0	0	0	0	0	0	0	0	0	0	5
Other MCL	0	0	0	0	0	0	0	0	0	0	0	0	0	0	0	0
Other Track 1	13	6	2	2	23	0	0	0	0	0	0	0	0	0	0	23
Other Track 3	0	0	0	0	0	0	0	0	0	10	3	13	0	0	0	13
Other Track 4	0	0	0	0	0	0	0	0	0	0	0	0	1	9	10	10
Personal Injury	0	0	0	0	0	112	30	4	146	0	0	0	0	0	0	146
Prod Liability	0	0	0	0	0	0	0	0	0	1	1	2	0	0	0	2
Prof Malpractic	0	0	0	0	0	0	0	0	0	7	5	12	0	0	0	12
PIP Coverage	0	0	0	0	0	0	0	0	0	0	0	0	0	0	0	0
Real Property	1	1	1	0	3	0	0	0	0	0	0	0	0	0	0	3
Tort Other	0	0	0	0	0	8	6	2	16	0	0	0	0	0	0	16
Toxic Tort	0	0	0	0	0	0	0	0	0	0	0	0	0	0	0	0
UM/UIM Bod Inj	0	0	0	0	0	13	7	0	20	0	0	0	0	0	0	20
<b>Total</b>	<b>29</b>	<b>9</b>	<b>5</b>	<b>3</b>	<b>46</b>	<b>490</b>	<b>207</b>	<b>13</b>	<b>710</b>	<b>38</b>	<b>20</b>	<b>58</b>	<b>2</b>	<b>11</b>	<b>13</b>	<b>827</b>

NOTE: Some Multicounty Litigation (MCL) cases were transferred in November 2014: Atlantic to Bergen = 8,935; Atlantic to Middlesex = 4,070.

**CIVIL RESOLUTION SUMMARY BY CASETYPE**  
**JULY 2018 - JUNE 2019**  
**UNION**

	Trial			Summary					Total	Percent resolved by					
	Jury	Nonjury	Total	Judgment	Settlement	Default Judgment	Dismiss	Other		Trial	Sum Jud	Settle	Default J	Dismiss	Other
Act on Neg Inst	0	0	0	1	1	3	6	0	11	0%	9%	9%	27%	55%	0%
Asbestos	0	0	0	0	0	0	0	0	0	0%	0%	0%	0%	0%	0%
Assault & Bat	0	0	0	0	1	0	0	0	1	0%	0%	100%	0%	0%	0%
Auto - Pers Inj	30	1	31	14	1,128	10	1,021	84	2,288	1%	1%	49%	0%	45%	4%
Auto - Property	0	0	0	1	14	7	33	2	57	0%	2%	25%	12%	58%	4%
Book Account	1	0	1	30	85	158	150	8	432	0%	7%	20%	37%	35%	2%
Civil Rights	1	0	1	2	4	0	10	2	19	5%	11%	21%	0%	53%	11%
Complex Commer	0	0	0	0	2	0	10	4	16	0%	0%	13%	0%	63%	25%
Condemnation	0	0	0	3	0	0	0	0	3	0%	100%	0%	0%	0%	0%
Construction	0	0	0	0	5	1	10	3	19	0%	0%	26%	5%	53%	16%
Contract/Commer	2	1	3	16	110	78	260	18	485	1%	3%	23%	16%	54%	4%
Employment	0	2	2	0	5	0	10	0	17	12%	0%	29%	0%	59%	0%
Lieu of P. Writ	0	1	1	1	3	0	10	4	19	5%	5%	16%	0%	53%	21%
Medical Malprac	7	0	7	0	20	1	27	3	58	12%	0%	34%	2%	47%	5%
Name Change	0	0	0	0	0	0	12	105	117	0%	0%	0%	0%	10%	90%
Other Insurance	0	0	0	4	12	1	23	4	44	0%	9%	27%	2%	52%	9%
Other MCL	0	0	0	0	0	0	1	0	1	0%	0%	0%	0%	100%	0%
Other Track 1	0	3	3	7	50	17	100	31	208	1%	3%	24%	8%	48%	15%
Other Track 3	5	0	5	0	33	2	41	8	89	6%	0%	37%	2%	46%	9%
Other Track 4	0	0	0	1	5	2	9	1	18	0%	6%	28%	11%	50%	6%
Personal Injury	4	0	4	6	334	9	300	41	694	1%	1%	48%	1%	43%	6%
Prod Liability	0	0	0	0	5	0	9	7	21	0%	0%	24%	0%	43%	33%
Prof Malpractic	0	0	0	1	17	0	13	0	31	0%	3%	55%	0%	42%	0%
PIP Coverage	0	0	0	0	3	0	18	0	21	0%	0%	14%	0%	86%	0%
Real Property	1	0	1	1	3	2	11	3	21	5%	5%	14%	10%	52%	14%
Tort Other	0	0	0	1	26	5	56	7	95	0%	1%	27%	5%	59%	7%
Toxic Tort	0	0	0	1	2	0	0	0	3	0%	33%	67%	0%	0%	0%
UM/UM Bod Inj	0	1	1	1	55	1	60	3	121	1%	1%	45%	1%	50%	2%
<b>Total</b>	<b>51</b>	<b>9</b>	<b>60</b>	<b>91</b>	<b>1,923</b>	<b>297</b>	<b>2,200</b>	<b>338</b>	<b>4,909</b>	<b>1%</b>	<b>2%</b>	<b>39%</b>	<b>6%</b>	<b>45%</b>	<b>7%</b>

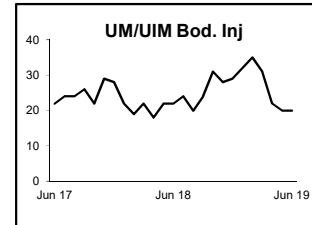
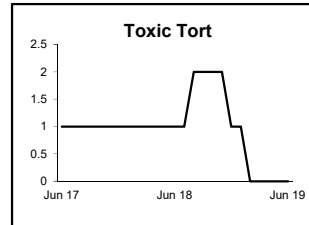
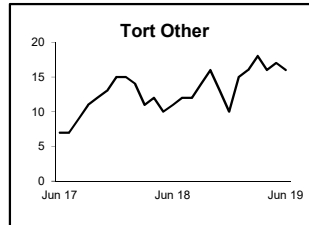
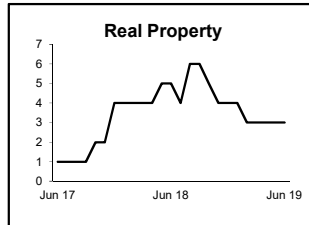
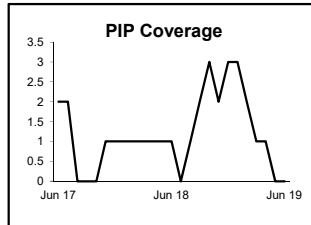
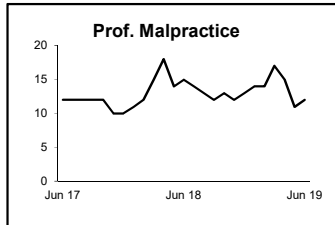
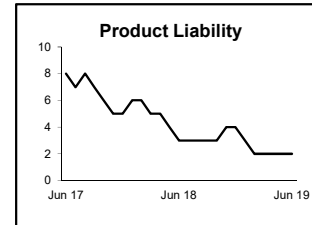
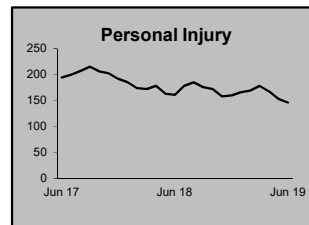
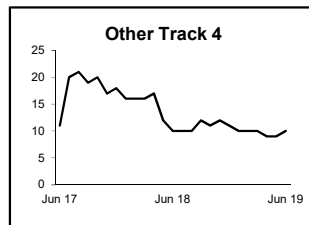
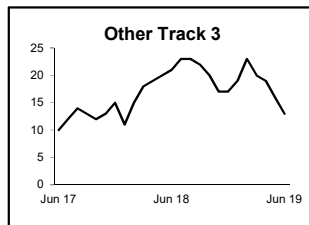
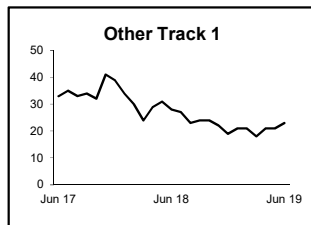
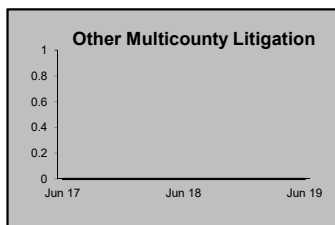
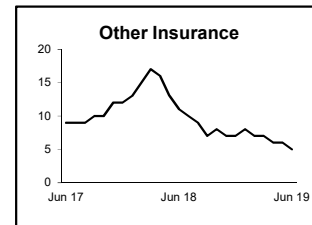
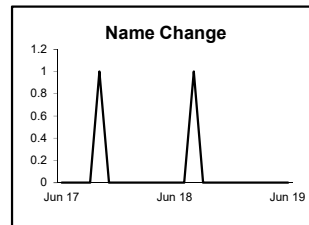
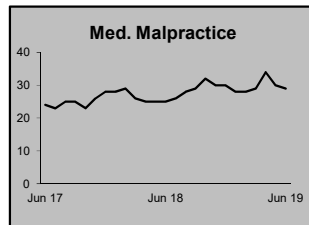
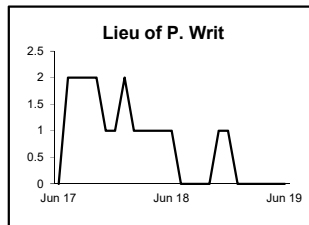
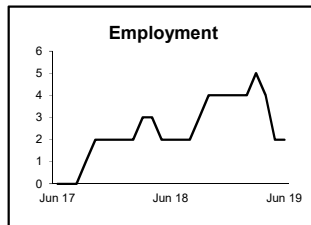
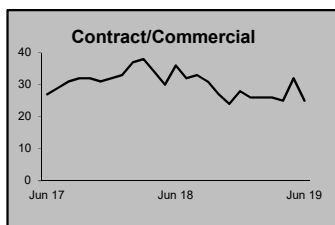
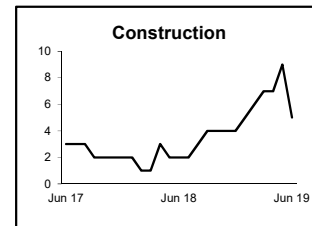
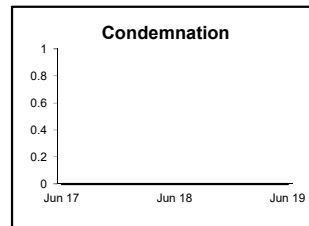
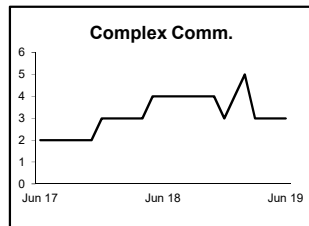
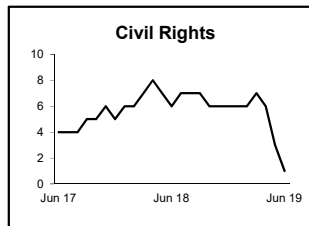
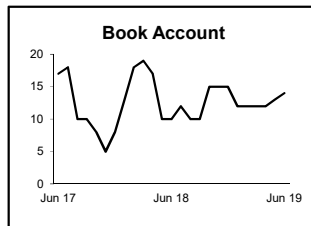
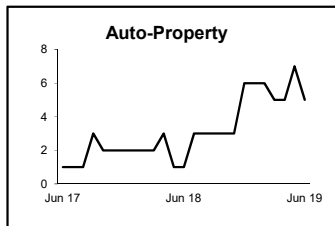
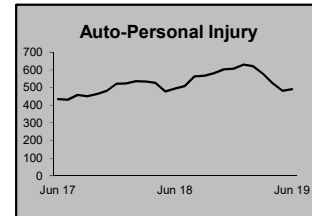
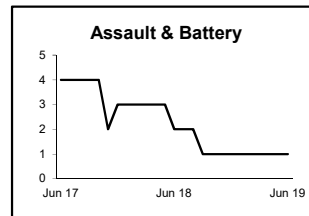
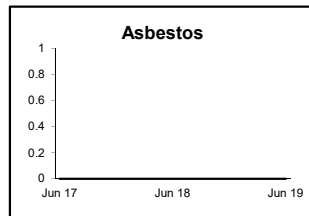
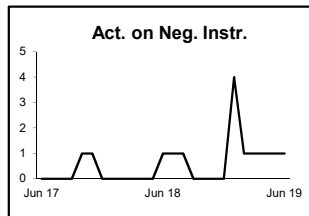
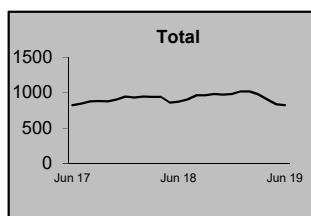
Monthly Resolutions



NOTE: Some Multicounty Litigation (MCL) cases were transferred in November 2014: Atlantic to Bergen = 8,935; Atlantic to Middlesex = 4,070.

**CIVIL BACKLOG BY CASETYPE  
JUNE 2019  
UNION**

	<b>Total</b>	<b>Backlog</b>	<b>% chg</b>
Jun 17		826	
Jun 18		874	6%
Jun 19		827	-5%



1) Casetypes with the state's largest backlogs are highlighted.

2) Some Multicounty Litigation (MCL) cases were transferred in November 2014: Atlantic to Bergen = 8,935; Atlantic to Middlesex = 4,070.

**CIVIL CASELOAD SUMMARY BY CASETYPE**

**JULY 2018 -JUNE 2019**

**WARREN**

	Filings			Resolutions			Clearance		Backlog			Backlog Percent		Backlog Per 100 Monthly Filings		Active Pending		
	Jul 2017 to June 2018	Jul 2018 to June 2019	percent change	Jul 2017 to June 2018	Jul 2018 to June 2019	percent change	Jul 2018 - June 2019		June 2018	June 2019	percent change	June 2018	June 2019	June 2018	June 2019	June 2018	June 2019	percent change
							number	percent										
Act on Neg Inst	3	3	0%	2	3	50%	0	100%	0	0	0%	0%	0%	0	0	2	2	0%
Asbestos	0	0	0%	0	0	0%	0	100%	0	0	0%	0%	0%	0	0	0	0	0%
Assault & Bat	0	1		0	0	0%	-1	0%	2	3	50%	67%	60%	3,600	3	5	67%	
Auto - Pers Inj	61	79	30%	74	89	20%	10	113%	14	6	-57%	17%	8%	275	91	84	74	-12%
Auto - Property	10	3	-70%	3	10	233%	7	333%	0	0	0%	0%	0%	0	0	10	3	-70%
Book Account	61	64	5%	75	63	-16%	-1	98%	0	0	0%	0%	0%	0	0	33	28	-15%
Civil Rights	2	4	100%	3	2	-33%	-2	50%	0	1		0%	17%	0	300	4	6	50%
Complex Comme	0	2		2	0	-100%	-2	0%	0	0	0%	0%	0%	0	0	0	2	
Condemnation	0	0	0%	0	0	0%	0	100%	0	0	0%	0%	0%	0	0	0	0	0%
Construction	2	6	200%	6	3	-50%	-3	50%	0	0	0%	0%	0%	0	0	0	3	
Contract/Comme	74	66	-11%	58	83	43%	17	126%	1	3	200%	2%	6%	16	55	52	49	-6%
Employment	1	1	0%	4	3	-25%	2	300%	0	0	0%	0%	0%	0	0	2	0	-100%
Lieu of P. Writ	4	2	-50%	3	5	67%	3	250%	0	0	0%	0%	0%	0	0	4	1	-75%
Medical Malprac	6	9	50%	9	11	22%	2	122%	6	1	-83%	46%	9%	1,200	133	13	11	-15%
Name Change	25	19	-24%	28	19	-32%	0	100%	0	0	0%	0%	0%	0	0	3	5	67%
Other Insurance	4	3	-25%	1	3	200%	0	100%	0	0	0%	0%	0%	0	0	3	1	-67%
Other MCL	0	0	0%	0	0	0%	0	100%	0	0	0%	0%	0%	0	0	0	0	0%
Other Track 1	36	38	6%	30	40	33%	2	105%	0	0	0%	0%	0%	0	0	18	8	-56%
Other Track 3	12	7	-42%	9	13	44%	6	186%	1	0	-100%	8%	0%	100	0	13	7	-46%
Other Track 4	7	5	-29%	15	7	-53%	2	140%	3	1	-67%	43%	20%	514	240	7	5	-29%
Personal Injury	51	58	14%	66	58	-12%	0	100%	8	2	-75%	13%	3%	188	41	64	65	2%
Prod Liability	1	0	-100%	2	4	100%	4	100%	0	0	0%	0%	0%	0	0	3	1	-67%
Prof Malpractic	4	3	-25%	5	5	0%	2	167%	2	1	-50%	33%	25%	600	400	6	4	-33%
PIP Coverage	0	2		0	2		0	100%	0	0	0%	0%	0%	0	0	0	0	0%
Real Property	5	5	0%	6	1	-83%	-4	20%	0	0	0%	0%	0%	0	0	1	4	300%
Tort Other	17	14	-18%	12	17	42%	3	121%	0	1		0%	8%	0	86	14	12	-14%
Toxic Tort	0	0	0%	0	0	0%	0	100%	0	0	0%	0%	0%	0	0	0	0	0%
UM/UIIM Bod Inj	2	3	50%	1	1	0%	-2	33%	0	0	0%	0%	0%	0	0	2	4	100%
<b>Total</b>	<b>388</b>	<b>397</b>	<b>2%</b>	<b>414</b>	<b>442</b>	<b>7%</b>	<b>45</b>	<b>111%</b>	<b>37</b>	<b>19</b>	<b>-49%</b>	<b>11%</b>	<b>6%</b>	<b>114</b>	<b>57</b>	<b>341</b>	<b>300</b>	<b>-12%</b>

NOTE: Some Multicounty Litigation (MCL) cases were transferred in November 2014: Atlantic to Bergen = 8,935; Atlantic to Middlesex = 4,070.

**CIVIL BACKLOG SUMMARY BY CASETYPE**

**June 2019**

**WARREN**

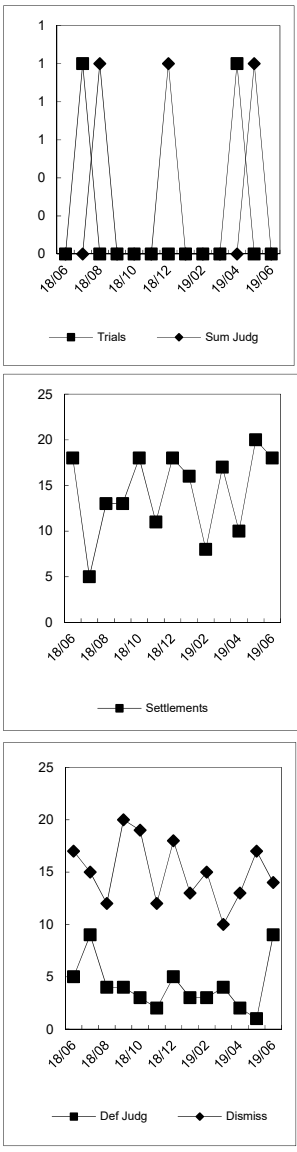
	<b>Cases in Backlog</b>															
	Track 1					Track 2				Track 3			Track 4			Total Backlog
	12 to 18 months	18 to 24 months	24 to 36 months	over 36 months	Total Track 1	18 to 24 months	24 to 36 months	over 36 months	Total Track 2	24 to 36 months	over 36 months	Total Track 3	24 to 36 months	over 36 months	Total Track 4	
Act on Neg Inst	0	0	0	0	0	0	0	0	0	0	0	0	0	0	0	0
Asbestos	0	0	0	0	0	0	0	0	0	0	0	0	0	0	0	0
Assault & Bat	0	0	0	0	0	0	0	0	0	1	2	3	0	0	0	3
Auto - Pers Inj	0	0	0	0	0	3	2	1	6	0	0	0	0	0	0	6
Auto - Property	0	0	0	0	0	0	0	0	0	0	0	0	0	0	0	0
Book Account	0	0	0	0	0	0	0	0	0	0	0	0	0	0	0	0
Civil Rights	0	0	0	0	0	0	0	0	0	1	0	1	0	0	0	1
Complex Comme	0	0	0	0	0	0	0	0	0	0	0	0	0	0	0	0
Condemnation	0	0	0	0	0	0	0	0	0	0	0	0	0	0	0	0
Construction	0	0	0	0	0	0	0	0	0	0	0	0	0	0	0	0
Contract/Comme	0	0	0	0	0	3	0	0	3	0	0	0	0	0	0	3
Employment	0	0	0	0	0	0	0	0	0	0	0	0	0	0	0	0
Lieu of P. Writ	0	0	0	0	0	0	0	0	0	0	0	0	0	0	0	0
Medical Malprac	0	0	0	0	0	0	0	0	0	1	0	1	0	0	0	1
Name Change	0	0	0	0	0	0	0	0	0	0	0	0	0	0	0	0
Other Insurance	0	0	0	0	0	0	0	0	0	0	0	0	0	0	0	0
Other MCL	0	0	0	0	0	0	0	0	0	0	0	0	0	0	0	0
Other Track 1	0	0	0	0	0	0	0	0	0	0	0	0	0	0	0	0
Other Track 3	0	0	0	0	0	0	0	0	0	0	0	0	0	0	0	0
Other Track 4	0	0	0	0	0	0	0	0	0	0	0	0	1	0	1	1
Personal Injury	0	0	0	0	0	1	1	0	2	0	0	0	0	0	0	2
Prod Liability	0	0	0	0	0	0	0	0	0	0	0	0	0	0	0	0
Prof Malpractic	0	0	0	0	0	0	0	0	0	1	0	1	0	0	0	1
PIP Coverage	0	0	0	0	0	0	0	0	0	0	0	0	0	0	0	0
Real Property	0	0	0	0	0	0	0	0	0	0	0	0	0	0	0	0
Tort Other	0	0	0	0	0	1	0	0	1	0	0	0	0	0	0	1
Toxic Tort	0	0	0	0	0	0	0	0	0	0	0	0	0	0	0	0
UM/UIM Bod Inj	0	0	0	0	0	0	0	0	0	0	0	0	0	0	0	0
<b>Total</b>	<b>0</b>	<b>0</b>	<b>0</b>	<b>0</b>	<b>0</b>	<b>8</b>	<b>3</b>	<b>1</b>	<b>12</b>	<b>4</b>	<b>2</b>	<b>6</b>	<b>1</b>	<b>0</b>	<b>1</b>	<b>19</b>

NOTE: Some Multicounty Litigation (MCL) cases were transferred in November 2014: Atlantic to Bergen = 8,935; Atlantic to Middlesex = 4,070.

**CIVIL RESOLUTION SUMMARY BY CASETYPE**  
**JULY 2018 - JUNE 2019**  
**WARREN**

	Trial			Summary					Total	Percent resolved by					
	Jury	Nonjury	Total	Judgment	Settlement	Default Judgment	Dismiss	Other		Trial	Sum Jud	Settle	Default J	Dismiss	Other
Act on Neg Inst	0	0	0	0	0	0	2	1	3	0%	0%	0%	0%	67%	33%
Asbestos	0	0	0	0	0	0	0	0	0	0%	0%	0%	0%	0%	0%
Assault & Bat	0	0	0	0	0	0	0	0	0	0%	0%	0%	0%	0%	0%
Auto - Pers Inj	0	0	0	0	40	1	42	6	89	0%	0%	45%	1%	47%	7%
Auto - Property	0	0	0	0	3	2	5	0	10	0%	0%	30%	20%	50%	0%
Book Account	0	0	0	1	20	19	23	0	63	0%	2%	32%	30%	37%	0%
Civil Rights	0	0	0	0	1	0	0	1	2	0%	0%	50%	0%	0%	50%
Complex Commer	0	0	0	0	0	0	0	0	0	0%	0%	0%	0%	0%	0%
Condemnation	0	0	0	0	0	0	0	0	0	0%	0%	0%	0%	0%	0%
Construction	0	0	0	0	1	1	1	0	3	0%	0%	33%	33%	33%	0%
Contract/Commer	1	0	1	2	19	20	41	0	83	1%	2%	23%	24%	49%	0%
Employment	0	0	0	0	1	0	1	1	3	0%	0%	33%	0%	33%	33%
Lieu of P. Writ	0	0	0	0	2	0	3	0	5	0%	0%	40%	0%	60%	0%
Medical Malprac	0	0	0	0	2	0	8	1	11	0%	0%	18%	0%	73%	9%
Name Change	0	0	0	0	0	0	1	18	19	0%	0%	0%	0%	5%	95%
Other Insurance	0	0	0	0	1	1	1	0	3	0%	0%	33%	33%	33%	0%
Other MCL	0	0	0	0	0	0	0	0	0	0%	0%	0%	0%	0%	0%
Other Track 1	0	0	0	0	17	2	14	7	40	0%	0%	43%	5%	35%	18%
Other Track 3	0	0	0	0	12	0	1	0	13	0%	0%	92%	0%	8%	0%
Other Track 4	0	0	0	0	6	1	0	0	7	0%	0%	86%	14%	0%	0%
Personal Injury	1	0	1	0	28	1	22	6	58	2%	0%	48%	2%	38%	10%
Prod Liability	0	0	0	0	2	0	2	0	4	0%	0%	50%	0%	50%	0%
Prof Malpractic	0	0	0	0	2	0	3	0	5	0%	0%	40%	0%	60%	0%
PIP Coverage	0	0	0	0	0	0	2	0	2	0%	0%	0%	0%	100%	0%
Real Property	0	0	0	0	1	0	0	0	1	0%	0%	100%	0%	0%	0%
Tort Other	0	0	0	0	8	1	6	2	17	0%	0%	47%	6%	35%	12%
Toxic Tort	0	0	0	0	0	0	0	0	0	0%	0%	0%	0%	0%	0%
UM/UM Bod Inj	0	0	0	0	1	0	0	0	1	0%	0%	100%	0%	0%	0%
<b>Total</b>	<b>2</b>	<b>0</b>	<b>2</b>	<b>3</b>	<b>167</b>	<b>49</b>	<b>178</b>	<b>43</b>	<b>442</b>	<b>0%</b>	<b>1%</b>	<b>38%</b>	<b>11%</b>	<b>40%</b>	<b>10%</b>

Monthly Resolutions

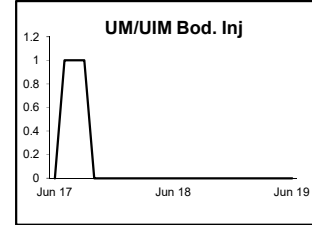
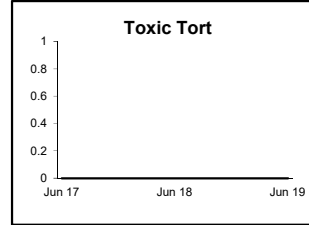
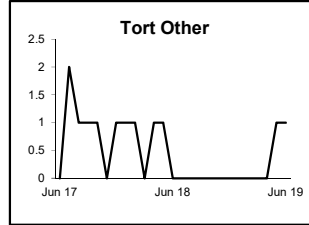
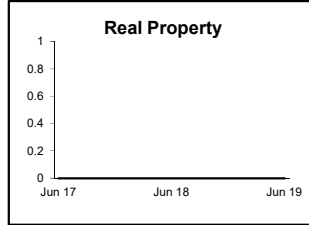
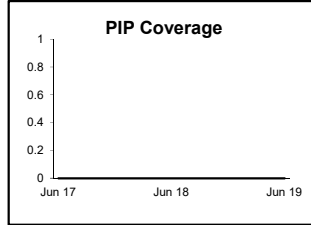
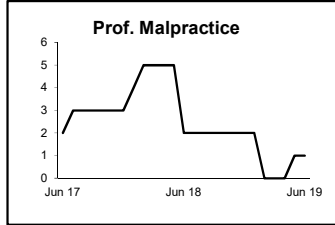
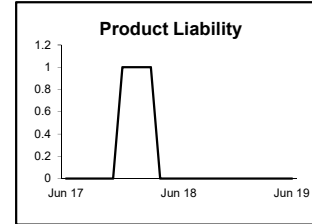
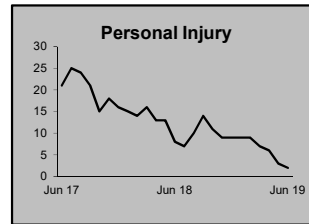
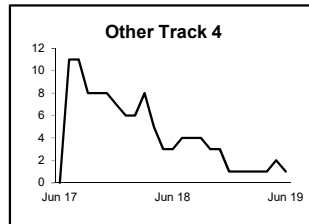
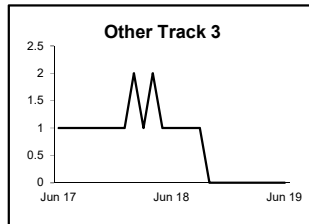
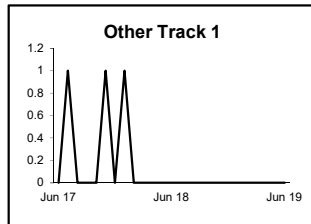
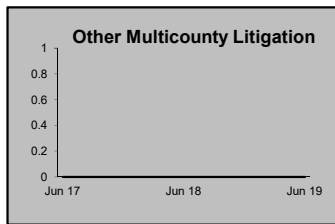
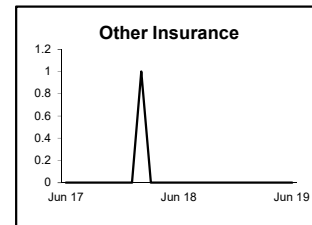
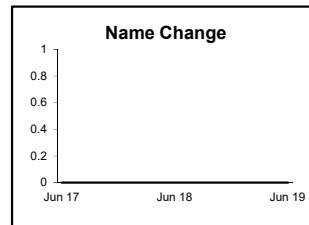
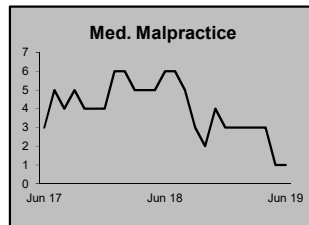
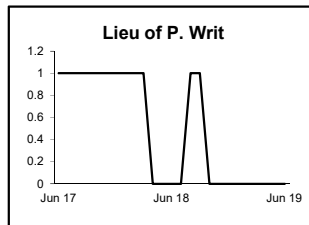
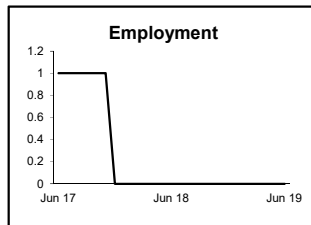
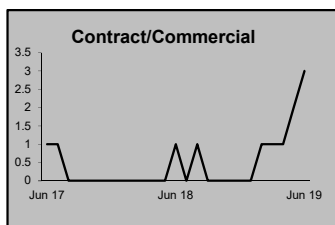
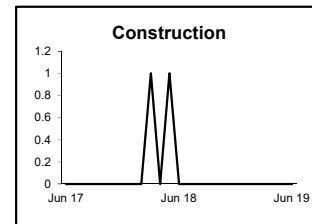
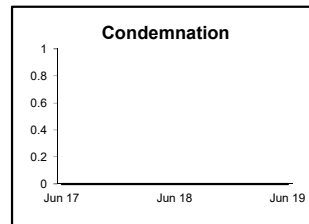

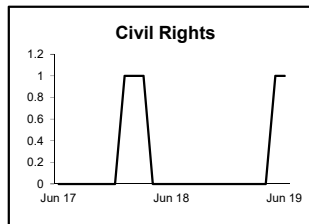
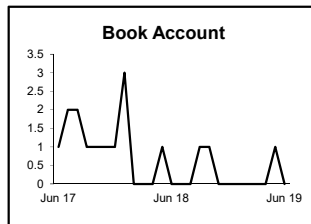
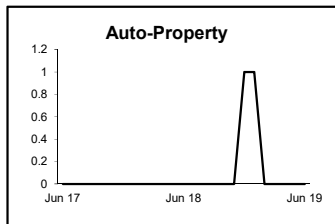
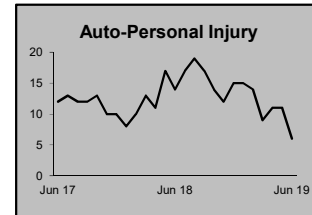
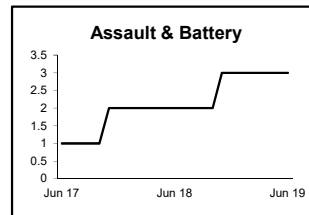
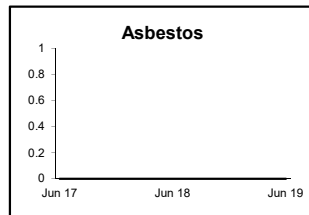
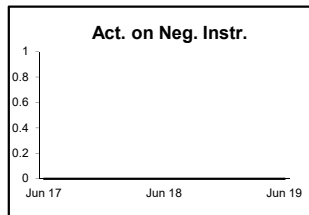
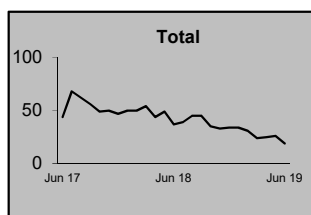


NOTE: Some Multicounty Litigation (MCL) cases were transferred in November 2014: Atlantic to Bergen = 8,935; Atlantic to Middlesex = 4,070.



**CIVIL BACKLOG BY CASETYPE  
JUNE 2019  
WARREN**

	<b>Total</b>	<b>Backlog</b>	<b>% chg</b>
Jun 17		44	
Jun 18		37	-16%
Jun 19		19	-49%



1) Casetypes with the state's largest backlogs are highlighted.

2) Some Multicounty Litigation (MCL) cases were transferred in November 2014: Atlantic to Bergen = 8,935; Atlantic to Middlesex = 4,070.

**CIVIL CASELOAD SUMMARY BY CASETYPE**

**JULY 2018 -JUNE 2019**

**STATE**

	Filings			Resolutions			Clearance		Backlog			Backlog Percent		Backlog Per 100 Monthly Filings		Active Pending		
	Jul 2017 to June 2018	Jul 2018 to June 2019	percent change	Jul 2017 to June 2018	Jul 2018 to June 2019	percent change	Jul 2018 - June 2019		June 2018	June 2019	percent change	June 2018	June 2019	June 2018	June 2019	June 2018	June 2019	percent change
							number	percent										
Act on Neg Inst	264	<b>250</b>	-5%	254	<b>232</b>	-9%	<b>-18</b>	<b>93%</b>	10	<b>7</b>	-30%	7%	<b>5%</b>	45	<b>34</b>	139	<b>148</b>	6%
Asbestos	188	<b>193</b>	3%	102	<b>101</b>	-1%	<b>-92</b>	<b>52%</b>	201	<b>245</b>	22%	43%	<b>44%</b>	1,283	<b>1,523</b>	469	<b>562</b>	20%
Assault & Bat	154	<b>142</b>	-8%	169	<b>213</b>	26%	<b>71</b>	<b>150%</b>	43	<b>41</b>	-5%	16%	<b>19%</b>	335	<b>346</b>	272	<b>215</b>	-21%
Auto - Pers Inj	25,695	<b>26,308</b>	2%	26,145	<b>26,483</b>	1%	<b>175</b>	<b>101%</b>	4,945	<b>4,625</b>	-6%	16%	<b>15%</b>	231	<b>211</b>	31,266	<b>31,186</b>	0%
Auto - Property	1,184	<b>973</b>	-18%	1,130	<b>1,061</b>	-6%	<b>88</b>	<b>109%</b>	39	<b>29</b>	-26%	6%	<b>5%</b>	40	<b>36</b>	696	<b>610</b>	-12%
Book Account	7,713	<b>8,119</b>	5%	9,149	<b>7,774</b>	-15%	<b>-345</b>	<b>96%</b>	155	<b>126</b>	-19%	4%	<b>3%</b>	24	<b>19</b>	3,519	<b>3,703</b>	5%
Civil Rights	381	<b>397</b>	4%	359	<b>406</b>	13%	<b>9</b>	<b>102%</b>	52	<b>56</b>	8%	14%	<b>15%</b>	164	<b>169</b>	362	<b>373</b>	3%
Complex Comme	259	<b>286</b>	10%	336	<b>317</b>	-6%	<b>31</b>	<b>111%</b>	117	<b>112</b>	-4%	30%	<b>27%</b>	542	<b>470</b>	388	<b>412</b>	6%
Condemnation	214	<b>245</b>	14%	198	<b>183</b>	-8%	<b>-62</b>	<b>75%</b>	86	<b>98</b>	14%	32%	<b>30%</b>	482	<b>480</b>	269	<b>330</b>	23%
Construction	548	<b>563</b>	3%	556	<b>528</b>	-5%	<b>-35</b>	<b>94%</b>	109	<b>99</b>	-9%	19%	<b>17%</b>	239	<b>211</b>	569	<b>588</b>	3%
Contract/Comme	9,121	<b>9,524</b>	4%	8,855	<b>9,410</b>	6%	<b>-114</b>	<b>99%</b>	415	<b>352</b>	-15%	7%	<b>5%</b>	55	<b>44</b>	6,239	<b>6,578</b>	5%
Employment	308	<b>289</b>	-6%	300	<b>331</b>	10%	<b>42</b>	<b>115%</b>	24	<b>21</b>	-13%	9%	<b>9%</b>	94	<b>87</b>	268	<b>222</b>	-17%
Lieu of P. Writ	499	<b>507</b>	2%	512	<b>488</b>	-5%	<b>-19</b>	<b>96%</b>	31	<b>40</b>	29%	8%	<b>10%</b>	75	<b>95</b>	382	<b>411</b>	8%
Medical Malprac	1,083	<b>1,201</b>	11%	1,132	<b>1,128</b>	0%	<b>-73</b>	<b>94%</b>	553	<b>554</b>	0%	27%	<b>26%</b>	613	<b>554</b>	2,045	<b>2,162</b>	6%
Name Change	2,816	<b>2,008</b>	-29%	2,806	<b>2,056</b>	-27%	<b>48</b>	<b>102%</b>	2	<b>1</b>	-50%	1%	<b>0%</b>	1	<b>1</b>	390	<b>359</b>	-8%
Other Insurance	772	<b>667</b>	-14%	851	<b>712</b>	-16%	<b>45</b>	<b>107%</b>	92	<b>56</b>	-39%	19%	<b>14%</b>	143	<b>101</b>	490	<b>393</b>	-20%
Other MCL	852	<b>3,630</b>	326%	2,636	<b>1,804</b>	-32%	<b>-1826</b>	<b>50%</b>	14,548	<b>13,896</b>	-4%	92%	<b>78%</b>	20,490	<b>4,594</b>	15,889	<b>17,797</b>	12%
Other Track 1	4,588	<b>4,296</b>	-6%	4,745	<b>4,262</b>	-10%	<b>-34</b>	<b>99%</b>	173	<b>127</b>	-27%	9%	<b>8%</b>	45	<b>35</b>	1,888	<b>1,690</b>	-10%
Other Track 3	1,830	<b>1,854</b>	1%	1,887	<b>1,774</b>	-6%	<b>-80</b>	<b>96%</b>	220	<b>215</b>	-2%	11%	<b>10%</b>	144	<b>139</b>	2,070	<b>2,188</b>	6%
Other Track 4	260	<b>269</b>	3%	411	<b>360</b>	-12%	<b>91</b>	<b>134%</b>	271	<b>203</b>	-25%	48%	<b>39%</b>	1,251	<b>906</b>	567	<b>524</b>	-8%
Personal Injury	11,099	<b>10,822</b>	-2%	11,911	<b>11,424</b>	-4%	<b>602</b>	<b>106%</b>	2,450	<b>2,056</b>	-16%	17%	<b>15%</b>	265	<b>228</b>	14,032	<b>13,353</b>	-5%
Prod Liability	1,291	<b>885</b>	-31%	1,046	<b>1,057</b>	1%	<b>172</b>	<b>119%</b>	107	<b>75</b>	-30%	13%	<b>12%</b>	99	<b>102</b>	811	<b>612</b>	-25%
Prof Malpractic	513	<b>514</b>	0%	675	<b>653</b>	-3%	<b>139</b>	<b>127%</b>	160	<b>162</b>	1%	18%	<b>18%</b>	374	<b>378</b>	902	<b>881</b>	-2%
PIP Coverage	385	<b>325</b>	-16%	370	<b>352</b>	-5%	<b>27</b>	<b>108%</b>	12	<b>10</b>	-17%	7%	<b>8%</b>	37	<b>37</b>	161	<b>126</b>	-22%
Real Property	463	<b>361</b>	-22%	434	<b>361</b>	-17%	<b>0</b>	<b>100%</b>	30	<b>29</b>	-3%	12%	<b>14%</b>	78	<b>96</b>	254	<b>211</b>	-17%
Tort Other	1,756	<b>1,853</b>	6%	1,749	<b>1,854</b>	6%	<b>1</b>	<b>100%</b>	214	<b>177</b>	-17%	13%	<b>11%</b>	146	<b>115</b>	1,623	<b>1,621</b>	0%
Toxic Tort	15	<b>21</b>	40%	29	<b>32</b>	10%	<b>11</b>	<b>152%</b>	24	<b>24</b>	0%	43%	<b>49%</b>	1,920	<b>1,371</b>	56	<b>49</b>	-13%
UM/UIIM Bod Inj	1,613	<b>1,631</b>	1%	1,698	<b>1,646</b>	-3%	<b>15</b>	<b>101%</b>	262	<b>236</b>	-10%	14%	<b>12%</b>	195	<b>174</b>	1,888	<b>1,901</b>	1%
<b>Total</b>	<b>75,864</b>	<b>78,133</b>	<b>3%</b>	<b>80,445</b>	<b>77,002</b>	<b>-4%</b>	<b>-1131</b>	<b>99%</b>	<b>25,345</b>	<b>23,672</b>	<b>-7%</b>	<b>29%</b>	<b>27%</b>	<b>401</b>	<b>364</b>	<b>87,904</b>	<b>89,205</b>	<b>1%</b>

NOTE: Some Multicounty Litigation (MCL) cases were transferred in November 2014: Atlantic to Bergen = 8,935; Atlantic to Middlesex = 4,070.

**CIVIL BACKLOG SUMMARY BY CASETYPE**

**June 2019**

**STATE**

	<b>Cases in Backlog</b>															
	Track 1					Track 2				Track 3			Track 4			Total Backlog
	12 to 18 months	18 to 24 months	24 to 36 months	over 36 months	Total Track 1	18 to 24 months	24 to 36 months	over 36 months	Total Track 2	24 to 36 months	over 36 months	Total Track 3	24 to 36 months	over 36 months	Total Track 4	
Act on Neg Inst	6	0	0	1	7	0	0	0	0	0	0	0	0	0	0	7
Asbestos	0	0	0	0	0	0	0	0	0	0	0	0	76	169	245	245
Assault & Bat	0	0	0	0	0	0	0	0	0	30	11	41	0	0	0	41
Auto - Pers Inj	0	0	0	0	0	3,167	1,302	154	4,623	2	0	2	0	0	0	4,625
Auto - Property	0	0	0	0	0	19	8	2	29	0	0	0	0	0	0	29
Book Account	92	20	12	2	126	0	0	0	0	0	0	0	0	0	0	126
Civil Rights	0	0	0	0	0	0	1	0	1	37	17	54	1	0	1	56
Complex Comme	0	0	0	0	0	1	0	0	1	0	0	0	56	55	111	112
Condemnation	0	0	0	0	0	0	0	0	0	37	61	98	0	0	0	98
Construction	0	0	0	0	0	47	42	9	98	0	0	0	0	1	1	99
Contract/Comme	1	0	0	0	1	217	102	29	348	0	0	0	0	3	3	352
Employment	0	0	0	0	0	13	5	3	21	0	0	0	0	0	0	21
Lieu of P. Writ	0	0	0	0	0	0	0	0	0	0	0	0	24	16	40	40
Medical Malprac	0	0	0	0	0	0	1	0	1	385	168	553	0	0	0	554
Name Change	0	1	0	0	1	0	0	0	0	0	0	0	0	0	0	1
Other Insurance	24	13	7	11	55	0	0	0	0	0	0	0	0	1	1	56
Other MCL	0	0	0	0	0	0	0	0	0	0	0	0	463	13,433	13,896	13,896
Other Track 1	79	24	9	9	121	3	2	0	5	0	1	1	0	0	0	127
Other Track 3	0	0	0	0	0	0	0	0	0	164	51	215	0	0	0	215
Other Track 4	0	0	0	0	0	0	0	1	1	0	0	0	61	141	202	203
Personal Injury	0	0	0	0	0	1,309	632	108	2,049	4	0	4	0	3	3	2,056
Prod Liability	0	0	0	0	0	0	0	0	0	52	22	74	1	0	1	75
Prof Malpractic	0	0	0	0	0	0	0	0	0	124	38	162	0	0	0	162
PIP Coverage	5	4	0	1	10	0	0	0	0	0	0	0	0	0	0	10
Real Property	16	7	5	1	29	0	0	0	0	0	0	0	0	0	0	29
Tort Other	0	0	0	0	0	101	54	19	174	1	0	1	0	2	2	177
Toxic Tort	0	0	0	0	0	0	0	0	0	9	15	24	0	0	0	24
UM/UIM Bod Inj	0	0	0	0	0	163	69	3	235	1	0	1	0	0	0	236
<b>Total</b>	<b>223</b>	<b>69</b>	<b>33</b>	<b>25</b>	<b>350</b>	<b>5,040</b>	<b>2,218</b>	<b>328</b>	<b>7,586</b>	<b>846</b>	<b>384</b>	<b>1,230</b>	<b>682</b>	<b>13,824</b>	<b>14,506</b>	<b>23,672</b>

NOTE: Some Multicounty Litigation (MCL) cases were transferred in November 2014: Atlantic to Bergen = 8,935; Atlantic to Middlesex = 4,070.

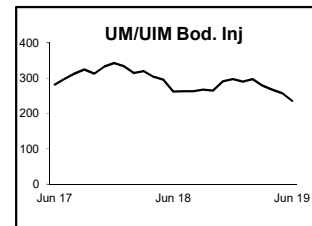
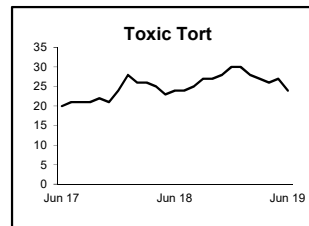
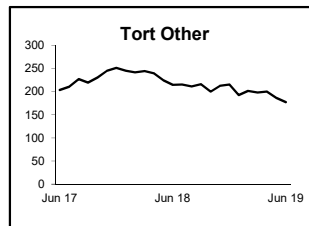
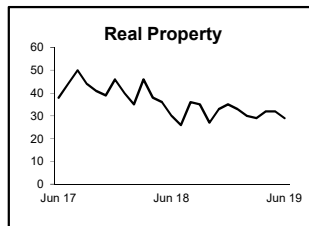
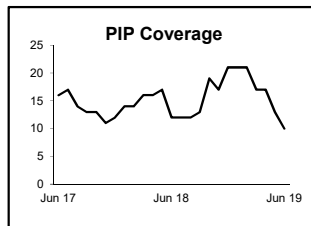
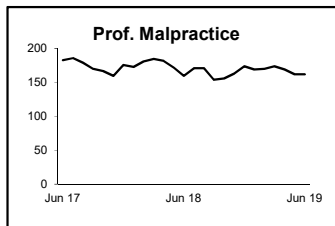
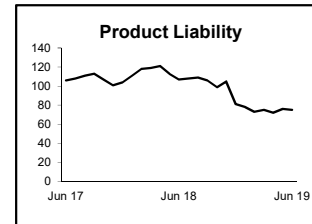
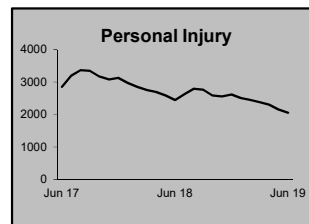
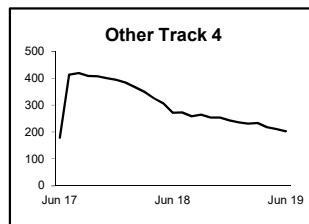
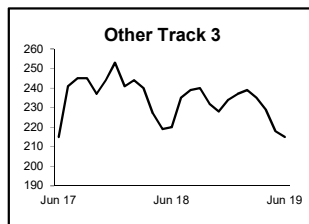
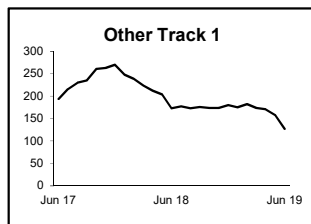
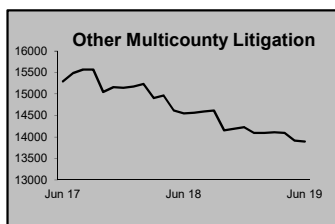
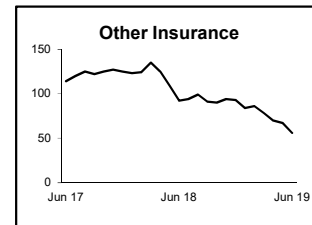
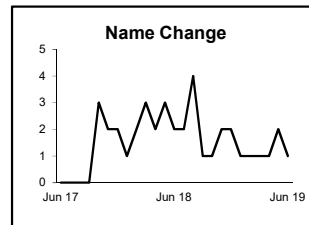
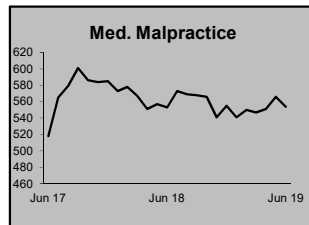
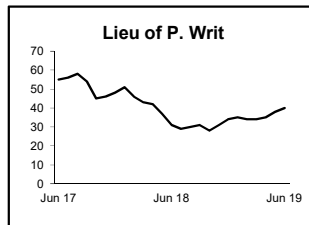
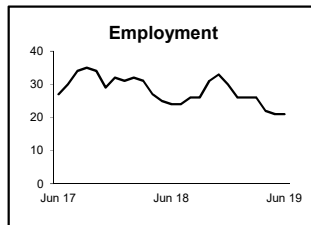
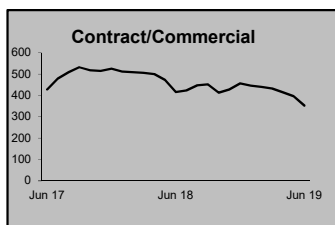
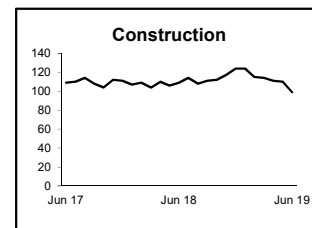
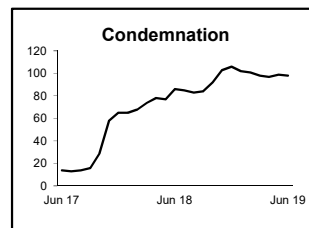
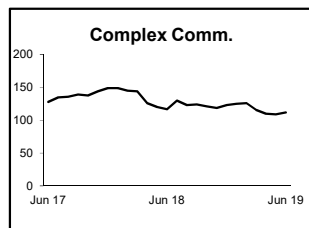
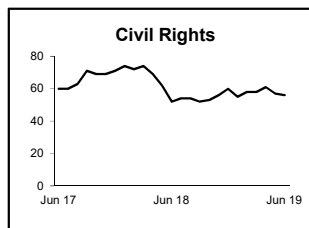
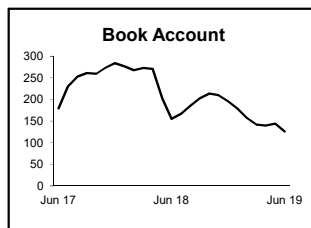
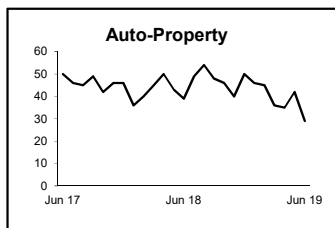
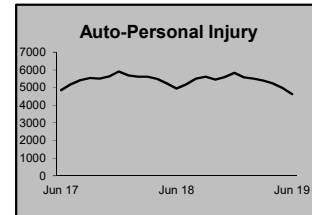
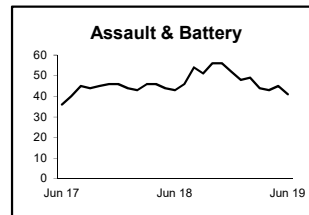
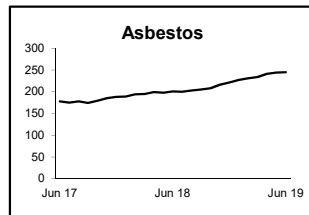
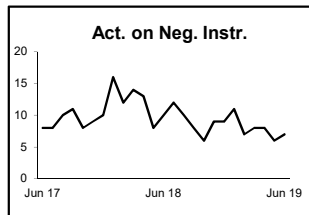
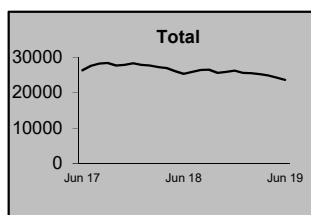
**CIVIL RESOLUTION SUMMARY BY CASETYPE  
JULY 2018 - JUNE 2019  
STATE**

	Trial			Summary					Total	Percent resolved by						Monthly Resolutions
	Jury	Nonjury	Total	Judgment	Settlement	Default Judgment	Dismiss	Other		Trial	Sum Jud	Settle	Default J	Dismiss	Other	
Act on Neg Inst	0	2	2	19	31	92	84	4	232	1%	8%	13%	40%	36%	2%	
Asbestos	3	0	3	0	59	0	31	8	101	3%	0%	58%	0%	31%	8%	
Assault & Bat	4	0	4	5	96	3	96	9	213	2%	2%	45%	1%	45%	4%	
Auto - Pers Inj	546	20	566	183	13,412	156	11,224	942	26,483	2%	1%	51%	1%	42%	4%	
Auto - Property	3	2	5	22	341	231	419	43	1,061	0%	2%	32%	22%	39%	4%	
Book Account	5	17	22	310	1,829	2,783	2,715	115	7,774	0%	4%	24%	36%	35%	1%	
Civil Rights	6	4	10	18	67	0	216	95	406	2%	4%	17%	0%	53%	23%	
Complex Commer	6	6	12	4	124	7	134	36	317	4%	1%	39%	2%	42%	11%	
Condemnation	9	3	12	11	35	0	34	91	183	7%	6%	19%	0%	19%	50%	
Construction	7	13	20	4	199	48	230	27	528	4%	1%	38%	9%	44%	5%	
Contract/Commer	42	73	115	239	2,519	1,825	4,350	362	9,410	1%	3%	27%	19%	46%	4%	
Employment	3	4	7	6	103	4	154	57	331	2%	2%	31%	1%	47%	17%	
Lieu of P. Writ	1	40	41	25	98	6	257	61	488	8%	5%	20%	1%	53%	13%	
Medical Malprac	78	1	79	24	533	2	429	61	1,128	7%	2%	47%	0%	38%	5%	
Name Change	0	0	0	0	0	0	465	1,591	2,056	0%	0%	0%	0%	23%	77%	
Other Insurance	3	3	6	32	225	26	342	81	712	1%	4%	32%	4%	48%	11%	
Other MCL	0	0	0	12	315	0	761	716	1,804	0%	1%	17%	0%	42%	40%	
Other Track 1	16	15	31	137	931	234	1,742	1,187	4,262	1%	3%	22%	5%	41%	28%	
Other Track 3	31	1	32	35	734	11	731	231	1,774	2%	2%	41%	1%	41%	13%	
Other Track 4	1	6	7	9	175	19	119	31	360	2%	3%	49%	5%	33%	9%	
Personal Injury	127	3	130	218	5,783	110	4,492	691	11,424	1%	2%	51%	1%	39%	6%	
Prod Liability	2	0	2	8	169	4	215	659	1,057	0%	1%	16%	0%	20%	62%	
Prof Malpractic	8	1	9	29	325	15	254	21	653	1%	4%	50%	2%	39%	3%	
PIP Coverage	0	0	0	8	87	10	222	25	352	0%	2%	25%	3%	63%	7%	
Real Property	1	2	3	13	84	26	190	45	361	1%	4%	23%	7%	53%	12%	
Tort Other	9	6	15	39	692	114	869	125	1,854	1%	2%	37%	6%	47%	7%	
Toxic Tort	0	0	0	2	14	0	13	3	32	0%	6%	44%	0%	41%	9%	
UM/UIIM Bod Inj	52	1	53	17	763	33	748	32	1,646	3%	1%	46%	2%	45%	2%	
<b>Total</b>	<b>963</b>	<b>223</b>	<b>1186</b>	<b>1,429</b>	<b>29,743</b>	<b>5,759</b>	<b>31,536</b>	<b>7,349</b>	<b>77,002</b>	<b>2%</b>	<b>2%</b>	<b>39%</b>	<b>7%</b>	<b>41%</b>	<b>10%</b>	

NOTE: Some Multicounty Litigation (MCL) cases were transferred in November 2014: Atlantic to Bergen = 8,935; Atlantic to Middlesex = 4,070.

## CIVIL BACKLOG BY CASETYPE JUNE 2019 STATE

	Total Backlog	% chg
Jun 17	26,342	
Jun 18	25,345	-4%
Jun 19	23,672	-7%



1) Casetypes with the state's largest backlogs are highlighted.

2) Some Multicounty Litigation (MCL) cases were transferred in November 2014: Atlantic to Bergen = 8,935; Atlantic to Middlesex = 4,070.